05 - Catalogo - Catalogue - Katalog - Catálogo



LAG

SIMBOLI - SYMBOLS - SYMBOLE - SYMBOLES - SIMBOLOS

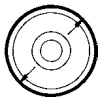

D
Diametro ruota
Wheel diameter
Raddurchmesser
Diamètre de la roue
Diámetro de la rueda

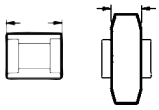

E
Larghezza del battistrada
Tyre width
Reifenbreite
Largeur du bandage
Ancho de bandaje



N
Larghezza totale
Track width
Gesamtbreite
Largeur totale
Ancho total



X
Diametro del nucleo
Wheel centre diameter
Radkörperdurchmesser
Diamétre du corps de roue
Diámetro del núcleo

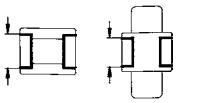

s
Diametro sede cuscinetti
Bearing seat diameter
Kugellagersitzdurchmesser
Diamètre siège du roulement à billes
Diámetro alojamiento cojinetes

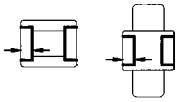

t
Profondità sedi cuscinetti
Bearing seat depth
Kugellagersitz-Tiefe
Profondeur siège du roulement à billes
Profundidad alojamiento cojinetes

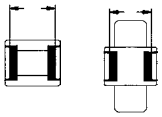

V
Scartamento esterno cuscinetti
Outer faces bearings distance
Aussen Lagerabstand
Ecartement extérieur des roulements
Largo externo entre cojinetes

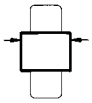

L
Larghezza mozzo
Hub width
Nabenlänge
Longueur du moyeu
Largo del cubo



M
Diametro mozzo
Hub diameter
Nabendurchmesser
Diamétre du moyeu
Diámetro del cubo



d
Diametro foro
Bore diameter
Achslochdurchmesser
Diamètre de l'alésage
Diámetro del agujero

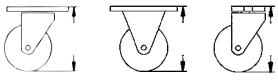

H
Altezza totale
Overall height
Gesamtbauhöhe
Hauteur totale
Altura total



C
Corsa massima del bilancere
Maximum equalizer's deflection
Höchster Federlauf
Course maximal du balancier
Desplazamiento máximo del balancín



daN
Precarico della molla
Pretension loading
Vorspannkraft
Precharge du ressort
Precarga del resorte

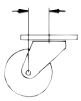

F
Disassamento
Offset
Ausladung
Déport
Desplazamiento

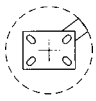

R
Raggio di ingombro
Swept radium
Umlaufradius
Rayon d'encombrement
Radio de viraje



AxB
Dimensioni esterne della piastra
Top plate outer dimensions
Platte-Außenmaße
Dimensions extérieures de la platine
Dimensiones exteriores de la platina



axb
Interasse fori di fissaggio
Bolt hole spacing
Lochabstand
Entr'axe des trous de fixation
Distancia entres centros



g
Diametro bullone di fissaggio
Fixing bolt diameter
Durchmesser der Befestigungsschraube
Diamètre des boulons de fixation
Diametro perno de fijacíon

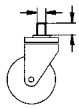

PxQ
Dimensioni perno di fissaggio
Dimensions of fixing stem
Zapfen-Größe
Dimensiones de la tige
Dimensiones del perno



U
Larghezza forcella
Fork width
Gabelbreite
Largeur de la fourche
Ancho de la horquilla



O
Diametro bullone assale
Diameter of axle hole
Achsenschraubedurchmesser
Diamètre du boulon de l'essieu
Diametro de la tuerca del eje



Supporto girevole a piastra
Top-plate swivel fork assembly
Lenkgehäuse mit Platte
Chape pivotante à platine
Soporte giratorio con platina



Supporto fisso a piastra
Top-plate fixed fork
Bockgehäuse mit Platte
Chape fixe à platine
Soporte fijo con platina



Supporto girevole a foro passante
Swivel bolt hole fork assembly
Lenkgehäuse mit Rückenloch
Chape pivotante à trou central
Soporte giratorio con taladro pasador



Supporto girevole a perno
Swivel stem fork assembly
Lenkgehäuse mit Zapfen
Chape pivotante à tige
Soporte giratorio con perno



Freno e/o bloccaggio totale
Total braking and/or locking device
Totalfeststeller
Blocage total
Freno integral



Freno e/o bloccaggio totale anteriore
Trailing total braking and/or locking device
Totalfeststeller nachlaufend
Blocage total avant
Freno integral anterior



Freno e/o bloccaggio totale posteriore
Leading total braking and/or locking device
Totalfeststeller vorlaufend
Blocage total arrière
Freno integral posterior



kg
Portata
Load capacity
Tragfähigkeit
Capacité de charge
Carga



Cuscinetti a sfere
Ball bearings
Präzision Rillenkugellager
Roulements à billes
Cojinetes a bolas



Cuscinetto a rullini
Roller bearing
Rollenkorblager
Roulement à rouleaux
Cojinete a rodillos



Foro passante o boccola
Plain bore
Gleitlager
Alésage lisse
Agujero liso

Copyright©: LAG S.p.A. - Modena - Italy - 09-2010



D

→285

10



DG

→320

12



B

→230

16



LB

→480

18



E

→700

24



PE

→12000

29



P

→2400

30



N

→550

38



A

→1000

44



AS

→600

50



T

→1100

56



Z

→6200

60



Q

→1500

68



QD

→1650

71



FS

→400

72



R

→5300

76



M

→90

15



75

Il catalogo completo è disponibile nel nostro sito:
The complete catalogue is available in our web-site:
Der komplette Katalog steht in unserem Web-Site zur Verfügung:
Notre catalogue complet est disponible sur notre site web:
El catálogo completo es disponible en nuestro sito:

www.lagspa.eu/web/downloads



Inox40

5

LB-P-N-A-AS



Inox20

4

DG-LB-P-N-A-AS-FS



G80

5

P-Z



E70

6

P-Z-Q



P60

6

E-P-A-AS-T-Z-Q



M40

7

LB-E-P-N-A-AS-T-Z



M22

8

D-DG-B-LB-E-P-N-A-AS-T-Z-FS



M34

7

E-Z

Art.	Serie
100 - 599	R
1000 - 1099	Q - QD
1340 - 1399	E
1400 - 1499	Z
1500 - 1799	R
2000 - 2099	E
4000 - 4099	P - PE

Art.	Serie
4350 - 4399	R
4400 - 4449	P
4500 - 4599	A
6000 - 6099	Q
6100 - 6199	P
7000 - 7899	Z
8000 - 8399	T

Art.	Serie
9000 - 9099	N
9900 - 9969	R
12000 - 12999	B
13000 - 15999	D - DG
16000 - 16999	E
17000 - 18999	P
19000 - 20999	A

Art.	Serie
21000 - 22999	N
23000 - 24999	Z
25000 - 26999	T
28000 - 28999	FS
30000 - 32999	LB
33000 - 33999	P
35000 - 36999	AS

IT



CONSIDERAZIONI GENERALI / RACCOMANDAZIONI E AVVERTENZE

I testi citati ed il catalogo completo sono disponibili nella versione più aggiornata nel nostro sito
www.lagspa.eu/web/downloads

Le informazioni qui esposte sono il risultato delle nostre esperienze e sono fornite a titolo esemplificativo, senza alcuna nostra responsabilità in conseguenza della loro applicazione. Per impieghi particolari si consiglia comunque di interpellare il nostro servizio tecnico.
Le dimensioni, le descrizioni, le caratteristiche e le illustrazioni sono indicative e suscettibili di qualsiasi variazione senza preavviso. I prodotti illustrati non implicano necessariamente la loro disponibilità a magazzino né alcun obbligo da parte nostra ad eseguire la loro fornitura. I collaudi da noi effettuati si riferiscono a prodotti originali con accessori originali: la sostituzione di uno dei componenti con altri di produzione differente potrebbe non garantire gli stessi risultati e provoca automaticamente il decadere di ogni garanzia.

EN



GENERAL INFORMATION / RECOMMENDATIONS AND WARNINGS

The cited text and the complete catalogue in their most up-dated versions are available in our web-site
www.lagspa.eu/web/downloads

The information presented herein is the result of our experience and is provided purely by way of example, such that we decline all responsibility regarding the consequences of its application. Please contact our technical service concerning any special application.
The dimensions, descriptions, specifications and illustrations herein are indicative and subject to variations without notice. The fact that products are illustrated herein does not necessarily imply they are available from stock nor does it place us under any obligation to supply them. Tests carried out refer to the original products with original accessories: the replacement of one of the components with others of different manufacture might prevent the same results from being achieved and will automatically invalidate any guarantee.

DE



ALLGEMEINE ERWÄGUNGEN / EMPFEHLUNGEN UND HINWEISE

Die angeführten Texte und der komplette Katalog in der neusten aktualisierten Version
stehen in unserem Web-Site zur Verfügung
www.lagspa.eu/web/downloads

Die hier aufgeführten, rein hinweisenden Informationen sind Ergebnis unserer Erfahrungen; für die eventuellen Folgen ihrer Anwendung kann nicht gehaftet werden. Für Sonderanwendungen wenden Sie sich an unseren Technischen Kundendienst.
Die aufgeführten Maße, Beschreibungen, Merkmale und Abbildungen sind rein hinweisend und können jederzeit, ohne Vorankündigung verändert werden. Die abgebildeten Produkte sind nicht unbedingt im Lager verfügbar und verpflichten uns nicht zu ihrer Lieferung. Die von uns durchgeführten Abnahmeprüfungen beziehen sich auf Originalprodukte mit Originalzubehör: das teilweise Ersetzen einer Komponente durch andersartige Teile kann die Ergebnisse beeinträchtigen und läßt jede Garantie automatisch verfallen.

FR



CONSIDÉRATIONS GÉNÉRALES / RECOMMANDATIONS ET INSTRUCTIONS

Les textes cités et notre catalogue complet dans la version la plus actualisée
sont disponibles sur notre site web
www.lagspa.eu/web/downloads

Ces informations sont le résultat de nos expériences. Elles sont fournies à titre d'exemple, sans aucune responsabilité de notre part en ce qui concerne leur application. Pour toutes utilisations particulières, nous vous conseillons de vous adresser à notre service technique.
Les dimensions, descriptions, caractéristiques et illustrations sont fournies à titre indicatif et peuvent être modifiées sans préavis. Les produits illustrés n'impliquent nécessairement ni leur disponibilité en stock ni aucune obligation de notre part quant à l'exécution de leur fourniture. Les essais que nous effectuons se réfèrent à des produits originaux avec leurs accessoires originaux; le remplacement de l'un des éléments par un élément de production différente pourrait ne pas garantir les mêmes résultats et provoque donc automatiquement la déchéance de toutes garanties.

ES



CONSIDERACIONES GENERALES / RECOMENDACIONES Y ADVERTENCIAS

Los textos citados y el catálogo completo son disponibles en la versión mas actualizada en nuestro sito
www.lagspa.eu/web/downloads

Las informaciones aquí expuestas son el resultado de nuestras experiencias y son proporcionadas a título de ejemplo, sin ninguna responsabilidad por nuestra parte como consecuencia de su mal empleo. Para usos especiales se aconseja solicitar informaciones a nuestro Servicio Técnico.
Las dimensiones, las descripciones, las características y las ilustraciones tienen un valor genérico y están sujetas a variación sin obligación de aviso previo. Los productos ilustrados no implican necesariamente su disponibilidad en almacén ni nuestra obligación de suministro. Las pruebas efectuadas en la fábrica se refieren a productos originales con accesorios originales: la sustitución de uno de los componentes con otros de diferente origen podría no garantizar los mismos resultados y provoca la caducidad inmediata y automática de toda garantía.

LAG

P60 - M40 - M22
INOX40 - INOX20

FR



FRENO ANTERIORE A PEDALE – Blocca contemporaneamente la rotazione della ruota e del supporto. È applicato ai supporti girevoli **Inox40**, **Inox20** (molla in acciaio inox AISI 301) e **P60**, **M40**, **M22**. Nei supporti **P60**, **M40** e **Inox40** il freno è regolabile. Per articoli con freno aggiungere FR al codice.
TRAILING FOOT BRAKE - Locks wheel and swivel simultaneously. It is fitted to swivel castors **Inox40**, **Inox20** (AISI 301 stainless steel spring) and **P60**, **M40**, **M22**. The brake on castors **P60**, **M40** and **Inox40** is adjustable. To order items with brake add FR to part number.
FUSS-FESTSTELLER IN NACHLAUF - Blockiert Räd und Lenkung gleichzeitig. Ausführung für Lenkgehäuse **Inox40**, **Inox20** (Feder aus Edelstahl AISI 301) und **P60**, **M40**, **M22**. Die Ausführung für **P60**, **M40** und **Inox40** Gehäuse ist nachstellbar. Für Rollen mit Totalfesteller FR zur Bestell-Nr beifügen.
FREIN AVANT A PEDALE - Bloque en même temps la roue et le pivotement. Appliqué aux chapes pivotantes **Inox40**, **Inox20** (ressort en acier inox AISI 301) et **P60**, **M40**, **M22**. Le frein des chapes **P60**, **M40** et **Inox40** est réglable. Pour articles avec frein ajouter FR au code.
FRENO ANTERIOR DE PIÉ - Bloquea simultaneamente el soporte y la rueda. Aplicado a los soportes giratorios **Inox40**, **Inox20** (muelle en acero inox AISI 301) y **P60**, **M40**, **M22**. En los soportes **P60**, **M40** y **Inox40** el freno es ajustable. Para articulos con freno añadir FR al código.



		R	
M22 - Inox20:	∅ 80-125/40	108 mm	Kg. 0,110
	∅ 100-160/50	140 mm	Kg. 0,180
	∅ 160-200/60	168 mm	Kg. 0,280
P60 - M40 - Inox40:	∅ 100-160/50	140 mm	Kg. 0,270
	∅ 125-250/60	170 mm	Kg. 0,470

E70 - P60 - M40

FV



FRENO POSTERIORE A PEDALE - Blocca contemporaneamente la rotazione della ruota e del supporto. Leveraggio a snodo senza molle. È munito di vite di regolazione. Per articoli con freno aggiungere FV al codice.
LEADING FOOT BRAKE - Locks wheel and swivel simultaneously. Leverage without springs. Is adjustable by means of a screw. To order items with brake add FV to part number.
FUSS-FESTSTELLER IN VORLAUF - Blockiert Räd und Lenkung gleichzeitig. Hebelfunktion ohne Feder. Mit Einstellschraube. Für Rollen mit Totalfesteller FV zur Bestell-Nr beifügen.
FREIN ARRIER A PEDALE - Bloque en même temps la roue et le pivotement. Système de leviers sans ressort. Equipé d'une vis de réglage. Pour articles avec frein ajouter FV au code.
FRENO POSTERIOR DE PIÉ - Bloquea simultaneamente el soporte y la rueda. Sistema de levas sin muelle. Dotado de tornillo de regulación. Para articulos con freno añadir FV al código.

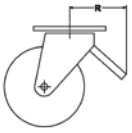

		R	
E70:	∅ 150-200/60	150 mm	Kg. 0,500
P60 - M40:	∅ 125-250/60	150 mm	Kg. 0,500

E70 - P60 - M40 - M22

BLOCCAGGIO DIREZIONALE - Blocca la rotazione del supporto nella direzione del senso di marcia.
DIRECTIONAL LOCK - Locks the swivel in the direction of motion.
RICHTUNGSFESTSTELLER - Lenksperre in Laufrichtung.
BLOCAGE DIRECTIONNEL - Bloque le pivotement dans la direction de marche.
BLOQUEO DIRECCIONAL - Bloquea el rodamiento del soporte en la direcciòn de marcha.

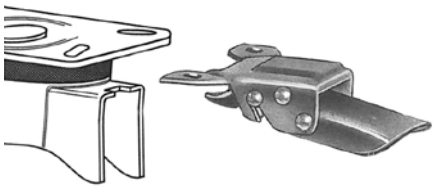

		Art. N.	AxB	b	
M22:	∅ 100-160/50L	P3920	102x83	60	Kg. 0,390
	∅ 100-160/50	P3925	135x110	80	Kg. 0,390
	∅ 160-200/60	P3985	135x110	80	Kg. 0,390
M40 - P60:	∅ 80-125/50L	P3920	105x85	60	Kg. 0,390
	∅ 125-160/50	P3925	135x110	80	Kg. 0,390
	∅ 125-250/60	P3940	135x110	80	Kg. 0,390
E70:	∅ 150-200/60	P3945	135x110	80	Kg. 0,390

G80 - E70



BLOCCAGGIO DIREZIONALE A DUE POSIZIONI - Si aziona manualmente, blocca la rotazione del supporto in due punti a 180°. Aggiungere B2 al codice.
DIRECTIONAL LOCK - Manually operated, locks the swivelling of the castor in two points at 180°. Add B2 to partnumber.
RICHTUNGSFESTSTELLER - Hand betätigt, blockiert die Lenkung der Gehäuse auf zwei Punkte zu 180°. Beifugen B2 zur Bestellnummer.
BLOCAGE DIRECTIONNEL - Actionné manuellement, arrête le pivotement de la chape sur deux points à 180°. Ajouter B2 à la référence produit.
BLOQUEO DIRECCIONAL - Accionado manualmente, bloquea el girar de la horquilla en dos puntos a 180°. Añadir B2 al codigo.

G80: ∅ 125-150/105, ∅ 200/126, ∅ 250/153, ∅ 250/100+100, ∅ 300/153, ∅ 300/132+132, ∅ 400/132+132

E70: ∅ 300/153

INOX20

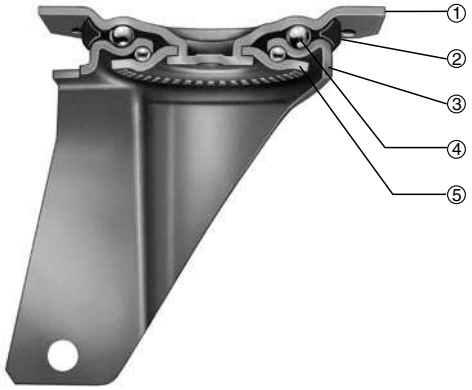

SUPPORTI MEDI INOX20 A PIASTRA

- Finitura: lucidatura
1) Piastra d'attacco con perno preformato in lamiera inox AISI 304 stampata.
2) Anello parapolvere in materiale termoplastico (termoplastico cristallino nei supporti per alte temperature, max. +270°)
3) Corpo girevole in lamiera inox AISI 304 stampata.
4) Sfere di acciaio inox AISI 420
5) Anello tenuta sfere in lamiera inox AISI 304 stampata.

MEDIUM DUTY TOP PLATE CASTORS INOX20

- Finish: polished.
1) Top plate with forged central pin in pressed stainless steel-sheet AISI 304.
2) Thermoplastic dust protection ring (crystalline thermoplastic for high temperature castors, max. 270°C).
3) Swivel fork in pressed stainless steel-sheet AISI 304.
4) Stainless steel balls AISI 420.
5) Balls retaining ring in pressed stainless steel sheet AISI 304.

MITTELLAST GEHÄUSE INOX20 MIT EINBAUPLATTE

- Finish: poliert.
1) Einbauplatte aus gepresstem AISI 304 Edelstahlblech mit vorgeformtem Zapfen.
2) Staubring aus thermoplastischem Kunststoff (kristallin thermoplastischer Kunststoff für hohe Temperaturen, max. 270°C).
3) Lenkgabel aus gepresstem AISI 304 Edelstahlblech.
4) Kugeln aus AISI 420 Edelstahl.
5) Kugelkranzhalter aus gepresstem AISI 304 Edelstahlblech.

CHAPES MOYENNES INOX20 A PLATINE

- Finition: polie.
1) Platine de fixation avec pivot central préformé en tôle inox AISI 304 emboutie.
2) Anneau pare-poudre en matière thermoplastique (thermoplastique cristalline dans les chapes pour hautes températures max. 270°C).
3) Fourche pivotante en tôle inox AISI 304 emboutie.
4) Billes en acier inox AISI 420.
5) Anneau porte-billes en tôle inox AISI 304 emboutie.

SOPORTES MEDIOS INOX20 A PLATINA

- Acabado: pulido.
1) Platina de anclaje con perno central preformado en chapa inox AISI 304 estampada.
2) Anillo anti-polvo en material termoplastico (plastico cristalino en los soportes para altas temperaturas, max. 270°C).
3) Horquilla giratoria en chapa inox AISI 304 estampada.
4) Bolas en acero inox AISI 420.
5) Disco porta-bolas en chapa inox AISI 304 estampada.

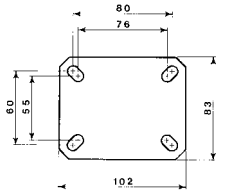

Ø 80/40-125/40

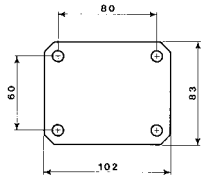

Ø 100/50L-150/50L

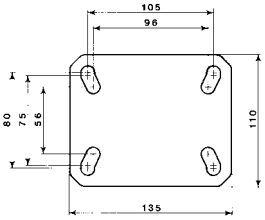

Ø 125/50-150/50

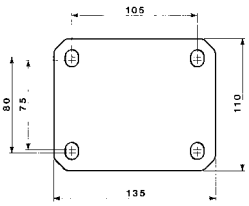

Ø 175/60-200/60

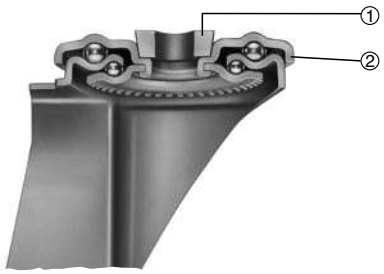

SUPPORTI INOX20 A FORO PASSANTE

1) Boccola di riduzione del foro passante in acciaio inox AISI 430.
2) Piastra porta sfere in lamiera inox AISI 304.

STAINLESS STEEL INOX20 BOLT HOLE CASTORS

1) Bolt hole reduction bush in stainless steel AISI 430.
2) Stainless steel AISI 304 balls retaining plate.

ROSTFREIES GEHÄUSE INOX20 MIT RÜCKENLOCH

1) Reduktionshülse zum Rückenloch aus Edelstahl AISI 430.
2) Kugelkranzhalter aus gepresstem Edelstahl AISI 304.

CHAPES INOX20 A TROU CENTRAL

1) Bague de réduction du trou central en acier inox AISI 430.
2) Disque porte-billes en tôle inox AISI 304 estampée.

SOPORTES INOX20 CON TALADRO LISO PASADOR

1) Casquillo de reducciòn por taladro en acero AISI 430.
2) Platina porta-bolas en chapa de acero inox AISI 304.

80 100 125	40	**HB**=10-12
100 125 150 160	50	**HD**=12-14
160 180 200	60	**HE**=12 **HF**=16

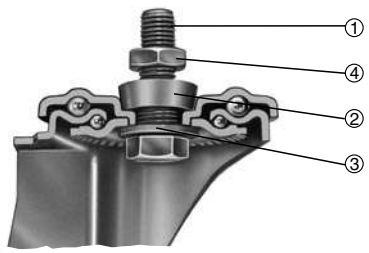

SUPPORTI INOX20 A PERNO FILETTATO

1) Perno filettato in acciaio inox AISI 304.
2) Boccola di riduzione del foro in acciaio inox AISI 430.
3) Rondella inox AISI 304. 4) Dado inox AISI 304.

THREADED STEM STAINLESS STEEL INOX20 CASTORS

1) Threaded stainless steel stem AISI 304.
2) Stainless steel AISI 430 bolt hole reduction bush.
3) Stainless steel washer AISI 304. 4) Stainless steel nut AISI 304.

ROSTFREIES GEHÄUSE INOX20 MIT GEWINDESTIFT

1) Rostfreie Gewindestift aus Edelstahl AISI 304.
2) Reduktionshülse zum Rückenloch aus Edelstahl AISI 430.
3) Rostfreie Scheibe AISI 304. 4) Lostfreie Mutter AISI 304.

CHAPES INOX20 A TIGE FILETEE

1) Tige filetée en acier inox AISI 304.
2) Bague de reduction du trou central en acier inox AISI 430.
3) Rondelle inox AISI 304. 4) Ecrou inox AISI 304.

SOPORTES INOX20 CON ESPIGA ROSCADA

1) Espiga roscada inox AISI 304.
2) Casquillo de reducciòn por el taladro en inox AISI 430.
3) Arandela inox AISI 304. 4) Tuerca inox AISI 304.

80 100 125	40	**YA**=M10x25 **YB**=M12x25
100 125 150 160	50	**YC**=M12x30 **YD**=M14x30
160 180 200	60	**YE**=M12x30 **YF**=M16x30

INOX40

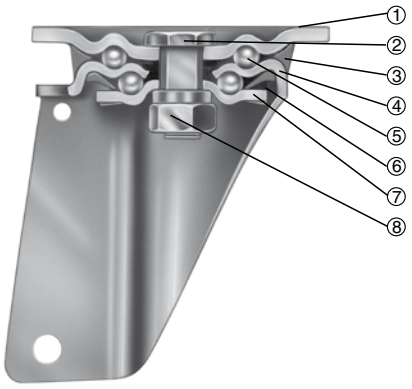

SUPPORTI PESANTI INOX40

- Finitura: lucidatura.

1) Piastra d'attacco in lamiera inox AISI 304 stampata.
2) Perno centrale inox AISI 303 ribadito alla piastra.
3) Anello parapolvere in materiale termoplastico (water resistant).
4) Corpo girevole in lamiera inox AISI 304 stampata.
5) Sfere di acciaio inox AISI 420.
6) Guarnizione di tenuta in materiale termoplastico (water proof).
7) Anello tenuta sfere in lamiera inox AISI 304 stampata.
8) Dado autobloccante inox.

HEAVY DUTY CASTORS INOX40

- Finish: polished.

1) Top plate in pressed stainless steel sheet AISI 304.
2) Stainless steel kingpin AISI 303 riveted to the top plate.
3) Thermoplastic dust protection ring (water resistant).
4) Swivel fork in pressed stainless steel-sheet AISI 304.
5) Stainless steel balls AISI 420.
6) Thermoplastic dust seal (water proof).
7) Balls retaining ring in pressed stainless steel-sheet AISI 304.
8) Self-locking stainless steel nut.

SCHWERLAST GEHÄUSE INOX40

- Finish: poliert.

1) Einbauplatte aus gepresstem AISI 304 Edelstahlblech.
2) Auf der Platte eingenieteter Königsbolzen aus AISI 303 Edelstahl.
3) Wasserabweisender Staubring aus thermoplastischem Kunststoff.
4) Lenkgabel aus gepresstem AISI 304 Edelstahlblech.
5) Kugeln aus AISI 420 Edelstahl.
6) Wasser- und Staubabdichtungsring aus thermoplastischem Kunststoff.
7) Kugelkranzhalter aus gepresstem AISI 304 Edelstahlblech.
8) Selbstsichernde Edelstahl-Mutter.

CHAPES LOURDES INOX40

- Finition: polie.

1) Platine de fixation en tôle inox AISI 304 emboutie.
2) Pivot central inox AISI 303 rivé à la platine.
3) Anneau pare-poudre en matière thermoplastique (résistante à l'eau).
4) Fourche pivotante en tôle inox AISI 304 emboutie.
5) Billes en acier inox AISI 420.
6) Joint étanche en matière thermoplastique.
7) Anneau porte-billes en tôle inox AISI 304 emboutie.
8) Ecrou de sûreté inox.

SOPORTES PESADOS INOX40

- Acabado: pulido

1) Platina de anclaje en chapa inox AISI 304 estampada.
2) Perno central en inox AISI 303 remachado a la platina.
3) Anillo anti polvo en material termoplastico (water resistant).
4) Horquilla giratoria en chapa inox AISI 304 estampada.
5) Bolas en acero inox AISI 420.
6) Junta estanca en material termoplastico.
7) Disco porta-bolas en chapa inox AISI 304 estampada.
8) Tuerca autobloqueante inox.

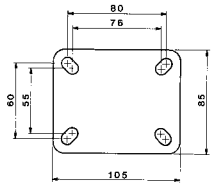

Ø 80/50L-125/50L

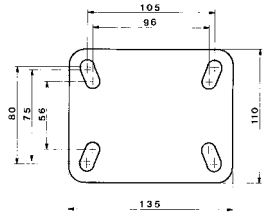

Ø 80/50-160/50

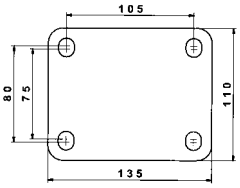

Ø 125/60-250/60

G80

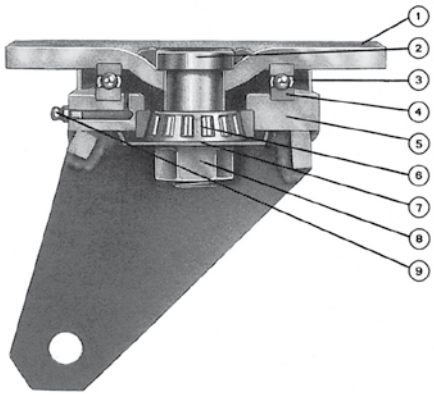

SUPPORTI EXTRA PESANTI PER RUOTE GEMELLATE G80

- Finitura: verniciatura.

1) Piastra d'attacco in acciaio di grosso spessore.
2) Perno centrale.
3) Anello parapolvere.
4) Cuscinetto assiale a sfere*.
5) Corpo girevole in lamiera d'acciaio di grosso spessore saldata.
6) Cuscinetto a rulli conici.
7) Disco parapolvere in lamiera d'acciaio stampata.
8) Dado con bloccaggio.
9) Ingrassatore.

EXTRA HEAVY DUTY CASTORS FOR TWIN WHEELS G80

- Finish: painted.

1) Top plate in heavy gauge pressed steel sheet.
2) Kingpin.
3) Dust protection ring.
4) Axial ball bearing*.
5) Fabricated swivel fork in heavy gauge steel-sheet.
6) Tapered roller bearing.
7) Dust cover disc in pressed steel-sheet.
8) Locked nut.
9) Grease nipple.

EXTRASCHWERLAST GEHÄUSE FÜR ZWILLINGSRÄDER G80

- Finish: lackiert.

1) Einbauplatte aus dickem Stahlblech.
2) Königsbolzen.
3) Staubring.
4) Axial Kugellager*.
5) Lenkgabel aus dicker Stahlschweiß-Konstruktion.
6) Kegelrollenlager.
7) Staubdeckel aus gepresstem Stahlblech.
8) Gesicherte Mutter.
9) Schmiernippel.

CHAPES EXTRA-LOURDES POUR ROUES JUMELÉES G80

- Finition: peinte.

1) Platine de fixation en tôle d'acier de forte épaisseur.
2) Pivot central.
3) Anneau pare-poudre.
4) Roulement axial à billes*.
5) Fourche pivotante en tôle d'acier de forte épaisseur, soudée.
6) Roulement à rouleaux coniques.
7) Disque pare-poudre en tôle d'acier emboutie.
8) Ecrou avec blocage.
9) Graisseur.

SOPORTES EXTRAPESADOS PARA RUEDAS GEMELAS G80

- Acabado: pintado.

1) Platina de anclaje en chapa de grande espesor.
2) Perno central.
3) Anillo anti-polvo.
4) Cojinete axial a bolas*.
5) Horquilla giratoria en chapa de acero de grande espesor, soldada.
6) Cojinete de rodillos conicos.
7) Disco anti-polvo en chapa de acero estampada.
8) Tuerca con bloqueo.
9) Engrasador.

* Ø 400x132+132: Cuscinetto assiale sostituito da cuscinetto a rulli conici - Axial ball bearing replaced by taper roller bearing - Axial Kugellager durch Kegelrollenlager ersetzt - Roulement axial à billes remplacé par un roulement à rouleaux coniques - Cojinete axial reemplazado por cojinete a rodillos cónicos.

	AxB
Ø250/100+100	255x245
Ø300/132+132	255x310
Ø400/132+132	255x340

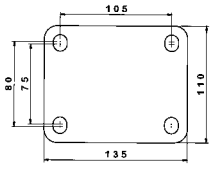

Ø 100/73-100/105

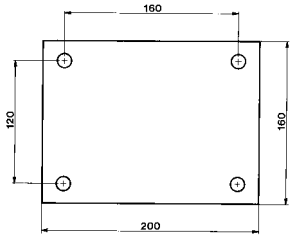

Ø 125-150/105

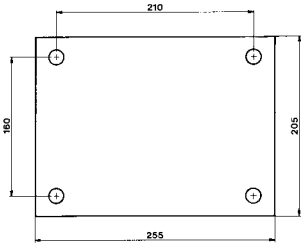

Ø 200-400

E70

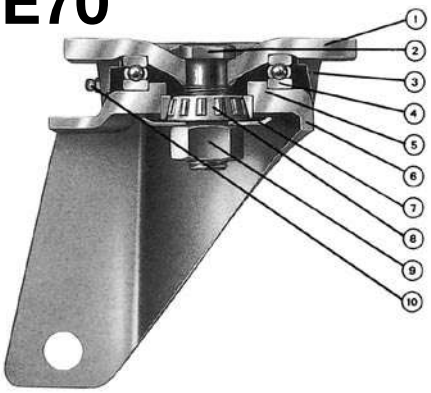

SUPPORTI EXTRA PESANTI E70

- Finitura: verniciatura
1) Piastra d'attacco in acciaio di grosso spessore
2) Perno centrale
3) Anello parapolvere in materiale termoplastico
4) Cuscinetto assiale a sfere
5) Anello porta cuscinetti in acciaio lavorato e saldato al corpo girevole
6) Corpo girevole in lamiera d'acciaio stampata
7) Disco parapolvere in lamiera d'acciaio stampata
8) Cuscinetto a rulli conici
9) Dado con bloccaggio
10) Ingrassatore

EXTRA HEAVY DUTY CASTORS E70

- Finish: painted.
1) Heavy gauge top plate.
2) Kingpin.
3) Thermoplastic dust protection ring.
4) Axial ball bearing.
5) Bearing supporting steel ring, machined and welded to the swivel fork.
6) Swivel fork in pressed steel-sheet.
7) Dust cover disc in pressed steel.
8) Tapered roller bearing.
9) Locked nut.
10) Grease nipple.

EXTRASCHWERLAST GEHÄUSE E70

- Finish: lackiert.
1) Dicke Einbauplatte.
2) Königsbolzen.
3) Staubring aus thermoplastischem Kunststoff.
4) Axial Kugellager.
5) Kugellagerhalterring aus nachgedrehtem und zum Lenkgabel geschweißtem Stahl.
6) Lenkgabel aus gepresstem Stahlblech.
7) Staubdeckel aus gepresstem Stahlblech.
8) Kegelrollenlager.
9) Gesicherte Mutter.
10) Schmiernippel.

CHAPES EXTRA-LOURDES E70

- Finition: peinte
1) Platine de fixation de forte épaisseur.
2) Pivot central.
3) Anneau pare-poudre en matière thermoplastique.
4) Roulement axial à billes.
5) Anneau porte-roulement en acier usiné et soudé à la fourche pivotante.
6) Fourche pivotante en tôle d'acier emboutie.
7) Disque pare-poudre en tôle d'acier emboutie.
8) Roulement à rouleaux coniques.
9) Ecrou avec blocage.
10) Graisseur.

SOPORTES EXTRA PESADOS E70

- Acabado: pintado.
1) Platina de anclaje de acero de grande espesor.
2) Perno central.
3) Anillo anti-polvo en material termoplastico.
4) Cojinete axial a bolas.
5) Anillo porta-cojinete en acero mecanizado y soldado a la horquilla giratoria.
6) Horquilla giratoria en chapa de acero estampada.
7) Disco anti-polvo en chapa de acero estampada.
8) Cojinete de rodillos conicos.
9) Tuerca con bloqueo.
10) Engrasador.

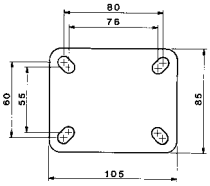

Ø 100/40

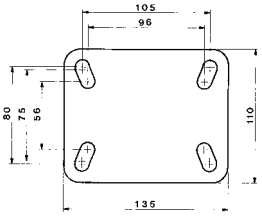

Ø 100/50-150/50

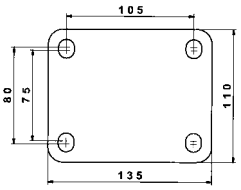

Ø 82/73-82/105
Ø 150/60-200/60

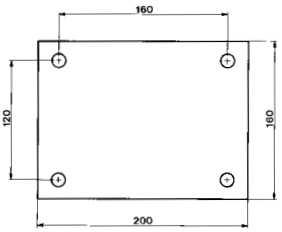

Ø 250/76-300/76

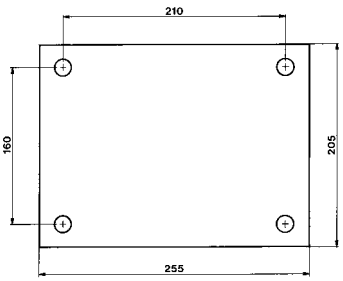

Ø 300-400/153

P60

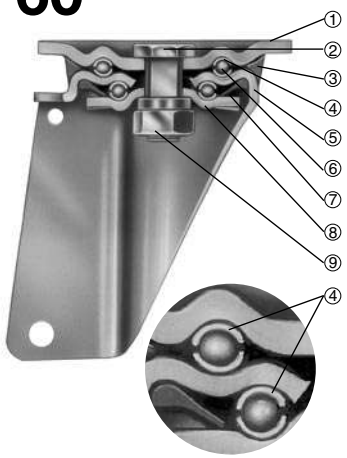

SUPPORTI PESANTI P60

- Finitura: zincatura elettrolitica bianca
1) Piastra d'attacco in lamiera d'acciaio stampata
2) Perno centrale ribadito alla piastra
3) Anello parapolvere in materiale termoplastico (water resistant)
4) Ralle contenimento sfere in acciaio temperato
5) Corpo girevole in lamiera d'acciaio stampata
6) Sfere d'acciaio temperato
7) Guarnizione di tenuta in materiale termoplastico (water proof)
8) Anello tenuta sfere in lamiera d'acciaio stampata
9) Dado autobloccante

HEAVY DUTY CASTORS P60

- Finish: electro-zinc plated, white.
1) Top plate in pressed steel-sheet.
2) Kingpin riveted to the top-plate.
3) Thermoplastic dust protection ring (water resistant).
4) Hardened steel ball races.
5) Swivel fork in pressed steel sheet.
6) Hardened steel balls.
7) Thermoplastic dust seal (water proof).
8) Balls retaining ring in pressed steel-sheet.
9) Self-locking nut.

SCHWERLAST GEHÄUSE P60

- Finish: elektro-verzinkt, weiß
1) Einbauplatte aus gepresstem Stahlblech
2) Auf der Platte eingenieteter Königsbolzen
3) Wasserabweisender Staubring aus thermo plastischem Kunststoff
4) Kugelbahnen aus gehärtetem Stahlblech
5) Lenkgabel aus gepresstem Stahlblech
6) Gehärtete Stahlkugeln
7) Wasser- und Staubabdichtungsring aus thermoplastischem Kunststoff
8) Kugelhalterring aus gepresstem Stahlblech
9) Selbstsichernde Mutter

CHAPES LOURDES P60

- Finition: électrozingué, blanc
1) Platine de fixation en tôle d'acier emboutie
2) Pivot central rivé à la platine
3) Anneau pare-poudre en matière thermoplastique (résistant à l'eau)
4) Cuvettes porte-billes en acier trempé
5) Fourche pivotante en tôle d'acier emboutie
6) Billes en acier trempé
7) Joint étanche en matière thermoplastique
8) Anneau porte billes en tôle d'acier emboutie
9) Ecrou de sûreté

SOPORTES PESADOS P60

- Acabado: eléctro-cincado, blanco.
1) Platina de anclaje en chapa de acero estampada.
2) Perno central remachado a la platina.
3) Anillo anti-polvo en material termoplastico (water-resistant).
4) Pistas de rodadura en acero templado.
5) Horquilla giratoria en chapa de acero estampada.
6) Bolas en acero templado.
7) Junta estanca en material termoplastico.
8) Disco porta bolas en chapa de acero estampada.
9) Tuerca autobloqueante.

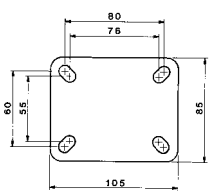

Ø 80-100/50L

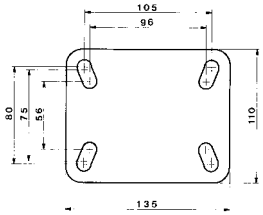

Ø 80-100/50-160/50

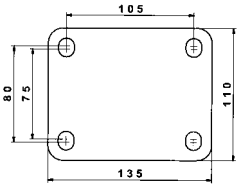

Ø 125/60-250/60

M40

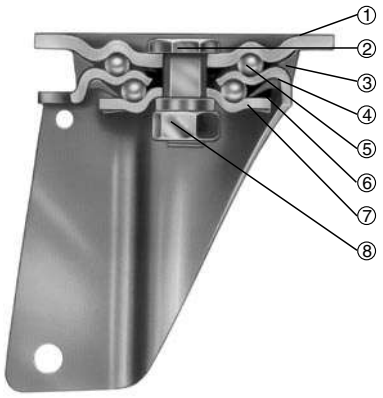

SUPPORTI MEDIO-PESANTI M40

- Finitura: zincatura elettrolitica bianca
1) Piastra d'attacco in lamiera d'acciaio stampata
2) Perno centrale ribadito alla piastra
3) Anello parapolvere in materiale termoplastico (water resistant)
4) Corpo girevole in lamiera d'acciaio stampata
5) Sfere d'acciaio temperato
6) Guarnizione di tenuta in materiale termoplastico (water proof)
7) Anello tenuta sfere in lamiera d'acciaio stampata
8) Dado autobloccante

MEDIUM-HEAVY DUTY CASTORS M40

- Finish: electro-zinc plated, white.
1) Top plate in pressed steel-sheet.
2) Kingpin riveted to the top-plate.
3) Thermoplastic dust protection ring (water resistant).
4) Swivel fork in pressed steel-sheet.
5) Hardened steel balls.
6) Thermoplastic dust seal (water proof).
7) Balls retaining ring in pressed steel-sheet.
8) Self-locking nut.

MITTEL-SCHWER LAST GEHÄUSE M40

- Finish: elektro-verzinkt, weiß.
1) Einbauplatte aus gepresstem Stahlblech.
2) Auf der Platte eingenieteter Königsbolzen.
3) Wasserabweisender Staubring aus thermoplastischem Kunststoff.
4) Lenkgabel aus gepresstem Stahlblech.
5) Gehärtete Stahlkugeln.
6) Wasser- und Staubabdichtungsring aus thermoplastischem Kunststoff.
7) Kugelkranzhalter aus gepresstem Stahlblech.
8) Selbstsichernde Mutter.

CHAPES MI-LOURDES M40

- Finition: électrozingué, blanc.
1) Platine de fixation en tôle d'acier emboutie.
2) Pivot central rivé à la platine.
3) Anneau pare-poudre en matière thermoplastique (résistant à l'eau).
4) Fourche pivotante en tôle d'acier emboutie.
5) Billes en acier trempé.
6) Joint étanche en matière thermoplastique.
7) Anneau porte-billes en tôle d'acier emboutie.
8) Ecrou de sûreté.

SOPORTES MEDIO-PESADOS M40

- Acabado: eléctro-cincado, blanco.
1) Platina de anclaje en chapa de acero estampada.
2) Perno central remachado a la platina.
3) Anillo anti-polvo en material termoplastico (water-resistant).
4) Horquilla giratoria en chapa de acero estampada.
5) Bolas en acero templado.
6) Junta estanca en material termoplastico.
7) Disco porta bolas en chapa de acero estampada.
8) Tuerca autobloqueante.

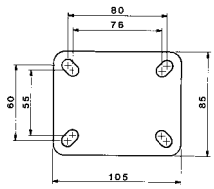

Ø 80-100/50L-125/50L

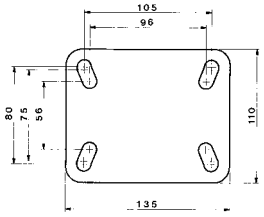

Ø 80-100/50-160/50

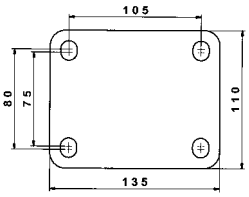

Ø 125/60-250/60

M34

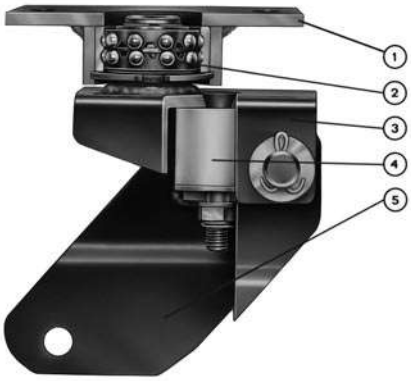

SUPPORTI MEDI MOLLEGGIATI M34

- Finitura: verniciatura in cataforesi nera
1) Piastra d'attacco in lamiera d'acciaio con sede cuscinetto
2) Cuscinetto obliquo a due corone di sfere
3) Corpo girevole in lamiera d'acciaio
4) Molla in poliuretano
5) Bilanciere oscillante su boccole di bronzo

MEDIUM DUTY SPRING CASTORS M34

- Finish: electro-painted, black
1) Steel-sheet top plate with bearing seat.
2) Oblique bearing with double row of balls.
3) Swivel fork in steel-sheet.
4) Polyurethane buffer spring.
5) Equaliser swinging on bronze bushes

MITTELLAST GEFEDERTE GEHÄUSE M34

- Finish: Epoxy elektrolackiert, schwarz.
1) Einbauplatte aus Stahlblech mit Lagersitz.
2) Schräges Kugellager mit doppeltem Kugelkranz.
3) Lenkgabel aus gepresstem Stahlblech.
4) Polyurethan-Feder.
5) Schwinghebel auf Bronzebuchsen.

CHAPES MOYENNES COMPENSEES M34

- Finition: peinte en cataphorèse noir.
1) Platine de fixation en tôle d'acier avec cage à roulement.
2) Roulement oblique avec double couronne des billes.
3) Fourche pivotante en tôle d'acier emboutie et soudée.
4) Ressort en polyurethane.
5) Balancier oscillant sur bagues en bronze.

SOPORTES MEDIOS CON AMORTIGUADORES M34

- Acabado: pintado en cataforesis negra.
1) Platina de anclaje en chapa de acero con alojamento cojinete.
2) Cojinete oblicuo con dos coronas de bolas.
3) Horquilla giratoria en chapa de acero.
4) Resorte en poliuretano.
5) Balancin oscilante encima de casquillos en bronce.

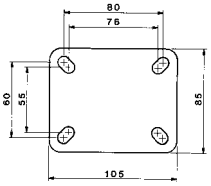

Ø 100-125

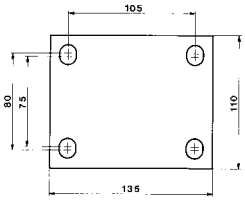

Ø 100-200

M22

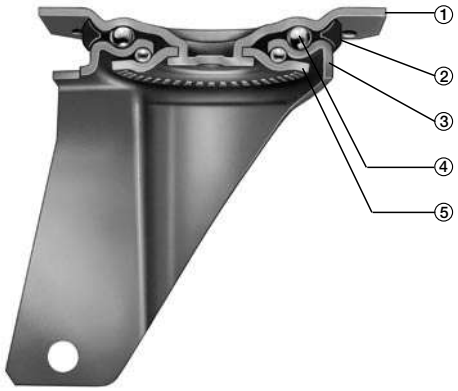

SUPPORTI MEDI M22 A PIASTRA

- Finitura: zincatura elettrolitica bianca
1) Piastra d'attacco con perno preformato in lamiera d'acciaio stampata
2) Anello parapolvere in materiale termoplastico (termoplastico cristallino nei supporti per alte temperature, max. 270°C)
3) Corpo girevole in lamiera d'acciaio stampata
4) Sfere d'acciaio temperato
5) Anello tenuta sfere in lamiera d'acciaio stampata

MEDIUM DUTY TOP-PLATE CASTORS M22

- Finish: electro-zinc plated, white.
1) Top plate with forged central pin in pressed steel-sheet.
2) Thermoplastic dust protection ring (crystalline thermoplastic for high temperature castors, max. 270°C).
3) Swivel fork in pressed steel-sheet.
4) Hardened steel balls.
5) Balls retaining ring in pressed steel-sheet.

MITTELLAST GEHÄUSE M22 MIT EINBAUPLATTE

- Finish: elektro-verzinkt, weiß
1) Einbauplatte aus gepresstem Stahlblech mit vorgeformtem Zapfen.
2) Staubring aus thermoplastischem Kunststoff (kristallin- thermoplastischer Kunststoff für hohe Temperaturen, max. 270°C).
3) Lenkgabel aus gepresstem Stahlblech.
4) Gehärtete Stahlkugeln.
5) Kugelhalterring aus gepresstem Stahlblech.

CHAPES MOYENNES M22 A PLATINE

- Finition: électrozingué, blanc.
1) Platine de fixation avec pivot central préformé en tôle d'acier emboutie.
2) Anneau pare-poudre en matière thermoplastique (thermoplastique cristalline dans les chapes pour hautes températures, max. 270 °C).
3) Fourche pivotante en tôle d'acier emboutie.
4) Billes en acier trempé.
5) Anneau porte-billes en tôle d'acier emboutie.

SOPORTES MEDIOS M22 A PLATINA

- Acabado: eléctro-cincado, blanco.
1) Platina de anclaje con perno central preformado en chapa de acero estampada.
2) Anillo anti-polvo en material termoplastico (termoplastico cristalino en los soportes para altas temperaturas, max. 270°C).
3) Horquilla giratoria en chapa de acero estampada.
4) Bolas en acero templado.
5) Disco porta bolas en chapa de acero estampada.

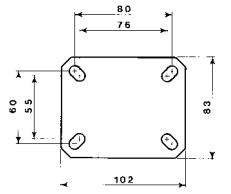

Ø 80/40-125/40

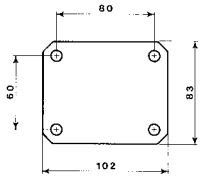

Ø 100/50L-150/50L

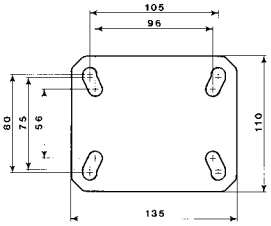

Ø 125/50-160/50

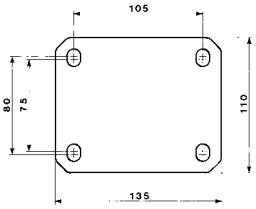

Ø 160/60-200/60

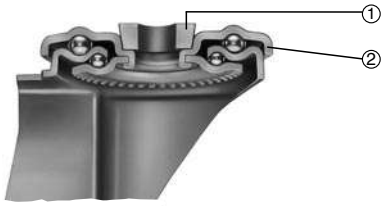

SUPPORTI MEDI M22 A FORO PASSANTE

1) Boccola di riduzione del foro passante.
2) Piastra porta sfere in lamiera d'acciaio stampata.

MEDIUM DUTY BOLT HOLE M22 CASTORS

1) Bolt hole reduction bush.
2) Pressed steel balls retaining plate.

MITTELLAST GEHÄUSE M22 MIT RÜCKENLOCH

1) Reduktionshülse zum Rückenloch.
2) Kugelkranzhalter aus gepresstem Stahlblech.

CHAPES MOYENNES M22 A TROU CENTRAL

1) Bague de réduction du trou central.
2) Disque porte-billes en tôle d'acier estampée.

SOPORTES MEDIOS M22 CON TALADRO LISO PASADOR

1) Casquillo de reducción por el taladro.
2) Platina porta-bolas en chapa de acero estampada.

		STANDARD	HT
80 100 125	40	**FB**=10-12	**GB**=10-12
100 125 150 160	50	**FD**=12-14	**GD**=12-14
160 180 200	60	**FE**=12 **FG**=16-18	**GE**=12 **GG**=16-18

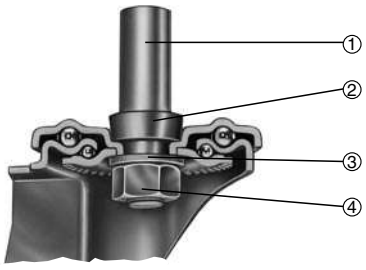

SUPPORTI MEDI M22 A PERNO LISCIO

1) Perno liscio zincato. 2) Boccola di riduzione del foro.
3) Rondella zincata. 4) Dado autobloccante zincato.

SOLID STEM MEDIUM DUTY M22 CASTORS

1) Solid stem, zincplated. 2) Bolt hole reduction bush.
3) Zincplated washer. 4) Zincplated self locking nut.

MITTELLAST GEHÄUSE M22 MIT ZAPFEN

1) Zapfen, verzinkt. 2) Reduktionshülse zum Rückenloch.
3) Scheibe, verzinkt. 4) Selbstsichernde Mutter, verzinkt.

CHAPES MOYENNES M22 A TIGE

1) Tige zinguée. 2) Bague de reduction du trou central.
3) Rondelle zinguée. 4) Ecrou de sûreté, zinguée.

SOPORTES MEDIOS M22 CON PERNO LISO

1) Perno liso cincado. 2) Casquillo de reducciòn por el taladro.
3) Arandela cincada. 4) Tuerca autobloqueante cincada.

		STANDARD	HT
80 100 125	40	**DA**=20x50 **DB**=22x50	**EA**=20x50 **EB**=22x50
100 125 150 160	50	**DC**=20x50 **DD**=22x50 **DE**=27x60	**EC**=20x50 **ED**=22x50 **EE**=27x60
160 180 200	60	**DF**=27x60	**EF**=27x60

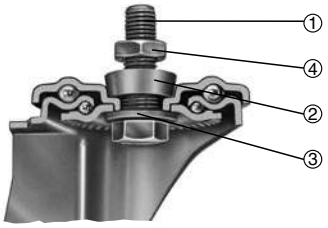

SUPPORTI MEDI M22 A PERNO FILETTATO

1) Perno filettato zincato. 2) Boccola di riduzione del foro.
3) Rondella zincata. 4) Dado zincato.

THREADED STEM MEDIUM DUTY M22 CASTORS

1) Threaded stem, zincplated. 2) Bolt hole reduction bush.
3) Zincplated washer. 4) Zincplated nut.

MITTELLAST GEHÄUSE M22 MIT GEWINDESTIFT

1) Gewinde, verzinkt. 2) Reduktionshülse zum Rückenloch.
3) Scheibe, verzinkt. 4) Mutter, verzinkt.

CHAPES MOYENNES M22 A TIGE FILETÉE

1) Tige filetée, zinguée. 2) Bague de reduction du trou central.
3) Rondelle zinguée. 4) Ecrou zingué.

SOPORTES MEDIOS M22 CON ESPIGA ROSCADA

1) Espiga roscada cincada. 2) Casquillo de reducción por el taladro. 3) Arandela cincada. 4) Tuerca cincada.

		STANDARD	HT
80 100 125	40	**VA**=M10x25 **VB**=M12x25	**ZA**=M10x25 **ZB**=M12x25
100 125 150 160	50	**VC**=M12x30 **VD**=M14x30	**ZC**=M12x30 **ZD**=M14x30
160 180 200	60	**VE**=M12x30 **VF**=M16x30	**ZE**=M12x30 **ZF**=M16x30

ORGANI DI ROTOLAMENTO - BEARINGS - LAGERUNG - ORGANS DE ROULEMENT - ORGANOS DE RODAMIENTO

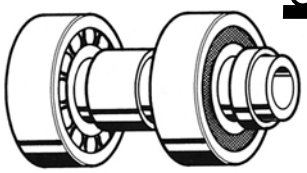

Cuscinetti a sfere schermati da un lato e bussola di riduzione in tubo di acciaio trafilato con distanziali in acciaio zincato: per usi continui ai massimi carichi.
Shielded precision ball bearings, with reduction bush of drawn steel tube and spacers of zincplated steel: for continuous applications at highest loads.
Präzisions-Rillenkugellager, **einseitig abgeschirmt**, mit Reduktionshülse aus gezogenem Stahl und Distanzröhren aus verzinktem Stahl: für Dauerbetrieb unter Höchstbelastung.
Roulements à billes protégés sur un côté, entretoise de réduction en tube d'acier trafilé, et bague entre-roulements en acier zingué: pour usage continu aux charges plus elevées.
Cojinetes a bolas de precision protegidos por el lado exterior, casquillo de reducción en tubo de acero trefilado y separadores internos y externos en acero cincado: para usos continuos a las máximas cargas.

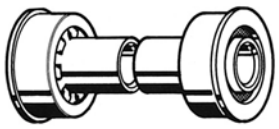

Cuscinetti a sfere schermati di costruzione speciale per le ruote BETA: per usi con frequente movimentazione ai massimi carichi consentiti delle ruote.
Shielded ball bearings of special design for wheels series BETA: for frequent usage at maximum wheel loading.
Abgeschirmte Rillenkugellager im Sonderkonstruktion für BETA Räder: für häufigen Lauf unter höchstmöglicher Belastung der Räder.
Roulements à billes de construction speciale pour les roues BETA: pour usage fréquent aux charges plus elevées admis par les roues.
Cojinetes a bolas de construcción especial para las ruedas BETA: para usos frecuentes a las máximas cargas permitidas para esta rueda.

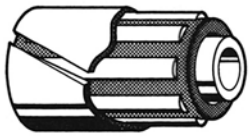

Cuscinetto a rullini temperati e rettificati, con pista di rotolamento in acciaio temperato e bussola in tubo di acciaio temperato: per usi continui ai massimi carichi.
Hardened and rectified roller bearing, with hardened steel sleeve and bush of hardened steel tube: for continuous applications at highest loads.
Rollenkorblager, gehärtet und geschliffen, mit gehärteter Laufbuchse und gehärteter Reduktionshülse: für Dauerbetrieb unter Höchstbelastung.
Roulement à rouleaux trempés et rectifiés, avec piste de roulement en acier trempé et entretoise en tube d'acier trempé: pour usage continu aux charges plus elevées.
Cojinete a rodillos templados y rectificados con pista de rodadura en acero templado y casquillo de reducción en tubo de acero templado: para usos continuos a las máximas cargas.

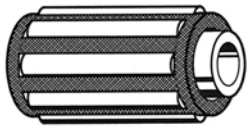

Cuscinetto a rullini standard e bussola in tubo di acciaio: per impiego in ambienti normali.
Standard roller bearing and steel bush: for applications in normal environments.
Rollenkorblager, standard, und Reduktionshülse aus Stahlrohr: für Betrieb unter normalen Bedingungen.
Roulement à rouleaux standard et entretoise en tube acier: pour usage dans un milieu normal.
Cojinete a rodillos standard y casquillo de reducción en tubo de acero: para usos en ambientes normales.

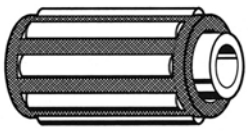

Cuscinetto a rullini Inox AISI 304 e bussola in acciaio inox AISI 304: per impiego in presenza di sostanze corrosive.
Stainless steel roller bearing AISI 304 and stainless steel bush AISI 304: for applications in corrosive environments.
Rollenkorblager, rostfrei, aus Edelstahl AISI 304 mit Reduktionshülse aus Edelstahl AISI 304: für Betrieb bei Korrosionsmitteln.
Roulement à rouleaux Inox AISI 304 et entretoise en acier inox AISI 304: pour usage en presence de substances corrosives.
Cojinete a rodillos Inox AISI 304 y casquillo de reducción en acero inox AISI 304: para usos en ambientes corrosivos.

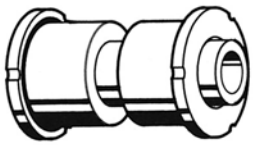

Boccole in poliammide 6 autolubrificante e bussola di riduzione in tubo di acciaio o acciaio inox AISI 304: per usi intermittenti.
Self-lubricating polyamide 6 bushes and steel or stainless steel AISI 304 reduction bush: for intermittent use.
Buchsen aus Polyamid 6, selbstschmierend, und Reduktionhülse aus Stahl oder Edelstahl AISI 304: für zeitbegrenzten Betrieb.
Bagues en Polyamide 6 autolubrifiante et entretoise en acier ou acier inox AISI 304: pour usage intermittent.
Buje en poliamida 6 autolubricante y casquillo de reducción en tubo de acero o acero inox AISI 304: para usos intermitentes.

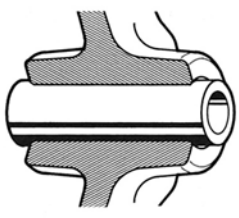

Foro passante e bussola di riduzione in tubo di acciaio o acciaio inox AISI 304: per usi intermittenti.
Plain bore and reduction bush obtained from a steel tube or inox AISI 304: for intermittent use.
Gleitlager und Reduktionshülse aus Stahl oder aus Edelstahl AISI 304: für zeitbegrenzten Betrieb.
Alésage lisse et entretoise de réduction en tube acier ou acier inox AISI 304: pour usage intermittent.
Agujero liso y casquillo de reducción en tubo de acero o acero inox AISI 304: para usos intermitentes.

Serie

D
DELTA



NUCLEO IN MATERIALE TERMOPLASTICO + ANELLO IN GOMMA NERA

- Anello in gomma nera, durezza 85±5 Shore A.
- Nucleo in materiale termoplastico nero ad alta resistenza.
- Temperatura di impiego: -20°C / +60°C.
- Mozzo con: cuscinetto a rullini standard; boccole in nylon (poliammide 6).

THERMOPLASTIC CORE + BLACK RUBBER RING

- Solid black rubber ring, hardness 85±5 Shore A.
- Core in high quality black thermoplastic material.
- Temperature range: -20°C / +60°C (-4°F / +140°F).
- Hub with: standard roller bearing; nylon (polyamide 6) friction bearing.

CORPS EN MATIÈRE THERMOPLASTIQUE + ANNEAU EN CAOUTCHOUC NOIR

- Anneau en caoutchouc noir, dureté 85±5 Shore A.
- Corps en matière thermoplastique noir à haute résistance.
- Température d'emploi: -20°C / + 60°C (-4°F / +140°F).
- Moyeu avec: roulement á rouleaux standard; bagues en nylon (polyamide 6).

KUNSTSTOFFFELGE + SCHWARZER VOLLGUMMIRING

- Schwarzer Vollgummiring, Härte 85±5 Shore A.
- Radkern aus hochwertigem schwarzem Kunststoff.
- Arbeitstemperatur: -20°C / +60°C.
- Lagerung: Standard Rollenkorblager; Nylon (Polyamid6)-Lagerbuchse.

NUCLEO EN MATERIAL TERMOPLÁSTICO + ARO DE GOMA NEGRA

- Aro de goma negra, dureza 85±5 Shore A.
- Núcleo en material termoplástico negro de alta resistencia.
- Temperatura de empleo : -20°C / + 60°C (-4°F / +140°F).
- Cubo con: cojinete a rodillos; buje en nylon (poliamida 6).

	D	**80**	**100**	**125**	**125**	**150**	**160**	**160**	**180**	**200**	**250**	**250**
	E	25	30	37,5	37,5	40	40	45	45	50	60	60

CUSCINETTO A RULLINI - ROLLER BEARING - ROLLENKORBLAGER - ROULEMENT Á ROULEAUX - COJINETE A RODILLOS

Art.	**N.**	**13054**	**13058**	**13062**	**13064**	**13072**	**13076**	**13078**	**13082**	**13086**	**13093**	**13094**
	d	12	12	12	15	15	15	20	20	20	20	25
	L	40	40	40	50	50	50	60	60	60	74	74
	Kg.	50	75	90	100	125	135	135	170	205	285	285

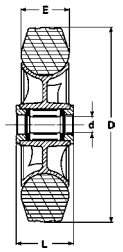

BOCCOLA DI NYLON - NYLON FRICTION BEARING - NYLON BUCHSE - PALIER EN NYLON - BUJE DE NYLÓN

Art.	**N.**	**13104**	**13108**	**13112**	**13114**	**13122**	**13126**	**13128**	**13132**	**13136**	**13143**	**13144**
	d	12	12	12	15	15	15	20	20	20	20	25
	L	40	40	40	50	50	50	60	60	60	74	74
	Kg.	50	75	90	100	125	135	135	170	205	285	285

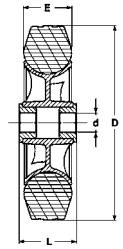

LAG

DELTA + M22

MEDI - MEDIUM - MITTELLAST - MOYENNES - MEDIOS





pag. 8

Art. N.+"FR"







	D	**80**	**100**	**125**	**125**	**125**	**150**	**150**	**160**	**160**	**180**	**200**
	E	25	30	37,5	37,5	37,5	40	40	40	45	45	50

SUPPORTI GIREVOLI - SWIVEL CASTORS - LENKROLLEN - ROULETTES PIVOTANTES - CONJUNTOS GIRATORIOS

Art. N.	**13854**	**13858**	**13862**	**13863**	**13864**	**13871**	**13872**	**13876**	**13878**	**13882**	**13886**
d	12	12	12	15	15	15	15	15	20	20	20
Art. N.	**13904**	**13908**	**13912**	**13913**	**13914**	**13921**	**13922**	**13926**	**13928**	**13932**	**13936**
d	12	12	12	15	15	15	15	15	20	20	20

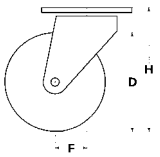

SUPPORTI FISSI - FIXED CASTORS - BOCKROLLEN - ROULETTES FIXES - CONJUNTOS FIJOS

Art. N.	**14054**	**14058**	**14062**	**14063**	**14064**	**14071**	**14072**	**14076**	**14078**	**14082**	**14086**
d	12	12	12	15	15	15	15	15	20	20	20
Art. N.	**14104**	**14108**	**14112**	**14113**	**14114**	**14121**	**14122**	**14126**	**14128**	**14132**	**14136**
d	12	12	12	15	15	15	15	15	20	20	20

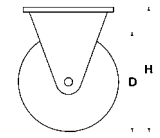

SUPPORTI GIREVOLI A FORO - SWIVEL BOLT HOLE CASTORS - RÜCKENLOCH LENKROLLEN
ROULETTES PIVOTANTES A OEIL - CONJUNTOS GIRATORIOS CON TALADRO PASADOR

Art. N. **Art. N.**	**14254FB** –	**14258FB** –	**14262FB** –	**–** –	**14264FD** –	**–** –	**14272FD** –	**14276FD** –	**14278FE** **14278FG**	**14282FE** **14282FG**	**14286FE** **14286FG**
d	12	12	12	–	15	–	15	15	20	20	20
Art. N. **Art. N.**	**14304FB** –	**14308FB** –	**14312FB** –	**–** –	**14314FD** –	**–** –	**14322FD** –	**14326FD** –	**14328FE** **14328FG**	**14332FE** **14332FG**	**14336FE** **14336FG**
d	12	12	12	–	15	–	15	15	20	20	20

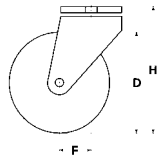

DATI TECNICI - TECHNICAL DATA - TECHNISCHE DATEN - DONNÉES TECHNIQUES - DATOS TECNICOS

H	106	128	154	160	160	181	181	191	196	218	240
AxB	102x83	102x83	102x83	102x83	135x110	102x83	135x110	135x110	135x110	135x110	135x110
axb	80x60	80x60	80x60	80x60	105x80	80x60	105x80	105x80	105x80	105x80	105x80
g	8	8	8	8	10	8	10	10	10	10	10
g		**FB**=10-12				**FD**=12-14				**FE**=12 / **FG**=16-18	
F	33	37	40	49	49	51	51	51	56	57	59
U	40	40	40	50	50	50	50	50	60	60	60
	FR	FR	FR	FR	FR	FR	FR	FR	FR	FR	FR
Kg.	50	75	90	100	100	125	125	135	135	170	205

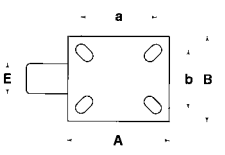

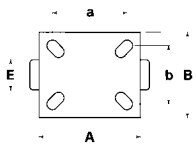

Attacco a perno filettato o liscio a richiesta - Threaded or solid stem on request - Gewindestift oder Zapfen auf Anfrage - Tige filetée ou lisse sur demande - Espiga roscada o lisa sobre demanda.

Serie

DG

DELTA-G



NUCLEO IN MATERIALE TERMOPLASTICO + ANELLO IN GOMMA GRIGIA ELASTICA

- Anello in gomma grigia elastica antitraccia durezza 75±5 Shore A.
- Nucleo in materiale termoplastico nero ad alta resistenza.
- Elevata scorrevolezza e resistenza all'abrasione.
- Temperatura di impiego: -20°C / +60°C.
- Mozzo con: cuscinetto a rullini standard o inox; boccole in nylon (poliammide 6).

THERMOPLASTIC CORE + ELASTIC GREY RUBBER RING

- Non marking elastic grey rubber ring, hardness 75±5 Shore A.
- Core in high quality black thermoplastic material.
- Excellent smooth running; high abrasion resistance.
- Temperature range: -20°C / +60°C (-4°F / +140°F).
- Hub with: standard or stainless steel roller bearing; nylon (polyamide 6) friction bearing.

CORPS EN MATIÈRE THERMOPLASTIQUE + ANNEAU EN CAOUTCHOUC GRIS ÉLASTIQUE

- Anneau en caoutchouc gris élastique, non tachant, dureté 75±5 Shore A.
- Corps en matière thermoplastique noir à haute résistance.
- Elevé coefficient de roulement et résistance à l'abrasion
- Température d'emploi: -20°C / + 60°C (-4°F / +140°F).
- Moyeu avec: roulement á rouleaux standard ou inox; bagues en nylon (polyamide 6).

KUNSTSTOFFFELGE + GRAUER ELASTIK-VOLLGUMMIRING

- Spurfreier grauer Elastik-Vollgummiring, Härte 75±5 Shore A.
- Radkern aus hochwertigem schwarzem Kunststoff
- Geringer Rollwiderstand, abriebfest.
- Arbeitstemperatur: -20°C / +60°C.
- Lagerung: Standard oder rostfreies Rollenkorblager; Nylon (Polyamid6)-Lagerbuchse.

NUCLEO EN MATERIAL TERMOPLÁSTICO + ARO DE GOMA GRIS ELÁSTICA

- Aro de goma gris elástica, anti-marca, dureza 75±5 Shore A.
- Núcleo en material termoplástico negro de alta resistencia.
- Elevada facilidad de rodadura y resistencia a la abrasion.
- Temperatura de empleo : -20°C / + 60°C (-4°F / +140°F)
- Cubo con: cojinete a rodillos standard o inox; buje en nylon (poliamida 6).

D	80	100	125	150	160	200	250	250	
E	25	30	37,5	40	40	50	60	60	

CUSCINETTO A RULLINI STANDARD O INOX - STANDARD OR STAINLESS STEEL ROLLER BEARING - STANDARD ODER ROSTFREIES ROLLENKORBLAGER - ROULEMENT Á ROULEAUX STANDARD OU INOX - COJINETE A RODILLOS STANDARD O INOX

Art. N.									
	13054G	13058G	13062G	13072G	13076G	13086G	13093G	13094G	STANDARD
Art. N.	13154G	13158G	13162G	13172G	13176G	13186G	–	13194G	INOX
d	12	12	12	15	15	20	20	25	
L	40	40	40	50	50	60	74	74	
Kg.	55	85	110	150	160	230	320	320	

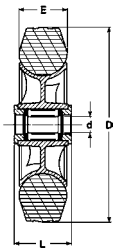

BOCCOLA DI NYLON - NYLON FRICTION BEARING - NYLON BUCHSE - PALIER EN NYLON - BUJE DE NYLÓN

Art. N.								
	13104G	13108G	13112G	13122G	13126G	13136G	13143G	13144G
d	12	12	12	15	15	20	20	25
L	40	40	40	50	50	60	74	74
Kg.	55	85	110	150	160	230	320	320

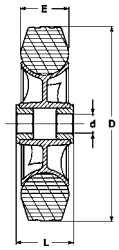

LAG

DELTA-G + INOX20

INOX - STAINLESS - ROSTFREI - INOX - INOX





pag. 4

Art. N.+"FR"







	D	**80**	**100**	**125**	**150**	**150**	**200**
	E	25	30	37,5	40	40	50

SUPPORTI GIREVOLI - SWIVEL CASTORS - LENKROLLEN - ROULETTES PIVOTANTES - CONJUNTOS GIRATORIOS

Art. N.	**15254G**	**15258G**	**15262G**	**15271G**	**15272G**	**15286G**
d	12	12	12	15	15	20
Art. N.	**15304G**	**15308G**	**15312G**	**15321G**	**15322G**	**15336G**
d	12	12	12	15	15	20

INOX

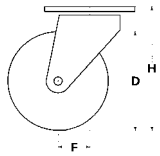

SUPPORTI FISSI - FIXED CASTORS - BOCKROLLEN - ROULETTES FIXES - CONJUNTOS FIJOS

Art. N.	**15454G**	**15458G**	**15462G**	**15471G**	**15472G**	**15486G**
d	12	12	12	15	15	20
Art. N.	**15504G**	**15508G**	**15512G**	**15521G**	**15522G**	**15536G**
d	12	12	12	15	15	20

INOX

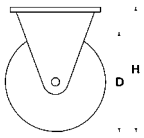

SUPPORTI GIREVOLI A FORO - SWIVEL BOLT HOLE CASTORS - RÜCKENLOCH LENKROLLEN
ROULETTES PIVOTANTES A OEIL - CONJUNTOS GIRATORIOS CON TALADRO PASADOR

Art. N. **Art. N.**	**15654GHB** –	**15658GHB** –	**15662GHB** –	– –	**15672GHD** –	**15686GHE** **15686GHF**
d	12	12	12	–	15	20
Art. N. **Art. N.**	**15704GHB** –	**15708GHB** –	**15712GHB** –	– –	**15722GHD** –	**15736GHE** **15736GHF**
d	12	12	12	–	15	20

INOX

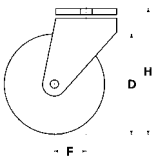

DATI TECNICI - TECHNICAL DATA - TECHNISCHE DATEN - DONNÉES TECHNIQUES - DATOS TECNICOS

H	106	128	154	181	181	240
AxB	102x83	102x83	102x83	102x83	135x110	135x110
axb	80x60	80x60	80x60	80x60	105x80	105x80
g	8	8	8	8	10	10
g		**HB**=10-12			**HD**=12-14	**HE**=12 / **HF**=16
F	33	37	40	51	51	59
U	40	40	40	50	50	60
	FR	FR	FR	FR	FR	FR
Kg.	55	85	110	150	150	230

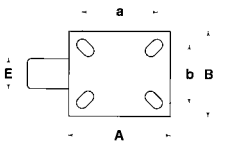

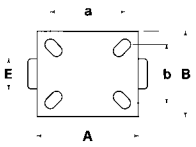

Attacco a perno filettato a richiesta - Threaded stem on request - Gewindestift auf Anfrage - Tige filetée sur demande - Espiga roscada sobre demanda.

Serie

DG

LAG

DELTA-G + M22

MEDI - MEDIUM - MITTELLAST - MOYENNES - MEDIOS





pag. 8

Art. N.+"FR"







	D	**80**	**100**	**125**	**125**	**150**	**150**	**160**	**200**
	E	25	30	37,5	37,5	40	40	40	50

SUPPORTI GIREVOLI - SWIVEL CASTORS - LENKROLLEN - ROULETTES PIVOTANTES - CONJUNTOS GIRATORIOS

Art. N.	**13854G**	**13858G**	**13862G**	**13864G**	**13871G**	**13872G**	**13876G**	**13886G**
d	12	12	12	12	15	15	15	20
Art. N.	**13904G**	**13908G**	**13912G**	**13914G**	**13921G**	**13922G**	**13926G**	**13936G**
d	12	12	12	12	15	15	15	20

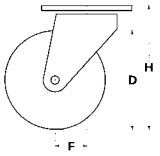

SUPPORTI FISSI - FIXED CASTORS - BOCKROLLEN - ROULETTES FIXES - CONJUNTOS FIJOS

Art. N.	**14054G**	**14058G**	**14062G**	**14064G**	**14071G**	**14072G**	**14076G**	**14086G**
d	12	12	12	12	15	15	15	20
Art. N.	**14104G**	**14108G**	**14112G**	**14114G**	**14121G**	**14122G**	**14126G**	**14136G**
d	12	12	12	12	15	15	15	20

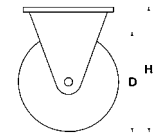

SUPPORTI GIREVOLI A FORO - SWIVEL BOLT HOLE CASTORS - RÜCKENLOCH LENKROLLEN
ROULETTES PIVOTANTES A OEIL - CONJUNTOS GIRATORIOS CON TALADRO PASADOR

Art. N. **Art. N.**	**14254GFB** –	**14258GFB** –	**14262GFB** –	**14264GFD** –	**–** –	**14272GFD** –	**14276GFD** –	**14286GFE** **14286GFG**
d	12	12	12	12	–	15	15	20
Art. N. **Art. N.**	**14304GFB** –	**14308GFB** –	**14312GFB** –	**14314GFD** –	**–** –	**14322GFD** –	**14326GFD** –	**14336GFE** **14336GFG**
d	12	12	12	12	–	15	15	20

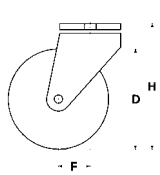

DATI TECNICI - TECHNICAL DATA - TECHNISCHE DATEN - DONNÉES TECHNIQUES - DATOS TECNICOS

H	106	128	154	160	181	181	191	240
AxB	102x83	102x83	102x83	135x110	102x83	135x110	135x110	135x110
axb	80x60	80x60	80x60	105x80	80x60	105x80	105x80	105x80
g	8	8	8	10	8	10	10	10
g		**FB**=10-12				**FD**=12-14		**FE**=12 / **FG**=16-18
F	33	37	40	49	51	51	51	59
U	40	40	40	50	50	50	50	60
	FR	FR	FR	FR	FR	FR	FR	FR
Kg.	55	85	110	110	150	150	160	230

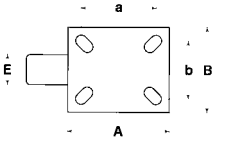

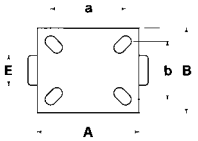

Attacco a perno filettato o liscio a richiesta - Threaded or solid stem on request - Gewindestift oder Zapfen auf Anfrage - Tige filetée ou lisse sur demande - Espiga roscada o lisa sobre demanda.

LAG

ROTELLE PER MOBILIO
FURNITURE WHEELS AND CASTORS
APPARATEROLLEN
ROULETTES POUR MEUBLES
RUEDAS PARA MOBILIARIO





Art. N.+"FR"

D		50	60	80	100	125	40	50	50	60	80	60
E		23	24	24	24	30	17	17	22	22	27	24
		NYLON + GOMMA NYLON + RUBBER NYLON + GUMMI NYLON + CAOUTCHOUC NYLON + GOMA					NYLON NERO BLACK NYLON SCHWARZ NYLON NYLON NOIR NYLON NEGRO					NYLON BIANCO WHITE NYLON WEIß NYLON NYLON BLANC NYLON BIANCO

RUOTA - WHEEL - RAD - ROUE - RUEDA
FORO PASSANTE - PLAIN BORE - GLEITLAGER - ALÉSAGE LISSE - AGUJERO LISO

Art. N.	M310	M320	M330	M340	M350	M11	M12	M13	M14	M15	4020
d	8	8	8	8	10	8	8	8	8	10	8
L	28	28	28	28	34	20	21	28	28	34	28
Kg.	40	50	55	55	80	28	30	50	60	70	90

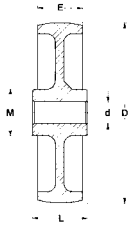

SUPPORTI GIREVOLI - SWIVEL CASTORS - LENKROLLEN - ROULETTES PIVOTANTES - CONJUNTOS GIRATORIOS

Art. N.	M410 ♦	M420 ♦	M430 ♦	M440 ♦	M450 ♦	M6	M7	M8	M9	M10	4250
H	72	82	103	121	152	60	66	72	82	104	82,5
AxB	60x60	60x60	60x60	60x60	77x67	42x42	42x42	60x60	60x60	60x60	60x60
axb	38x38 46x46	38x38 46x46	38x38 46x46	38x38 46x46	50x41 61x51	30x30	30x30	38x38 46x46	38x38 46x46	38x38 46x46	38x38 46x46
g	6	6	6	6	8	5	5	6	6	6	6
F	21	21	25	32	40,5	24,5	24,5	21	21	27,5	21
	FR	FR	FR	FR	FR	–	–	–	–	–	–
Kg.	40	50	55	55	80	28	30	50	60	70	60

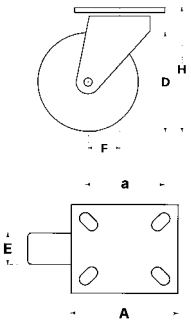

SUPPORTI FISSI - FIXED CASTORS - BOCKROLLEN - ROULETTES FIXES - CONJUNTOS FIJOS

Art. N.	M610	M620	M630	M640	M650	M16	M17	M18	M19	–	4280
H	72	82	103	121	152	63	68	74	82	–	82,5
AxB	60x67	60x67	60x67	60x67	77x67	48x48	48x48	60x67	60x67	–	60X67
axb	38x38 46x46	38x38 46x46	38x38 46x46	38x38 46x46	50x41 61x51	30x30	30x30	38x38 46x46	38x38 46x46	– –	38x38 46x46
g	6	6	6	6	8	5	5	6	6	–	6
Kg.	40	50	55	55	80	28	30	50	60	–	60

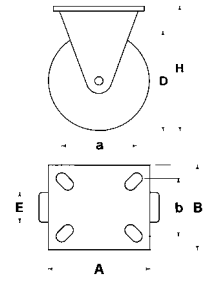

SUPPORTI A PERNO FILETTATO - THREADED STEM CASTORS
LENKROLLEN MIT GEWINDEZAPFEN - ROULETTES A TIGE FILETÉE - CONJUNTOS CON ESPIGA ROSCADA

Art. N.	M510 ♦	M520 ♦	M530 ♦	M540 ♦	M550 ♦	M1	M2	M3	M4	M5	4320
H	72	82	103	121	149	61	66	72	82	104	82,5
PxQ	M12x25	M12x25	M12x25	M12x25	M12x25	M10x20	M10x20	M12x25	M12x25	M12x25	M12x25
F	21	21	25	32	40,5	24,5	24,5	21	21	27,5	21
	FR	FR	FR	FR	FR	–	–	–	–	–	–
Kg.	40	50	55	55	80	28	30	50	60	70	60

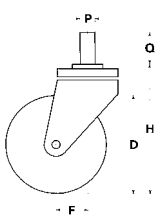

◆ Per articoli con freno aggiungere FR al codice - To order items with brake add FR to part number - Für gebremste Ausführungen FR zur Bestellnummer beifügen - Pour versions à frein ajouter FR à la référence produit - Para artículos con freno añadir FR al código.

LAG

BETA



DISCHI IN LAMIERA D'ACCIAIO + ANELLO IN GOMMA NERA

- Anello in gomma nera, durezza 85±5 Shore A.
- Dischi in lamiera d'acciaio stampata, saldati: zincatura elettrolitica bianca.
- Temperatura di impiego: -20°C / +60°C.
- Mozzo con: cuscinetti a sfere schermati; cuscinetto a rullini standard; boccole in nylon (poliammide 6).

STEEL-DISCS + BLACK RUBBER RING

- Solid black rubber ring, hardness 85±5 Shore A.
- Pressed and welded steel-discs: electro-zinc plated, white.
- Temperature range: -20°C / +60°C (-4°F / +140°F).
- Hub with: shielded ball bearings; standard roller bearing; nylon (polyamide 6) friction bearing.

FLASQUES EN TÔLE D'ACIER + ANNEAU EN CAOUTCHOUC NOIR

- Anneau en caoutchouc noir, dureté 85±5 Shore A.
- Flasques estampées, soudées et électro-zinguées, blanc.
- Température d'emploi: -20°C / +60°C (-4°F / +140°F).
- Moyeu avec: roulements à billes protégés; roulement à rouleaux standard; bagues en nylon (polyamide 6).

STAHLBLECHFELGE + SCHWARZER VOLLGUMMIRING

- Schwarzer Vollgummiring, Härte 85±5 Shore A.
- Gepresste, geschweißte und weiß-elektroverzinkte Stahlblechscheibe
- Arbeitstemperatur: -20°C / +60°C
- Lagerung: abgeschirmte Rillenkugellager; Standard Rollenkorblager; Nylon (Polyamid 6)-Lagerbuchse.

DISCOS EN CHAPA DE ACERO + ARO DE GOMA NEGRA

- Aro de goma negra, dureza 85±5 Shore A.
- Discos en chapa de acero moldeada y soldadas: eléctro-cincado, blanco.
- Temperatura de empleo: -20°C / +60°C (-4°F / +140°F).
- Cubo con: cojinetes a bolas protegidos; cojinete a rodillos standard; bujes en nylon (poliamida 6).

D	**80**	**100**	**125**	**125**	**150**	**160**	**160**	**180**	**200**
E	25	30	37,5	37,5	40	40	45	45	50

CUSCINETTI A SFERE - BALL BEARINGS - RILLENKUGELLAGER - ROULEMENTS À BILLES - COJINETES A BOLAS

Art. N.	**12004■**	**12008**	**12012**	**12014**	**12022**	**12026**	**12028**	**12032**	**12036**
d	8	8	8	10	10	10	12	12	12
L	41	41	41	51	51	51	61	61	61
Kg.	60	80	120	130	170	180	180	200	230

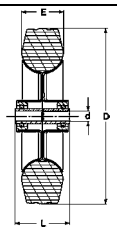

CUSCINETTO A RULLINI - ROLLER BEARING - ROLLENKORBLAGER - ROULEMENT À ROULEAUX - COJINETE A RODILLOS

Art. N.	**12054**	**12058**	**12062**	**12064**	**12072**	**12076**	**12078**	**12082**	**12086**
d	12	12	12	15	15	15	20	20	20
L	40	40	40	50	50	50	60	60	60
Kg.	60	80	120	130	170	180	180	200	230

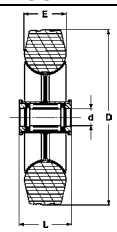

BOCCOLA DI NYLON - NYLON FRICTION BEARING - NYLON BUCHSE - PALIER EN NYLON - BUJE DE NYLÓN

Art. N.	**12104**	**12108**	**12112**	**12114**	**12122**	**12126**	**12128**	**12132**	**12136**
d	12	12	12	15	15	15	20	20	20
L	40	40	40	50	50	50	60	60	60
Kg.	60	80	120	130	170	180	180	200	230

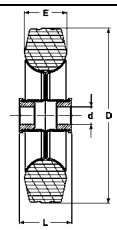

Ruota con gomma grigia, elastica, antitraccia disponibile a richiesta - Wheel with grey, elastic, non-marking rubber available on request - Rad mit grauem, elastischem, spurlosem Gummi auf Anfrage lieferbar - Roue avec caoutchouc gris, élastique, non tachant disponible sur demande - Rueda con goma gris, èlastica, antimarca disponible a solicitud / ■ ∅ 80x30

LAG
BETA + M22

MEDI - MEDIUM - MITTELLAST - MOYENNES - MEDIOS




pag. 8

Art. N.+"FR"




D	**80**	**100**	**125**	**125**	**150**	**150**	**160**	**160**	**180**	**200**
E	25	30	37,5	37,5	40	40	40	45	45	50

SUPPORTI GIREVOLI - SWIVEL CASTORS - LENKROLLEN - ROULETTES PIVOTANTES - CONJUNTOS GIRATORIOS

Art. N.	**12204■**	**12208**	**12212**	**12214**	**12221**	**12222**	**12226**	**12228**	**12232**	**12236**
d	8	8	8	10	10	10	10	12	12	12
Art. N.	**12254**	**12258**	**12262**	**12264**	**12271**	**12272**	**12276**	**12278**	**12282**	**12286**
d	12	12	12	15	15	15	15	20	20	20
Art. N.	**12304**	**12308**	**12312**	**12314**	**12321**	**12322**	**12326**	**12328**	**12332**	**12336**
d	12	12	12	15	15	15	15	20	20	20

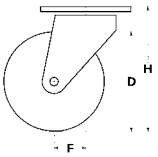

SUPPORTI FISSI - FIXED CASTORS - BOCKROLLEN - ROULETTES FIXES - CONJUNTOS FIJOS

Art. N.	**12404■**	**12408**	**12412**	**12414**	**12421**	**12422**	**12426**	**12428**	**12432**	**12436**
d	8	8	8	10	10	10	10	12	12	12
Art. N.	**12454**	**12458**	**12462**	**12464**	**12471**	**12472**	**12476**	**12478**	**12482**	**12486**
d	12	12	12	15	15	15	15	20	20	20
Art. N.	**12504**	**12508**	**12512**	**12514**	**12521**	**12522**	**12526**	**12528**	**12532**	**12536**
d	12	12	12	15	15	15	15	20	20	20

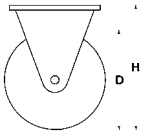

SUPPORTI GIREVOLI A FORO - SWIVEL BOLT HOLE CASTORS - RÜCKENLOCH LENKROLLEN
ROULETTES PIVOTANTES A OEIL - CONJUNTOS GIRATORIOS CON TALADRO PASADOR

Art. N. **Art. N.**	**12604FB■** **–**	**12608FB** **–**	**12612FB** **–**	**12614FD** **–**	**–** **–**	**12622FD** **–**	**12626FD** **–**	**12628FE** **12628FG**	**12632FE** **12632FG**	**12636FE** **12636FG**
d	8	8	8	10	–	10	10	12	12	12
Art. N. **Art. N.**	**12654FB** **–**	**12658FB** **–**	**12662FB** **–**	**12664FD** **–**	**–** **–**	**12672FD** **–**	**12676FD** **–**	**12678FE** **12678FG**	**12682FE** **12682FG**	**12686FE** **12686FG**
d	12	12	12	15	–	15	15	20	20	20
Art. N. **Art. N.**	**12704FB** **–**	**12708FB** **–**	**12712FB** **–**	**12714FD** **–**	**–** **–**	**12722FD** **–**	**12726FD** **–**	**12728FE** **12728FG**	**12732FE** **12732FG**	**12736FE** **12736FG**
d	12	12	12	15	–	15	15	20	20	20

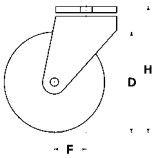

DATI TECNICI - TECHNICAL DATA - TECHNISCHE DATEN - DONNÉES TECHNIQUES - DATOS TECNICOS

H	106	128	154	160	181	181	191	196	218	240
AxB	102x83	102x83	102x83	135x110	102x83	135x110	135x110	135x110	135x110	135x110
axb	80x60	80x60	80x60	105x80	80x60	105x80	105x80	105x80	105x80	105x80
g	8	8	8	10	8	10	10	10	10	10
g		**FB**=10-12			**FD**=12-14			**FE**=12 / **FG**=16-18		
F	33	37	40	49	51	51	51	56	57	59
U	40	40	40	50	50	50	50	60	60	60
	FR	FR	FR	FR	FR	FR	FR	FR	FR	FR
Kg.	60	80	120	130	170	170	180	180	200	230

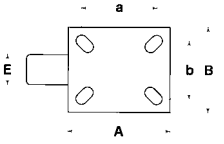

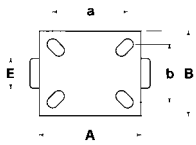

Attacco a perno filettato o liscio a richiesta - Threaded or solid stem on request - Gewindestift oder Zapfen auf Anfrage - Tige filetée ou lisse sur demande - Espiga roscada o lisa sobre demanda.
■ ∅ 80x30

Serie

LB

LAMBDA-B

LAG



POLIAMMIDE 6 + GOMMA ELASTICA BLU

- Rivestimento in gomma elastica blu antitraccia, durezza 70±5 Shore A.
- Nucleo in poliammide 6 di prima scelta, nero.
- Elevata scorrevolezza, silenziosità, resistenza all'abrasione, ammortizza gli urti.
- Temperatura di impiego: -20°C / +70°C.
- Mozzo con: cuscinetti a sfere di precisione, schermati; cuscinetto a rullini standard o inox; foro passante.

POLYAMIDE 6 + BLUE ELASTIC RUBBER

- Non marking, elastic, blue rubber coating, hardness 70±5 Shore A.
- Core in high quality polyamide, black.
- Excellent smooth and silent running; high abrasion resistance; shocks absorbing.
- Temperature range: -20°C / +70°C (-4°F / +158°F).
- Hub with: shielded precision ball bearings; standard or stainless steel roller bearing; plain bore.

POLYAMIDE 6 + CAOUTCHOUC ÉLASTIQUE BLEU

- Bandage en caoutchouc élastique bleu, non tachant, dureté 70±5 Shore A.
- Corps en polyamide 6 premier choix, noir.
- Très silencieuse, faible résistance ou roulement, haute résistance à l'abrasion amortissant des chocs.
- Température d'emploi: -20°C / + 70°C (-4°F / +158°F).
- Moyeu avec: roulements à billes de précision, protégés; roulement à rouleaux standard ou inox; alésage lisse.

POLYAMID 6 + ELASTIK BLAU-GUMMI

- Spurfreie blaue Elastik-Gummibeschichtung, Härte 70±5 Shore A.
- Radkern aus Polyamid 6 – 1. Wahl, schwarz.
- Sehr geringer Rollwiderstand; geräuschloser Lauf; hohe Stossfestigkeit; abriebfest.
- Arbeitstemperatur: -20°C / +70°C.
- Lagerung: abgeschirmte Präzisions-Rillenkugellager; Standard oder rostfreies Rollenkorblager; Gleitlager.

POLIAMIDA 6 + GOMA AZUL ELÁSTICA

- Revestimiento en goma azul elástica, anti-marca, dureza 70±5 Shore A.
- Núcleo en poliamida 6 de primera calidad, negro.
- Elevada facilidad de rodadura, silenciosidad, resistencia a los golpes y a la abrasión.
- Temperadura de empleo : -20°C / + 70°C (-4°F / +158°F).
- Cubo con: cojinetes a bolas de precisión, protegidos; cojinete a rodillos standard o inox; agujero liso.

	D	100	125	150	180	180	200	200	250	250
	E	40	40	40	50	50	50	50	50	50

CUSCINETTI A SFERE DI PRECISIONE - PRECISION BALL BEARINGS - PRÄZISIONS-RILLENKUGELLAGER
ROULEMENTS À BILLES DE PRÉCISION - COJINETES A BOLAS DE PRECISION

Art. N.	30008B	30014B	30022B	30032B	30033B	30040B	30041B	30045B	30046B
X	80	100	125	140	140	140	140	200	200
d	15	15	15	20	25	20	25	20	25
s	35	35	35	47	47	47	47	47	47
t	12,2	12,2	12,2	17	17	17	17	17	17
V	38	38	48	54	50	54	50	54	50
L	40	40	50	60	60	60	60	60	60
M	47	48	50	63	63	63	63	71	71
Kg.	150	180	240	350	350	400	400	480	480

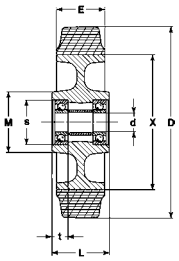

CUSCINETTO A RULLINI STANDARD O INOX - STANDARD OR STAINLESS STEEL ROLLER BEARING - STANDARD ODER ROSTFREIES ROLLENKORBLAGER - ROULEMENT Á ROULEAUX STANDARD OU INOX - COJINETE A RODILLOS STANDARD O INOX

Art. N. Art. N.	30058B 30058Bx	30064B 30064Bx	30073B 30073Bx	30082B 30082Bx	30083B 30083Bx	30090B 30090Bx	30091B 30091Bx	30095B 30095Bx	30096B 30096Bx
d	15	15	20	20	25	20	25	20	25
L	40	40	50	60	60	60	60	60	60
M	47	48	43	63	63	63	63	71	71
Kg.	150	180	240	350	350	400	400	480	480

STANDARD
INOX

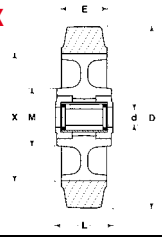

FORO PASSANTE - PLAIN BORE - GLEITLAGER - ALÉSAGE LISSE - AGUJERO LISO

Art. N.	30108B	30114B	30122B	–	–	–	–	30145B	–
d	15	15	20	–	–	–	–	20	–
L	40	40	50	–	–	–	–	60	–
M	27	28	36	–	–	–	–	46	–
Kg.	150	180	240	–	–	–	–	480	–

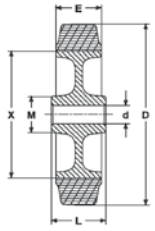

LAG

LAMBDA-B + INOX40

INOX PESANTI - HEAVY STAINLESS - SCHWERLAST ROSTFREI - INOX LOURDES - INOX PESADOS

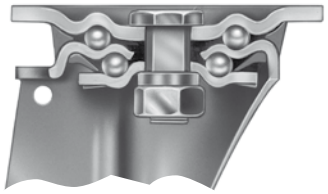



Art. N.+"FR"

	D	100	100	125	125	150	180	200	250
	E	40	40	40	40	40	50	50	50

SUPPORTI GIREVOLI - SWIVEL CASTORS - LENKROLLEN - ROULETTES PIVOTANTES - CONJUNTOS GIRATORIOS

Art.	N.	30828B	30829B	30833B	30834B	30838B	30845B	30846B	30849B
	d	15	15	15	15	20	20	20	20
Art.	**N.**	**30853B**	**30854B**	**30858B**	**30859B**	**30863B**	**–**	**–**	**30874B**
	d	15	15	15	15	20	–	–	20

INOX

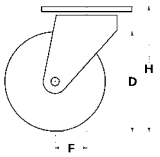

SUPPORTI FISSI - FIXED CASTORS - BOCKROLLEN - ROULETTES FIXES - CONJUNTOS FIJOS

Art.	N.	30903B	30904B	30908B	30909B	30913B	30920B	30921B	30924B
	d	15	15	15	15	20	20	20	20
Art.	**N.**	**30928B**	**30929B**	**30933B**	**30934B**	**30938B**	**–**	**–**	**30949B**
	d	15	15	15	15	20	–	–	20

INOX

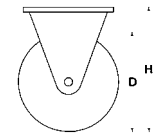

DATI TECNICI - TECHNICAL DATA - TECHNISCHE DATEN - DONNÉES TECHNIQUES - DATOS TECNICOS

	H	137	137	162	162	192	238	248	303
	AxB	105x85	135x110	105x85	135x110	135x110	135x110	135x110	135x110
	axb	80x60	105x80	80x60	105x80	105x80	105x80	105x80	105x80
	g	8	10	8	10	10	12	12	12
	F	42	42	42	42	49	60	60	69
	U	50	50	50	50	50	60	60	60
		FR	FR	FR	FR	FR	FR	FR	FR
	Kg.	150	150	180	180	240	350	400	480

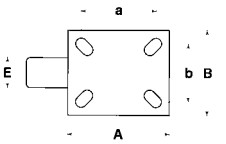

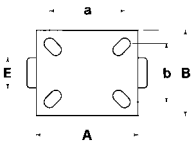

Serie

LB

LAG

LAMBDA-B + INOX20

INOX - STAINLESS - ROSTFREI - INOX - INOX





pag. 4

Art. N.+"FR"







D	**100**	**125**	**125**	**150**	**150**	**180**	**200**	
E	40	40	40	40	40	50	50	

SUPPORTI GIREVOLI - SWIVEL CASTORS - LENKROLLEN - ROULETTES PIVOTANTES - CONJUNTOS GIRATORIOS

Art. N.	31053B	31058B	31059B	31066B	31067B	31082B	31090B
d	15	15	15	20	20	20	20
Art. N.	**31123B**	**31128B**	**31129B**	**31136B**	**31137B**	**–**	**–**
d	15	15	15	20	20	–	–

INOX

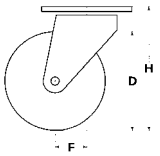

SUPPORTI FISSI - FIXED CASTORS - BOCKROLLEN - ROULETTES FIXES - CONJUNTOS FIJOS

Art. N.	31253B	31258B	31259B	31266B	31267B	31282B	31290B
d	15	15	15	20	20	20	20
Art. N.	**31323B**	**31328B**	**31329B**	**31336B**	**31337B**	**–**	**–**
d	15	15	15	20	20	–	–

INOX

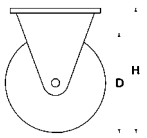

SUPPORTI GIREVOLI A FORO - SWIVEL BOLT HOLE CASTORS - RÜCKENLOCH LENKROLLEN
ROULETTES PIVOTANTES A OEIL - CONJUNTOS GIRATORIOS CON TALADRO PASADOR

Art. N. Art. N.	31453BHD –	– –	31459BHD –	– –	31467BHD –	31482BHE 31482BHF	31490BHE 31490BHF
d	15	–	15	–	20	20	20
Art. N. **Art. N.**	**31523BHD** –	**–** –	**31529BHD** –	**–** –	**31537BHD** –	**–** –	**–** –
d	15	–	15	–	20	–	–

INOX

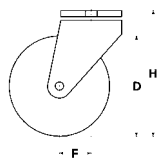

DATI TECNICI - TECHNICAL DATA - TECHNISCHE DATEN - DONNÉES TECHNIQUES - DATOS TECNICOS

H	129	160	160	181	181	218	240
AxB	102x83	102x83	135x110	102x83	135x110	135x110	135x110
axb	80x60	80x60	105x80	80x60	105x80	105x80	105x80
g	8	8	10	8	10	10	10
g			**HD**=12-14			**HE**=12 / **HF**=16	
F	46	49	49	51	51	57	59
U	50	50	50	50	50	60	60
	FR	FR	FR	FR	FR	FR	FR
Kg.	150	180	180	240	240	350	370

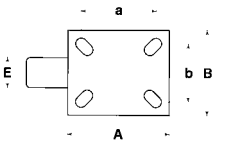

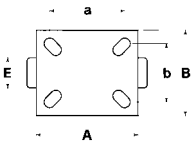

Attacco a perno filettato a richiesta - Threaded stem on request - Gewindestift auf Anfrage - Tige filetée sur demande - Espiga roscada sobre demanda.

LAG

LAMBDA-B + M40

MEDIO PESANTI - MEDIUM HEAVY - MITTEL SCHWERLAST - MI-LOURDES - MEDIO PESADOS

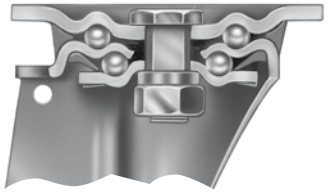



D	**100**	**100**	**125**	**125**	**150**	**180**	**200**	**250**	
E	40	40	40	40	40	50	50	50	

SUPPORTI GIREVOLI - SWIVEL CASTORS - LENKROLLEN - ROULETTES PIVOTANTES - CONJUNTOS GIRATORIOS

Art.	**N.**	**31603B**	**31604B**	**31608B**	**31609B**	**31613B**	**31620B**	**31621B**	**31624B**
	d	15	15	15	15	15	20	20	20
Art.	**N.**	**31628B**	**31629B**	**31633B**	**31634B**	**31638B**	**31645B**	**31646B**	**31649B**
	d	15	15	15	15	20	20	20	20
Art.	**N.**	**31653B**	**31654B**	**31658B**	**31659B**	**31663B**	**–**	**–**	**31674B**
	d	15	15	15	15	20	–	–	20

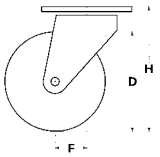

SUPPORTI FISSI - FIXED CASTORS - BOCKROLLEN - ROULETTES FIXES - CONJUNTOS FIJOS

Art.	**N.**	**31678B**	**31679B**	**31683B**	**31684B**	**31688B**	**31695B**	**31696B**	**31699B**
	d	15	15	15	15	15	20	20	20
Art.	**N.**	**31703B**	**31704B**	**31708B**	**31709B**	**31713B**	**31720B**	**31721B**	**31724B**
	d	15	15	15	15	20	20	20	20
Art.	**N.**	**31728B**	**31729B**	**31733B**	**31734B**	**31738B**	**–**	**–**	**31749B**
	d	15	15	15	15	20	–	–	20

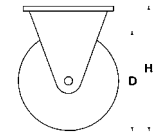

DATI TECNICI - TECHNICAL DATA - TECHNISCHE DATEN - DONNÉES TECHNIQUES - DATOS TECNICOS

H	137	137	163	163	194	239	249	304
AxB	105x85	135x110	105x85	135x110	135x110	135x110	135x110	135x110
axb	80x60	105x80	80x60	105x80	105x80	105x80	105x80	105x80
g	8	10	8	10	10	12	12	12
F	41	41	41	41	48	65	65	69
U	50	50	50	50	50	60	60	60
	FR	FR	FR	FR	FR	FR/FV	FR/FV	FR/FV
Kg.	150	150	180	180	240	350	400	450

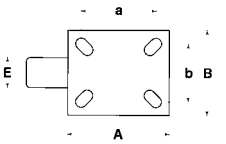

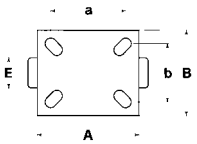

Serie

LB

LAMBDA-B + M22

MEDI - MEDIUM - MITTELLAST - MOYENNES - MEDIOS





pag. 6

Art. N.+"FR"







D	**100**	**125**	**125**	**150**	**150**	**180**	**200**	
E	40	40	40	40	40	50	50	

SUPPORTI GIREVOLI - SWIVEL CASTORS - LENKROLLEN - ROULETTES PIVOTANTES - CONJUNTOS GIRATORIOS

Art. N.	**32003B**	**32008B**	**32009B**	**32016B**	**32017B**	**32032B**	**32040B**
d	15	15	15	15	15	20	20
Art. N.	**32053B**	**32058B**	**32059B**	**32066B**	**32067B**	**32082B**	**32090B**
d	15	15	15	20	20	20	20
Art. N.	**32103B**	**32108B**	**32109B**	**32116B**	**32117B**	**–**	**–**
d	15	15	15	20	20	–	–

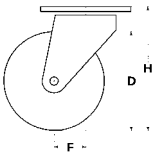

SUPPORTI FISSI - FIXED CASTORS - BOCKROLLEN - ROULETTES FIXES - CONJUNTOS FIJOS

Art. N.	**32203B**	**32208B**	**32209B**	**32216B**	**32217B**	**32232B**	**32240B**
d	15	15	15	15	15	20	20
Art. N.	**32253B**	**32258B**	**32259B**	**32266B**	**32267B**	**32282B**	**32290B**
d	15	15	15	20	20	20	203
Art. N.	**32303B**	**32308B**	**32309B**	**32316B**	**32317B**	**–**	**–**
d	15	15	15	20	20	–	–

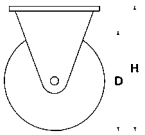

SUPPORTI GIREVOLI A FORO - SWIVEL BOLT HOLE CASTORS - RÜCKENLOCH LENKROLLEN
ROULETTES PIVOTANTES A OEIL - CONJUNTOS GIRATORIOS CON TALADRO PASADOR

Art. N. **Art. N.**	**32403BFD** **–**	**–**	**32409BFD** **–**	**–**	**32417BFD** **–**	**32432BFE** **32432BFG**	**32440BFE** **32440BFG**
d	15	–	15	–	15	20	20
Art. N. **Art. N.**	**32453BFD** **–**	**–**	**32459BFD** **–**	**–**	**32467BFD** **–**	**32482BFE** **32482BFG**	**32490BFE** **32490BFG**
d	15	–	15	–	20	20	20
Art. N. **Art. N.**	**32503BFD** **–**	**–**	**32509BFD** **–**	**–**	**32517BFD** **–**	**–** **–**	**–** **–**
d	15	–	15	–	20	–	–

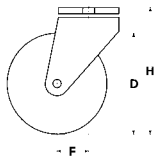

DATI TECNICI - TECHNICAL DATA - TECHNISCHE DATEN - DONNÉES TECHNIQUES - DATOS TECNICOS

H	129	160	160	181	181	218	240
AxB	102x83	102x83	135x110	102x83	135x110	135x110	135x110
axb	80x60	80x60	105x80	80x60	105x80	105x80	105x80
g	8	8	10	8	10	10	10
g			**FD**=12-14			**FE**=12 / **FG**=16-18	
F	46	49	49	51	51	57	59
U	50	50	50	50	50	60	60
	FR	FR	FR	FR	FR	FR	FR
Kg.	150	180	180	200	200	300	300

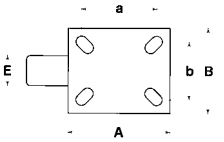

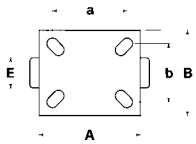

Attacco a perno filettato o liscio a richiesta - Threaded or solid stem on request - Gewindestift oder Zapfen auf Anfrage - Tige filetée ou lisse sur demande - Espiga roscada o lisa sobre demanda.

GENERAL INFORMATION

Designers need to take a number of different factors into account to achieve the best possible results: a wheel that fully meets the real demands of the workplace drastically reduces overall material handling costs. In order to assess whether a product satisfies the requirements it is essential to examine the following factors in detail: maximum load, floor (condition and type), rolling resistance, speed, temperature and any other working conditions.

MAXIMUM LOAD
This is the load to be carried plus the weight of the truck or trolley. In the case of a four-wheeled truck or trolley, one can only be sure that three of the wheels will be in contact with ground at any given moment, so the maximum load on each wheel is calculated by dividing the maximum total load by 3, using the following formula:

$Q = (Pu + Pa) : n$ where: n = Minimum number of wheels always in contact with the ground
Pu = useful load
Pa = weight of truck/trolley
Q = Maximum load on each castor (theoretical)

One also needs to take into account the possibility of uneven load distribution by adopting a safety margin that ensures that the effective load never exceeds the theoretical load even in the event of overloads. Select a wheel or castor that has the same or a higher capacity than the maximum theoretical load calculated using the formula above. The actual load capacity of the wheels with PA6 (nylon) hub will be reduced at 50% of the nominal admissible load when used at temperatures above 60°C (140°F).

FLOOR
It is preferable to choose wheels with an elastic rubber or soft polyurethane tread for floors with a rough surface (grating, porphyry, asphalt, etc.) or which are in poor condition; while wheels with a hard tread can be used on hard and compact floors (cement etc.). Relatively fragile floors (tiles, ceramic etc.) require the use of suitable rubber or polyurethane tyre wheels chosen according to the load being transported and the amount of protection required.

ROLLING RESISTANCE
The rolling resistance decreases with the increase of the hardness of the tyre and/or diameter of the wheel. The type and condition of the floor also influences the rolling resistance, with the best results being obtained on hard and compact surfaces that are in excellent condition. Smooth running can be improved still further by using wheels with ball bearings instead of the more economical solutions adopting roller or plain bearings. Manually operated trolleys should use large diameter wheels with suitable bearings to avoid excessive operator effort (especially if they have to be moved for some distance) even though it will result in higher load capacity than the maximum load calculated using the system described above.
Rolling resistance is always greater at the start: it can be as high as 60-80% greater after a long stop under load.

SPEED
The speed at which the truck or trolley moves strongly influences the wheel or castor load capacity. All the values shown in this catalogue are for a maximum speed of 4 km/h and manually propelled applications. Higher speeds will reduce the load capacity, thus making it necessary to choose wheels with a higher load capacity. If the trucks are being moved by mechanical means, it will be necessary to choose an appropriate type of fork assembly (with hardened precision bearings) and ensure that it is positioned for maximum vehicle stability as well as optimum load distribution. Choosing the appropriate swivel assembly will also avoid the shimmy problems encountered at higher speeds.

TEMPERATURE
For applications at temperatures outside the normal range (+15°C to 28°C) be sure that the chosen wheel or castor can meet the required working conditions. In the case of cold-storage rooms, for example, where the trucks/trolleys are likely to remain stationary for long periods at temperatures as low as -40°C, you will need to use specially lubricated monolithic wheels. Low temperatures can stiffen normal elastomers and damage the bonding of the tyre on the core. In the case of trucks or trolleys which need to stand in ovens for long periods at temperatures from +80°C to +270°C it is necessary to use appropriate wheels or castors suitable for this application.

ADVERSE CONDITIONS
Holes, tracks, steps, gate guides, unlevelled hoist doors and similar obstacles make it advisable to use elastic rubber or soft polyurethane tyre wheel with the largest possible diameter. Swarf, glass fragments, foundry slag and sundry residues require steel or cast iron wheels or wheels with a polyurethane coatings. If oil, grease, humidity or specific corrosive chemicals are present in the work environment, monolithic nylon or polyurethane coated nylon wheels (for greater protection of the floor and lower noise levels) should be chosen.
The information concerning the resistance of the materials to the most common chemicals have to be considered as indicative only, since the resistance to these chemicals depends from various factors such as their concentration, the temperature, the humidity, the length of contact, etc. The mixture of two or more chemicals may cause different effects from those given for the single substance. If in doubt please contact our technical department.

The information presented herein is the result of our experience and is provided purely by way of example, such that we decline all responsibility regarding the consequences of its application. Please contact our technical service concerning any special application.

The dimensions, descriptions, specifications and illustrations herein are indicative and subject to variations without notice. The fact that products are illustrated herein does not necessarily imply they are available from stock nor does it place us under any obligation to supply them. Tests carried out refer to the original products with original accessories: the replacement of one of the components with others of different manufacture might prevent the same results from being achieved and will automatically invalidate any guarantee.

See also RECOMMENDATIONS & WARNINGS at page 43.

LAG

ELASTIC



ALLUMINIO + GOMMA ELASTICA

- Rivestimento in gomma elastica nera, durezza 73±5 Shore A.
- Nucleo in lega di alluminio pressofuso.
- Elevata scorrevolezza, silenziosità, resistenza all'abrasione.
- Temperatura di impiego: -20°C / +70°C.
- Mozzo con: cuscinetti a sfere di precisione, schermati; cuscinetto a rullini standard.

ALUMINIUM + ELASTIC RUBBER

- Black elastic rubber coating, hardness 73±5 Shore A.
- Core in die-cast aluminium alloy.
- Excellent smooth and silent running; high abrasion resistance.
- Temperature range: -20°C / +70°C (-4°F / +158°F).
- Hub with: shielded precision ball bearings; standard roller bearing.

ALUMINIUM + CAOUTCHOUC ÉLASTIQUE

- Bandage en caoutchouc élastique noir, dureté 73±5 Shore A.
- Corps en alliage d'aluminium moulé sous pression.
- Faible résistance au roulement et haute résistance à l'abrasion; silencieuse.
- Température d'emploi : -20°C / + 70°C (-4°F / +158°F).
- Moyeu avec: roulements à billes de précision protégés; roulement à rouleaux standard.

ALUMINIUM + ELASTIK GUMMI

- Schwarze Elastik-Gummibeschichtung, Härte 73±5 Shore A.
- Radkern aus Spritzguss-Aluminiumlegierung.
- Sehr geringer Rollwiderstand, abriebfest, geräuschloser Lauf.
- Arbeitstemperatur: -20°C / +70°C.
- Lagerung: abgeschirmte Präzisions-Rillenkugellager; Standard Rollenkorblager.

ALUMINIO + GOMA ELÁSTICA

- Revestimiento en goma negra elástica, dureza 73±5 Shore A.
- Núcleo en fundición de aluminio vaciadizo a presión.
- Elevada facilidad de rodadura, silenciosidad y resistencia a la abrasión.
- Temperatura de empleo : -20°C / + 70°C (-4°F / +158°F).
- Cubo con: cojinetes a bolas de precisión, protegidos; cojinete a rodillos standard.

D		100	125	125	160	160	180	180	200	200	230	230	250	250	250	250	300	300
E		40	40	50	50	50	50	50	50	50	50	50	50	50	60	60	60	60

CUSCINETTI A SFERE DI PRECISIONE - PRECISION BALL BEARINGS - PRÄZISIONS-RILLENKUGELLAGER
ROULEMENTS À BILLES DE PRÉCISION - COJINETES A BOLAS DE PRECISION

Art.	N.	2000	2003	2002■	2005	2006	2007	2008	2009	2010	2011	2012	2016	2017	2013	2014	2018	2015
	X	66	86	60	100	100	140	140	140	140	170	170	184	184	190	190	228	238
	d	15	15	20	20	25	20	25	20	25	20	25	20	25	20	25	25	30
	s	35	35	47	47	47	47	47	47	47	47	47	47	47	47	47	52	62
	t	12,2	12,2	17	17	17	17	17	17	17	17	17	17	17	17	17	17	17
	V	38	38	44	54	50	54	50	54	50	54	50	54	50	64	60	56	74
	L	40	40	50	60	60	60	60	60	60	60	60	60	60	70	70	60	75
	M	43	43	57	55	55	55	55	55	55	55	55	56	56	58	58	62	73
	Kg.	150	180	220	300	300	350	350	450	450	500	500	530	530	600	600	700	700

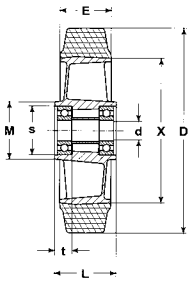

CUSCINETTO A RULLINI - ROLLER BEARING - ROLLENKORBLAGER - ROULEMENT Á ROULEAUX - COJINETE A RODILLOS

Art.	N.	2050	2053	2052■	2055	2056	2057	2058	2059	2060	2061	2062	2066	2067	2063	2064	–	–
	X	66	86	60	100	100	140	140	140	140	170	170	184	184	190	190	–	–
	d	15	15	20	20	25	20	25	20	25	20	25	20	25	20	25	–	–
	L	40	40	50	60	60	60	60	60	60	60	60	60	60	70	70	–	–
	M	43	43	57	55	55	55	55	55	55	55	55	56	56	58	58	–	–
	Kg.	150	180	220	300	300	350	350	450	450	500	500	530	530	600	600	–	–

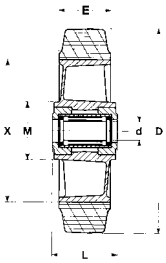

Ruota con gomma grigia, elastica, antitraccia disponibile a richiesta - Wheel with grey, elastic, non-marking rubber available on request - Rad mit grauem, elastischem, spurlosem Gummi auf Anfrage lieferbar - Roue avec caoutchouc gris, élastique, non tachant disponible sur demande - Rueda con goma gris, èlastica, antimarca disponible a solicitud / ■ Nucleo in acciaio - Steel wheel centre - Stahlradkörper - Corps de roue en acier - Núcleo en acero.

LAG

ELASTIC + P60

PESANTI - HEAVY - SCHWERLAST - LOURDES - PESADOS





D	**100**	**100**	**125**	**125**	**160**	**180**	**200**	**230**	**250**
E	40	40	40	50	50	50	50	50	50

SUPPORTI GIREVOLI - SWIVEL CASTORS - LENKROLLEN - ROULETTES PIVOTANTES - CONJUNTOS GIRATORIOS

Art. N.	**16853**	**16854**	**16859**	**16861 ■**	**16869**	**16870**	**16871**	**16874**	**16875**
d	15	15	15	20	20	20	20	20	20
Art. N.	**16878**	**16879**	**16884**	**16886 ■**	**16893**	**16895**	**16896**	**16899**	**16900**
d	15	15	15	20	20	20	20	20	20

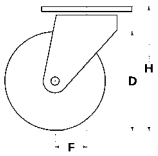

SUPPORTI FISSI - FIXED CASTORS - BOCKROLLEN - ROULETTES FIXES - CONJUNTOS FIJOS

Art. N.	**16928**	**16929**	**16934**	**16936 ■**	**16943**	**16945**	**16946**	**16949**	**16950**
d	15	15	15	20	20	20	20	20	20
Art. N.	**16953**	**16954**	**16959**	**16961 ■**	**16968**	**16970**	**16971**	**16974**	**16975**
d	15	15	15	20	20	20	20	20	20

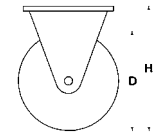

DATI TECNICI - TECHNICAL DATA - TECHNISCHE DATEN - DONNÉES TECHNIQUES - DATOS TECNICOS

H	138	139	164	164	208	240	250	295	305
AxB	105x85	135x110	135x110	135x110	135x110	135x110	135x110	135x110	135x110
axb	80x60	105x80	105x80	105x80	105x80	105x80	105x80	105x80	105x80
g	8	10	10	10	12	12	12	12	12
F	42	42	42	42	64	66	66	71	71
U	50	50	50	50	60	60	60	60	60
	FR	FR	FR	FR	FR/FV	FR/FV	FR/FV	FR/FV	FR/FV
Kg.	150	150	180	220	300	350	450	500	530

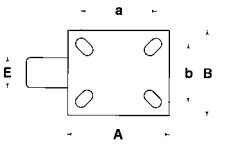

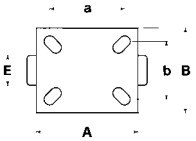

■ Nucleo in acciaio - Steel wheel centre - Stahlradkörper - Corps de roue en acier - Núcleo en acero.

Serie

E

LAG

ELASTIC + M40

MEDIO PESANTI - MEDIUM HEAVY - MITTEL SCHWERLAST - MI-LOURDES - MEDIO PESADOS



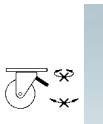

Art. N.+"FV"



Art. N.+"FR"





	D	**100**	**100**	**125**	**125**	**125**	**160**	**180**	**200**	**230**	**250**
	E	40	40	40	40	50	50	50	50	50	50

SUPPORTI GIREVOLI - SWIVEL CASTORS - LENKROLLEN - ROULETTES PIVOTANTES - CONJUNTOS GIRATORIOS

Art. N.	**16603**	**16604**	**16608**	**16609**	**16611 ■**	**16618**	**16620**	**16621**	**16623**	**16624**
d	15	15	15	15	20	20	20	20	20	20
Art. N.	**16628**	**16629**	**16633**	**16634**	**16636 ■**	**16643**	**16645**	**16646**	**16648**	**16649**
d	15	15	15	15	20	20	20	20	20	20

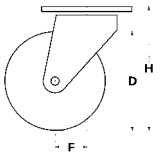

SUPPORTI FISSI - FIXED CASTORS - BOCKROLLEN - ROULETTES FIXES - CONJUNTOS FIJOS

Art. N.	**16678**	**16679**	**16683**	**16684**	**16686 ■**	**16693**	**16695**	**16696**	**16698**	**16699**
d	15	15	15	15	20	20	20	20	20	20
Art. N.	**16703**	**16704**	**16708**	**16709**	**16711 ■**	**16718**	**16720**	**16721**	**16723**	**16724**
d	15	15	15	15	20	20	20	20	20	20

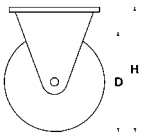

DATI TECNICI - TECHNICAL DATA - TECHNISCHE DATEN - DONNÉES TECHNIQUES - DATOS TECNICOS

H	137	137	163	163	163	207	239	249	294	304
AxB	105x85	135x110	105x80	135x110	135x110	135x110	135x110	135x110	135x110	135x110
axb	80x60	105x80	80x60	105x80	105x80	105x80	105x80	105x80	105x80	105x80
g	8	10	8	10	10	12	12	12	12	12
F	41	41	41	41	41	62	65	65	69	69
U	50	50	50	50	50	60	60	60	60	60
	FR	FR	FR	FR	FR	FR/FV	FR/FV	FR/FV	FR/FV	FR/FV
Kg.	150	150	180	180	220	300	350	450	450	450

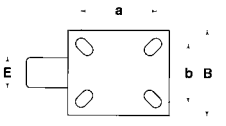

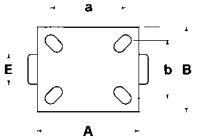

■ Nucleo in acciaio - Steel wheel centre - Stahlradkörper - Corps de roue en acier - Núcleo en acero.

LAG

ELASTIC + M22

MEDI - MEDIUM - MITTELLAST - MOYENNES - MEDIOS







pag. 8



Art. N.+"FR"







	D	**100**	**125**	**125**	**125**	**160**	**180**	**200**
	E	40	40	50	50	50	50	50

SUPPORTI GIREVOLI - SWIVEL CASTORS - LENKROLLEN - ROULETTES PIVOTANTES - CONJUNTOS GIRATORIOS

Art. N.	**16302**	**16303**	**16304 ■**	**16305 ■**	**16309**	**16313**	**16316**
d	15	15	20	20	20	20	20
Art. N.	**16327**	**16328**	**16329 ■**	**16330 ■**	**16334**	**16338**	**16341**
d	15	15	20	20	20	20	20

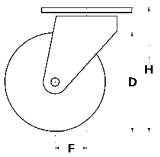

SUPPORTI FISSI - FIXED CASTORS - BOCKROLLEN - ROULETTES FIXES - CONJUNTOS FIJOS

Art. N.	**16352**	**16353**	**16354 ■**	**16355 ■**	**16359**	**16363**	**16366**
d	15	15	20	20	20	20	20
Art. N.	**16377**	**16378**	**16379 ■**	**16380 ■**	**16384**	**16388**	**16391**
d	15	15	20	20	20	20	20

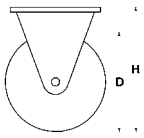

SUPPORTI GIREVOLI A FORO - SWIVEL BOLT HOLE CASTORS - RÜCKENLOCH LENKROLLEN
ROULETTES PIVOTANTES A OEIL - CONJUNTOS GIRATORIOS CON TALADRO PASADOR

Art. N. **Art. N.**	**16402FB** –	**16403FB** –	**–** –	**16405FD ■** –	**16409FE** **16409FG**	**16413FE** **16413FG**	**16416FE** **16416FG**
d	15	15	–	20	20	20	20
Art. N. **Art. N.**	**16427FB** –	**16428FB** –	**–** –	**16430FD ■** –	**16434FE** **16434FG**	**16438FE** **16438FG**	**16441FE** **16441FG**
d	15	15	–	20	20	20	20

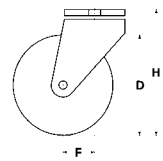

DATI TECNICI - TECHNICAL DATA - TECHNISCHE DATEN - DONNÉES TECHNIQUES - DATOS TECNICOS

H	128	154	160	160	196	218	240
AxB	102x83	102x83	102x83	135x110	135x110	135x110	135x110
axb	80x60	80x60	80x60	105x80	105x80	105x80	105x80
g	8	8	8	10	10	10	10
g	**FB**=10-12		**FD**=12-14			**FE**=12 / **FG**=16-18	
F	37	40	49	49	56	57	59
U	40	40	50	50	60	60	60
	FR	FR	FR	FR	FR	FR	FR
Kg.	120	120	200	200	300	300	300

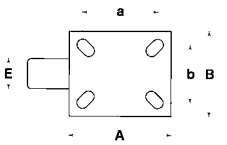

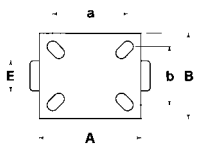

Attacco a perno filettato o liscio a richiesta - Threaded or solid stem on request - Gewindestift oder Zapfen auf Anfrage - Tige filetée ou lisse sur demande - Espiga roscada o lisa sobre demanda.

■ Nucleo in acciaio - Steel wheel centre - Stahlradkörper - Corps de roue en acier - Núcleo en acero.

LAG

ELASTIC + M34

SUPPORTI MOLLEGGIATI - SPRUNG CASTORS - GEFEDERTE GEHÄUSE - CHAPES COMPENSÉES - SOPORTES CON AMORTIGUADORES






D	**100**	**100**	**100**	**125**	**125**	**125**	**125**	**160**	**200**
E	40	40	40	40	40	50	50	50	50

SUPPORTI GIREVOLI - SWIVEL CASTORS - LENKROLLEN - ROULETTES PIVOTANTES - CONJUNTOS GIRATORIOS

Art. N.	**1341B**	**1341A**	**1342A**	**1343A**	**1344A**	**1345A ■**	**1346A ■**	**1348A**	**1350A**
d	15	15	15	15	15	20	20	20	20
Art. N.	**1356B**	**1356A**	**1357A**	**1358A**	**1359A**	**1360A ■**	**1361A ■**	**1363A**	**1365A**
d	15	15	15	15	15	20	20	20	20

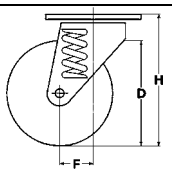

SUPPORTI FISSI - FIXED CASTORS - BOCKROLLEN - ROULETTES FIXES - CONJUNTOS FIJOS

Art. N.	**1371B**	**1371A**	**1372A**	**1373A**	**1374A**	**1375A ■**	**1376A ■**	**1378A**	**1380A**
d	15	15	15	15	15	20	20	20	20
Art. N.	**1386B**	**1386A**	**1387A**	**1388A**	**1389A**	**1390A ■**	**1391A ■**	**1393A**	**1395A**
d	15	15	15	15	15	20	20	20	20

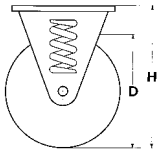

La portata nominale di questi supporti è stata assegnata pari al carico necessario a raggiungere 3/4 della freccia della molla. Assicurarsi che durante l'impiego non si raggiunga mai il fine corsa del bilanciere. L'utilizzo con carichi inferiori al precarico non causa alcun molleggio.

The nominal load capacity of these forks has been set at 3/4 of the spring's maximum deflection. The application must not cause the equalizer to reach upper limit. Application with loads smaller than that of the pre-tensioning will not cause deflection of the equalizer.

Die Tragfähigkeit dieser Gehäusen ist bis 3/4 des höchsten Federlaufes gelegt. Bei der Anwendung soll der Schwinghebel bis zum höchsten Federlauf nicht ankommen. Die Anwendung mit Belastungen unter dem Federvordruck wird keine Federung im Schwinghebel verursachen.

La charge admissibile de ces chapes est fixèe à 3/4 de la course maximale du ressort. S'assurer qu'à l'utilisation le balancier ne dépasse pas la course maximale du ressort. L'utilisation avec une charge inférieure à la pre-charge du ressort ne donne lieu à aucune suspension.

La capacidad de carga de estos soportes ha sido fijada a la par de la carga necesaria a alcanzar los 3/4 del desplazamiento máximo del resorte. Asegurarse que durante el empleo nunca se alcanze el fin de carrera del balancin. El empleo con cargas inferiores a la precarga no produce alguna suspensión.

DATI TECNICI - TECHNICAL DATA - TECHNISCHE DATEN - DONNÉES TECHNIQUES - DATOS TECNICOS

H	171	171	171	207	207	207	207	238	274
AxB	105x85	105x85	135x110	105x85	135x110	105x85	135x110	135x110	135x110
axb	80x60	80x60	105x80	80x60	105x80	80x60	105x80	105x80	105x80
g	10	10	12	10	12	10	12	12	12
F	30	30	30	32	32	32	32	43	57
U	50	50	50	50	50	50	50	60	60
R	93	93	93	114	114	115	115	145	183
daN	40	50	50	90	90	90	90	90	85
C	25	25	25	25	25	25	25	28	32
Kg.	130	150	150	180	180	200	200	220	260

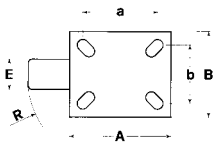

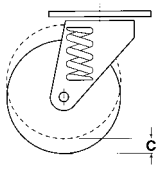

■ Nucleo in acciaio - Steel wheel centre - Stahlradkörper - Corps de roue en acier - Núcleo en acero.

LAG

POLINYL EXTRA PESANTE



POLIAMMIDE 6 COLATA

- Ruota in poliammide 6 colata per carichi extrapesanti.
- Ottima scorrevolezza; resistenza molto elevata agli urti, all'abrasione e alle sostanze corrosive.
- Temperatura di impiego: -30°C / +80°C.
- Mozzo con: cuscinetti a sfere di precisione a tenuta stagna (2RS).

CAST POLYAMIDE 6

- Cast polyamide 6 wheel for very heavy loads.
- Minimal rolling resistance; very high resistance to shocks, abrasion and corrosion.
- Temperature range: -30°C / +80° C (-22°F / +176°F).
- Hub with: sealed precision ball bearings (2RS).

POLYAMIDE 6 COULÉ

- Roue en polyamide 6 coulé, pour charges extra lourdes.
- Excellent roulage, très élevée résistance aux chocs, à l'abrasion et à la corrosion.
- Température d'emploi: -30°C / +80°C (-22°F / +176°F).
- Moyeu avec: roulements à billes de précision, étanches (2RS).

POLYAMID 6 – GEGOSSEN

- Rad aus gegossenem Polyamid 6 für extraschwere Lasten.
- Minimaler Rollwiderstand; sehr hohe Stoss- Abrieb- u. Korrosionsbeständigkeit
- Arbeitstemperatur: -30°C / +80°C
- Lagerung: abgedichtete Präzisions-Rillenkugellager (2RS).

POLIAMIDA 6 COLADA

- Rueda de poliamida 6 colada para cargas extra elevadas.
- Óptima facilidad de rodadura, resistencia muy elevada a los golpes, a la abrasión y a las sustancias corrosivas.
- Temperatura de empleo : -30°C / +80°C (-22°F / +176°F).
- Cubo con: cojinetes a bolas de precisión estancos (2RS).

	D	**200**	**200**	**200**	**200**	**200**	**300**	**300**	**400**
	E	55	55	80	80	80	80	110	110

CUSCINETTI A SFERE DI PRECISIONE - PRECISION BALL BEARINGS - PRÄZISION RILLENKUGELLAGER
ROULEMENTS Á BILLES - COJINETES A BOLAS

Art. N.	**4040**	**4041**	**4042**	**4043**	**4044**	**4045**	**4047**	**4048**
d	35	40	45	50	60	55	70	80
s	80	80	100	110	110	120	150	170
t	21	21	25	27	27	29	35	39
V	60	54	90	90	80	90	120	120
L	60	60	90	90	90	90	120	120
Kg.	3000	3000	4500	4500	4500	7000	10000	12000

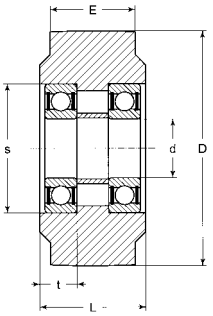

Serie

P

POLINYL



POLIAMMIDE 6

- Ruota in poliammide 6 di prima scelta.
- Elevata resistenza agli urti, all'abrasione e alle sostanze corrosive; facilità di pulizia.
- Temperatura di impiego: -30°C / +80°C
- Mozzo con: cuscinetti a sfere di precisione, schermati; cuscinetto a rullini standard o inox; foro passante.

POLYAMIDE 6

- Highest quality polyamide 6 wheel.
- Minimal rolling resistance; excellent resistance to shocks, abrasion and corrosion; easy to clean.
- Temperature range: -30°C / +80°C (-22°F / +176°F).
- Hub with: shielded precision ball bearings; standard or stainless steel roller bearing; plain bore.

POLYAMIDE 6

- Roue en polyamide 6 premier choix.
- Excellent roulage; élevée résistance aux chocs, à l'abrasion et à la corrosion; facilité de nettoyage.
- Température d'emploi : -30°C / +80°C (-22°F / +176°F).
- Moyeu avec: roulements à billes de précision, protégés; roulement à rouleaux inox ou standard; alésage lisse.

POLYAMID 6

- Rad aus Polyamid 6 - 1. Wahl.
- Hohe Stossfestigkeit; abrieb- und korrosionsfest; niedriger Rollwiderstand; leichte Reinigung.
- Arbeitstemperatur: -30°C / +80°C.
- Lagerung: abgeschirmte Präzisions-Rillenkugellager; standard oder rostfreies Rollenkorblager; Gleitlager.

POLIAMIDA 6

- Rueda de poliamida 6 de primera calidad.
- Elevada resistencia a los golpes, a la abrasión y a las sustancias corrosivas; se limpia fácilmente.
- Temperatura de empleo : -30°C / +80°C (-22°F / +176°F).
- Cubo con: cojinetes a bolas de precisión, protegidos; cojinete a rodillos standard o inox; agujero liso.

D		80	80	100	100	100	100	125	125	125	125	150	150	150	175	175	200	200	200	200	250
E		30	40	30	37	37	40	30	40	45	45	40	48	48	50	50	50	50	50	50	60

CUSCINETTI A SFERE DI PRECISIONE - PRECISION BALL BEARINGS - PRÄZISIONS-RILLENKUGELLAGER
ROULEMENTS À BILLES DE PRÉCISION - COJINETES A BOLAS DE PRECISION

Art.	N.	4001	4071	4002	18005	18006	4072	–	4074	18008	18009	4004	18011	18012	4008	4005	4007	4006	18017	18018	4009
	d	15	15	15	15	20	15	–	15	15	20	20	20	25	20	25	20	25	20	25	25
	s	35	35	35	35	42	35	–	35	35	42	47	47	52	47	52	47	52	52	52	52
	t	12,2	12,2	12,2	12,2	15	12,2	–	12,2	12,2	15	17	17	17	17	17	17	17	17	17	17
	V	38	38	38	38	34	38	–	48	48	44	44	54	56	54	56	54	56	56	56	56
	L	40	40	40	40	40	40	–	50	50	50	50	60	60	60	60	60	60	60	60	60
	M	47	47	48	56	56	48	–	50	58	58	63	70	70	69	69	63	71	78	78	82
	Kg.	150	200	175	450	450	250	–	300	700	700	400	900	900	500	500	600	600	1200	1200	1400

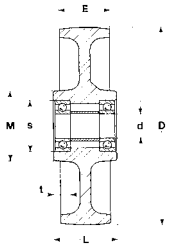

CUSCINETTO A RULLINI STANDARD O INOX - STANDARD OR STAINLESS STEEL ROLLER BEARING - STANDARD ODER ROSTFREIES ROLLENKORBLAGER - ROULEMENT Á ROULEAUX STANDARD OU INOX - COJINETE A RODILLOS STANDARD O INOX

Art.	N.	4011	4061	4012	–	–	4062	4063	4013	–	–	4014	–	–	4018	4015	4017	4016	–	–	4019	STANDARD
Art.	N.	4011/x	4061/x	4012/x	–	–	4062/x	4063/x	4013/x	–	–	4014/x	–	–	4018/x	4015/x	4017/x	4016/x	–	–	4019/x	INOX
	d	15	15	15	–	–	15	15	20	–	–	20	–	–	20	25	20	25	–	–	25	
	L	40	40	40	–	–	40	40	50	–	–	50	–	–	60	60	60	60	–	–	74	
	M	37	47	38	–	–	48	32	43	–	–	49	–	–	55	55	57	57	–	–	68	
	Kg.	150	200	175	–	–	250	250	300	–	–	400	–	–	500	500	600	600	–	–	1200	

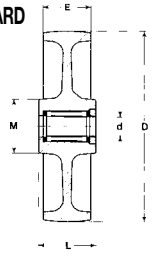

FORO PASSANTE - PLAIN BORE - GLEITLAGER - ALÉSAGE LISSE - AGUJERO LISO

Art.	N.	4021	4091	4022	18080	18081	4092	4093	4023	18083	18084	4024	18086	18087	4028	4025	4027	4026	18092	18093	4029
	d	15	15	15	15	20	15	15	20	15	20	20	20	25	20	25	20	25	20	25	25
	L	40	40	40	40	40	40	40	50	50	50	50	60	60	60	60	60	60	60	60	74
	M	28	29	29	36	36	29	32	36	38	38	37	45	45	44	44	46	46	49	49	55
	Kg.	150	200	175	450	450	250	250	300	700	700	400	900	900	500	500	600	600	1200	1200	1200

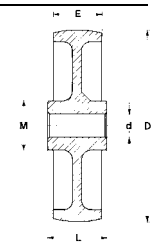

LAG

POLINYL + INOX40

INOX PESANTI - HEAVY STAINLESS- SCHWERLAST ROSTFREI - INOX LOURDES - INOX PESADOS

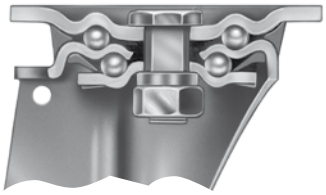





Art. N.+"FR"

D	**100**	**100**	**100**	**100**	**125**	**125**	**125**	**150**	**150**	**175**	**200**	
E	40	40	37	37	40	40	45	40	48	50	50	

SUPPORTI GIREVOLI - SWIVEL CASTORS - LENKROLLEN - ROULETTES PIVOTANTES - CONJUNTOS GIRATORIOS

Art. N.	**33627**	**33628**	**–**	**–**	**33633**	**33634**	**–**	**33639**	**–**	**33644**	**33646**
d	15	15	–	–	20	20	–	20	–	20	20
Art. N.	**33652**	**33653**	**33655**	**33656**	**33658**	**33659**	**33661**	**33664**	**33666**	**33669**	**33671**
d	15	15	15	15	20	20	20	20	20	20	20

INOX

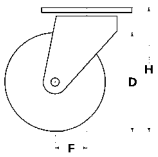

SUPPORTI FISSI - FIXED CASTORS - BOCKROLLEN - ROULETTES FIXES - CONJUNTOS FIJOS

Art. N.	**33702**	**33703**	**–**	**–**	**33708**	**33709**	**–**	**33714**	**–**	**33719**	**33721**
d	15	15	–	–	20	20	–	20	–	20	20
Art. N.	**33727**	**33728**	**33730**	**33731**	**33733**	**33734**	**33736**	**33739**	**33741**	**33744**	**33746**
d	15	15	15	15	20	20	20	20	20	20	20

INOX

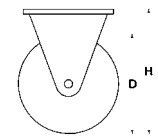

DATI TECNICI - TECHNICAL DATA - TECHNISCHE DATEN - DONNÉES TECHNIQUES - DATOS TECNICOS

H	137	137	137	137	162	162	172	192	202	236	248
AxB	105x85	135x110	105x85	135x110	105x85	135x110	135x110	135x110	135x110	135x110	135x110
axb	80x60	105x80	80x60	105x80	80x60	105x80	105x80	105x80	105x80	105x80	105x80
g	8	10	8	10	8	10	12	10	12	12	12
F	42	42	42	42	42	42	48	49	58	60	60
U	50	50	50	50	50	50	60	50	60	60	60
	FR	FR	FR	FR	FR	FR	FR	FR	FR	FR	FR
Kg.	250	250	370	370	300	300	600	370	600	500	600

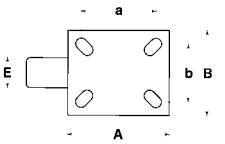

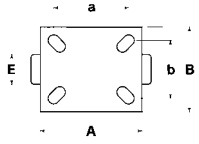

Serie

P

LAG

POLINYL + INOX20

INOX - STAINLESS - ROSTFREI - INOX - INOX





pag. 4

Art. N.+"FR"







D	**80**	**100**	**100**	**125**	**125**	**125**	**150**	**150**	**175**	**200**
E	30	30	40	30	40	40	40	40	50	50

SUPPORTI GIREVOLI - SWIVEL CASTORS - LENKROLLEN - ROULETTES PIVOTANTES - CONJUNTOS GIRATORIOS

Art. N.	**17102**	**17105**	**17104**	**17106**	**17107**	**17108**	**17110**	**17111**	**17114**	**17117**
d	15	15	15	15	20	20	20	20	20	20
Art. N.	**17127**	**17130**	**17129**	**17131**	**17132**	**17133**	**17135**	**17136**	**17139**	**17142**
d	15	15	15	15	20	20	20	20	20	20

INOX

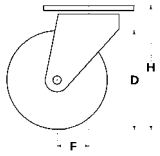

SUPPORTI FISSI - FIXED CASTORS - BOCKROLLEN - ROULETTES FIXES - CONJUNTOS FIJOS

Art. N.	**17152**	**17155**	**17154**	**17156**	**17157**	**17158**	**17160**	**17161**	**17164**	**17167**
d	15	15	15	15	20	20	20	20	20	20
Art. N.	**17177**	**17180**	**17179**	**17181**	**17182**	**17183**	**17185**	**17186**	**17189**	**17192**
d	15	15	15	15	20	20	20	20	20	20

INOX

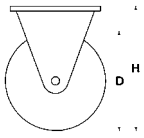

SUPPORTI GIREVOLI A FORO - SWIVEL CASTORS WITH BOLT HOLE - LENKROLLEN MIT RÜCKENLOCH
CHAPES PIVOTANTES A OEIL - SOPORTES GIRATORIOS CON TALADRO PASADOR

Art. N. **Art. N.**	**17202HB** –	**17205HB** –	**17204HD** –	**17206HB** –	**–** –	**17208HD** –	**–** –	**17211HD** –	**17214HE** **17214HF**	**17217HE** **17217HF**
d	15	15	15	15	–	20	–	20	20	20
Art. N. **Art. N.**	**17227HB** –	**17230HB** –	**17229HD** –	**17231HB** –	**–** –	**17233HD** –	**–** –	**17236HD** –	**17239HE** **17239HF**	**17242HE** **17242HF**
d	15	15	15	15	–	20	–	20	20	20

INOX

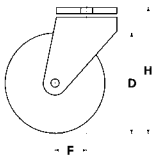

DATI TECNICI - TECHNICAL DATA - TECHNISCHE DATEN - DONNÉES TECHNIQUES - DATOS TECNICOS

H	106	128	129	154	160	160	181	181	216	240
AxB	102x83	102x83	102x83	102x83	102x83	135x110	102x83	135x110	135x110	135x110
axb	80x60	80x60	80x60	80x60	80x60	105x80	80x60	105x80	105x80	105x80
g	8	8	8	8	8	10	8	10	10	10
g		**HB**=10-12				**HD**=12-14			**HE**=12 / **HF**=16	
F	33	37	46	40	49	49	51	51	57	59
U	40	40	50	40	50	50	50	50	60	60
	FR	FR	FR	FR	FR	FR	FR	FR	FR	FR
Kg.	150	150	250	150	250	250	250	250	370	370

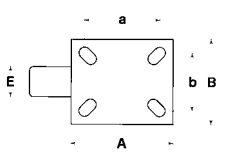

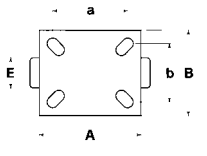

Attacco a perno filettato a richiesta - Threaded stem on request - Gewindestift auf Anfrage - Tige filetée sur demande - Espiga roscada sobre demanda.

LAG

POLINYL + G80

GEMELLATI - TWIN WHEELS - ZWILLINGSRÄDER - ROUES JUMELÉES - RUEDAS GEMELAS







	D	100	125	200	250	
	E	37+37	45+45	50+50	60+60	

SUPPORTI GIREVOLI - SWIVEL CASTORS - LENKROLLEN - ROULETTES PIVOTANTES - CONJUNTOS GIRATORIOS

Art.	N.	18552	18558●	18567●	18573●	
	d	20	20	25	25	

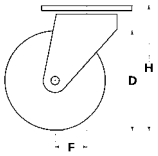

SUPPORTI FISSI - FIXED CASTORS - BOCKROLLEN - ROULETTES FIXES - CONJUNTOS FIJOS

Art.	N.	18627	18633	18642	18648	
	d	20	20	25	25	

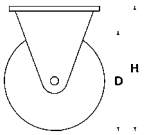

DATI TECNICI - TECHNICAL DATA - TECHNISCHE DATEN - DONNÉES TECHNIQUES - DATOS TECNICOS

H	147	197	270	323	
AxB	135x110	200x160	255x205	255x205	
axb	105x80	160x120	210x160	210x160	
g	12	14	16	16	
F	55	60	70	82	
U	105	105	126	153	
N	94	98	114	129	
Kg.	900	1400	2000	2400	

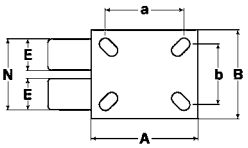

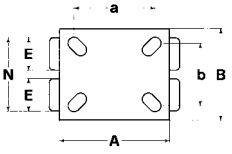

● Bloccaggio direzionale a richiesta - Directional lock on request - Richtungsfeststeller auf Anfrage - Blocage directionnel sur demande - Bloqueo direccional sobre demanda.

LAG

POLINYL + E70

EXTRA PESANTI - EXTRA HEAVY - EXTRA SCHWERLAST - EXTRA LOURDES - EXTRA PESADOS









Art. N.+"FV"

D	**82**	**82**	**100**	**100**	**100**	**125**	**125**	**150**	**150**	**175**	**200**	**200**	**250**
E	70	100	40	37	37	40	45	40	48	50	50	50	60

SUPPORTI GIREVOLI - SWIVEL CASTORS - LENKROLLEN - ROULETTES PIVOTANTES - CONJUNTOS GIRATORIOS

Art. N.	**6105**	**6109**	**6132**	**18405**	**18406**	**6133**	**18408**	**6134**	**18411**	**6135**	**6136**	**18417**	**6139**
d	20	20	15	15	15	15	15	20	20	20	20	25	25
Art. N.	**–**	**–**	**6142**	**–**	**–**	**6143**	**–**	**6144**	**–**	**6145**	**6146**	**–**	**6149♦**
d	–	–	15	–	–	20	–	20	–	20	20	–	25
Art. N.	**–**	**–**	**6152**	**18455**	**18456**	**6153**	**18458**	**6154**	**18461**	**6155**	**6156**	**18467**	**6159♦**
d	–	–	15	15	15	20	15	20	20	20	20	20	25

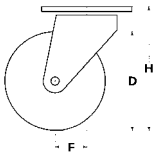

SUPPORTI FISSI - FIXED CASTORS - BOCKROLLEN - ROULETTES FIXES - CONJUNTOS FIJOS

Art. N.	**6125**	**6129**	**6162**	**18480**	**18481**	**6163**	**18483**	**6164**	**18486**	**6165**	**6166**	**18492**	**6169**
d	20	20	15	15	15	15	15	20	20	20	20	25	25
Art. N.	**–**	**–**	**6172**	**–**	**–**	**6173**	**–**	**6174**	**–**	**6175**	**6176**	**–**	**6179♦**
d	–	–	15	–	–	20	–	20	–	20	20	–	25
Art. N.	**–**	**–**	**6182**	**18530**	**18531**	**6183**	**18533**	**6184**	**18536**	**6185**	**6186**	**18542**	**6189♦**
d	–	–	15	15	15	20	15	20	20	20	20	20	25

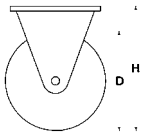

DATI TECNICI - TECHNICAL DATA - TECHNISCHE DATEN - DONNÉES TECHNIQUES - DATOS TECNICOS

H	131	138	145	145	160	172	172	195	202	239	251	251	307
AxB	135x110	135x110	105x85	105x85	135x110	135x110	135x110	135x110	135x110	135x110	135x110	135x110	200x160
axb	105x80	105x80	80x60	80x60	105x80	105x80	105x80	105x80	105x80	105x80	105x80	105x80	160x120
g	12	12	8	8	10	10	10	10	12	12	12	12	14
F	55	55	40	40	50	50	50	55	65	70	70	70	85
U	73	105	40	40	50	50	50	50	60	60	60	60	76
	–	–	–	–	–	–	–	–	FV	FV	FV	FV	–
Kg.	700	1000	250	300	450	300	500	400	900	500	600	1000	1400

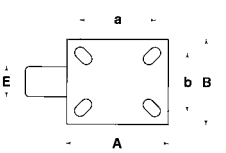

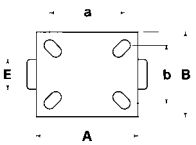

♦ = Kg 1200

LAG

POLINYL + P60

PESANTI - HEAVY - SCHWERLAST - LOURDES - PESADOS





Art. N.+"FV"



Art. N.+"FR"





D	**100**	**100**	**125**	**125**	**150**	**150**	**175**	**200**	**200**	**250**	
E	37	37	45	45	40	48	50	50	50	60	

SUPPORTI GIREVOLI - SWIVEL CASTORS - LENKROLLEN - ROULETTES PIVOTANTES - CONJUNTOS GIRATORIOS

Art.	**N.**	**17855**	**17856**	**17861**	**17862**	**17866**	**17867**	**17869**	**17871**	**17872**	**17874**
d		15	15	15	20	20	20	20	20	25	25
Art.	**N.**	**–**	**–**	**–**	**–**	**17891**	**–**	**17894**	**17896**	**–**	**–**
d		–	–	–	–	20	–	20	20	–	–
Art.	**N.**	**17905**	**17906**	**17911**	**17912**	**17916**	**17917**	**17919**	**17921**	**17922**	**–**
d		15	15	15	20	20	20	20	20	20	–

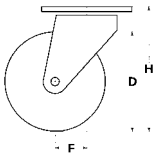

SUPPORTI FISSI - FIXED CASTORS - BOCKROLLEN - ROULETTES FIXES - CONJUNTOS FIJOS

Art.	**N.**	**17930**	**17931**	**17936**	**17937**	**17941**	**17942**	**17944**	**17946**	**17947**	**17949**
d		15	15	15	20	20	20	20	20	25	25
Art.	**N.**	**–**	**–**	**–**	**–**	**17966**	**–**	**17969**	**17971**	**–**	**–**
d		–	–	–	–	20	–	20	20	–	–
Art.	**N.**	**17980**	**17981**	**17986**	**17987**	**17991**	**17992**	**17994**	**17996**	**17997**	**–**
d		15	15	15	20	20	20	20	20	20	–

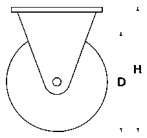

DATI TECNICI - TECHNICAL DATA - TECHNISCHE DATEN - DONNÉES TECHNIQUES - DATOS TECNICOS

H		138	139	164	174	195	203	238	250	250	305
AxB		105x85	135x110	135x110	135x110	135x110	135x110	135x110	135x110	135x110	135x110
axb		80x60	105x80	105x80	105x80	105x80	105x80	105x80	105x80	105x80	105x80
g		8	10	10	12	10	12	12	12	12	12
F		42	42	42	53	50	64	66	66	66	71
U		50	50	50	60	50	60	60	60	60	60
		FR	FR	FR	FR/FV	FR	FR/FV	FR/FV	FR/FV	FR/FV	FR/FV
Kg.		450	450	450	700	400	850	500	600	850	800

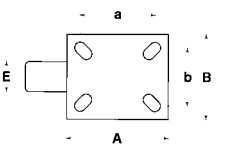

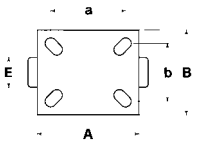

LAG

POLINYL + M40

MEDIO PESANTI - MEDIUM HEAVY - MITTEL SCHWERLAST - MI-LOURDES - MEDIO PESADOS

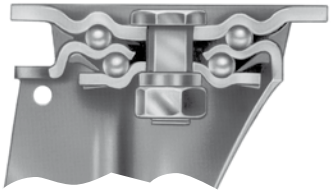



Art. N.+"FV"



Art. N.+"FR"





	D	**80**	**100**	**100**	**100**	**125**	**125**	**125**	**150**	**175**	**200**
	E	40	40	40	37	40	40	45	40	50	50

SUPPORTI GIREVOLI - SWIVEL CASTORS - LENKROLLEN - ROULETTES PIVOTANTES - CONJUNTOS GIRATORIOS

Art.	**N.**	**17601**	**17603**	**17604**	**17605**	**17608**	**17609**	**17611**	**17614**	**17619**	**17621**
	d	15	15	15	15	15	15	20	20	20	20
Art.	**N.**	**17626**	**17628**	**17629**	**–**	**17633**	**17634**	**–**	**17639**	**17644**	**17646**
	d	15	15	15	–	20	20	–	20	20	20
Art.	**N.**	**17651**	**17653**	**17654**	**17655**	**17658**	**17659**	**17661**	**17664**	**17669**	**17671**
	d	15	15	15	15	20	20	20	20	20	20

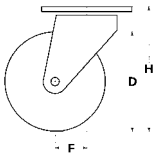

SUPPORTI FISSI - FIXED CASTORS - BOCKROLLEN - ROULETTES FIXES - CONJUNTOS FIJOS

Art.	**N.**	**17676**	**17678**	**17679**	**17680**	**17683**	**17684**	**17686**	**17689**	**17694**	**17696**
	d	15	15	15	15	15	15	20	20	20	20
Art.	**N.**	**17701**	**17703**	**17704**	**–**	**17708**	**17709**	**–**	**17714**	**17719**	**17721**
	d	15	15	15	–	20	20	–	20	20	20
Art.	**N.**	**17726**	**17728**	**17729**	**17730**	**17733**	**17734**	**17736**	**17739**	**17744**	**17746**
	d	15	15	15	15	20	20	20	20	20	20

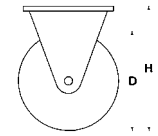

DATI TECNICI - TECHNICAL DATA - TECHNISCHE DATEN - DONNÉES TECHNIQUES - DATOS TECNICOS

	H	127	137	137	137	163	163	173	194	237	249
	AxB	105x85	105x85	135x110	105x85	105x85	135x110	135x110	135x110	135x110	135x110
	axb	80x60	80x60	105x80	80x60	80x60	105x80	105x80	105x80	105x80	105x80
	g	8	8	10	8	8	10	12	10	12	12
	F	41	41	41	41	41	41	52	48	65	65
	U	50	50	50	50	50	50	60	50	60	60
		–	FR	FR	FR	FR	FR	FR/FV	FR	FR/FV	FR/FV
	Kg.	200	250	250	300	300	300	450	300	450	450

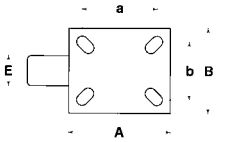

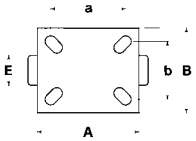

LAG
POLINYL + M22

MEDI - MEDIUM - MITTELLAST - MOYENNES - MEDIOS




pag. 8

Art. N.+"FR"





	D	**80**	**100**	**100**	**125**	**125**	**125**	**150**	**150**	**175**	**200**
	E	30	30	40	30	40	40	40	40	50	50

SUPPORTI GIREVOLI - SWIVEL CASTORS - LENKROLLEN - ROULETTES PIVOTANTES - CONJUNTOS GIRATORIOS

Art. N.		**18712**	**18715**	**18713**	**–**	**18717**	**18718**	**18720**	**18721**	**18724**	**18727**
	d	15	15	15	–	15	15	20	20	20	20
Art. N.		**18737**	**18740**	**18738**	**18741**	**18742**	**18743**	**18745**	**18746**	**18749**	**18752**
	d	15	15	15	15	20	20	20	20	20	20
Art. N.		**18762**	**18765**	**18763**	**18766**	**18767**	**18768**	**18770**	**18771**	**18774**	**18777**
	d	15	15	15	15	20	20	20	20	20	20

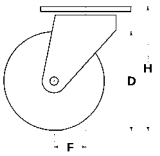

SUPPORTI FISSI - FIXED CASTORS - BOCKROLLEN - ROULETTES FIXES - CONJUNTOS FIJOS

Art. N.		**18812**	**18815**	**18813**	**–**	**18817**	**18818**	**18820**	**18821**	**18824**	**18827**
	d	15	15	15	–	15	15	20	20	20	20
Art. N.		**18837**	**18840**	**18838**	**18841**	**18842**	**18843**	**18845**	**18846**	**18849**	**18852**
	d	15	15	15	15	20	20	20	20	20	20
Art. N.		**18862**	**18865**	**18863**	**18866**	**18867**	**18868**	**18870**	**18871**	**18874**	**18877**
	d	15	15	15	15	20	20	20	20	20	20

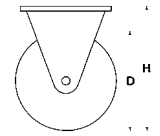

SUPPORTI GIREVOLI A FORO - SWIVEL BOLT HOLE CASTORS - RÜCKENLOCH LENKROLLEN
ROULETTES PIVOTANTES A OEIL - CONJUNTOS GIRATORIOS CON TALADRO PASADOR

Art. N.		**18912FB**	**18915FB**	**18913FD**	**–**	**–**	**18918FD**	**–**	**18921FD**	**18924FE**	**18927FE**
Art. N.		**–**	**–**	**–**	**–**	**–**	**–**	**–**	**–**	**18924FG**	**18927FG**
	d	15	15	15	–	–	15	–	20	20	20
Art. N.		**18937FB**	**18940FB**	**18938FD**	**18941FB**	**–**	**18943FD**	**–**	**18946FD**	**18949FE**	**18952FE**
Art. N.		**–**	**–**	**–**	**–**	**–**	**–**	**–**	**–**	**18949FG**	**18952FG**
	d	15	15	15	15	–	20	–	20	20	20
Art. N.		**18962FB**	**18965FB**	**18963FD**	**18966FB**	**–**	**18968FD**	**–**	**18971FD**	**18974FE**	**18977FE**
Art. N.		**–**	**–**	**–**	**–**	**–**	**–**	**–**	**–**	**18974FG**	**18977FG**
	d	15	15	15	15	–	20	–	20	20	20

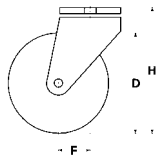

DATI TECNICI - TECHNICAL DATA - TECHNISCHE DATEN - DONNÉES TECHNIQUES - DATOS TECNICOS

	H	106	128	129	154	160	160	181	181	216	240
	AxB	102x83	102x83	102x83	102x83	102x83	135x110	102x83	135x110	135x110	135x110
	axb	80x60	80x60	80x60	80x60	80x60	105x80	80x60	105x80	105x80	105x80
	g	8	8	8	8	8	10	8	10	10	10
	g			**FB**=10-12				**FD**=12-14			**FE**=12 / **FG**=16-18
	F	33	37	46	40	49	49	51	51	57	59
	U	40	40	50	40	50	50	50	50	60	60
		FR	FR	FR	FR	FR	FR	FR	FR	FR	FR
	Kg.	120	120	200	120	200	200	200	200	300	300

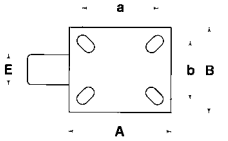

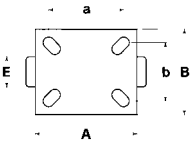

Attacco a perno filettato o liscio a richiesta - Threaded or solid stem on request - Gewindestift oder Zapfen auf Anfrage - Tige filetée ou lisse sur demande - Espiga roscada o lisa sobre demanda.

NYLPOL



POLIAMMIDE 6 + POLIURETANO AD INIEZIONE

- Rivestimento in poliuretano ad iniezione, durezza 58±3 Shore D.
- Nucleo in poliammide 6 di prima scelta.
- Alta scorrevolezza, resistenza all'abrasione e alle sostanze corrosive; facilità di pulizia.
- Temperatura di impiego: -30°C / +80°C
- Mozzo con: cuscinetti a sfere di precisione, schermati; cuscinetto a rullini standard o inox; foro passante.

POLYAMIDE 6 + INJECTED POLYURETHANE

- Injected polyurethane coating, hardness 58±3 Shore D.
- Core in high quality polyamide 6.
- Noiseless running; high resistance to shocks, abrasion and corrosion; easy to clean.
- Temperature range: -30°C / +80°C (-22°F / +176°F).
- Hub with: shielded precision ball bearings; standard or stainless steel roller bearing; plain bore.

POLYAMIDE 6 + POLYURETHANE INJECTÉ

- Bandage en polyuréthane injecté, dureté 58±3 Shore D.
- Corps en polyamide 6 premier choix.
- Faible résistance au roulement; résistante à l'usure et à la corrosion; facilité de nettoyage.
- Température d'emploi : -30°C / +80°C (-22°F / +176°F).
- Moyeu avec: roulements à billes de précision, protégés; roulement à rouleaux inox ou standard; alésage lisse.

POLYAMID 6 + POLYURETHAN (GESPRITZT)

- Beschichtung aus Spritzguss-Polyurethan; Härte 58±3 Shore D
- Radkern aus Polyamid 6 – 1. Wahl.
- Geräuschloser Lauf; abrieb- und korrosionsfest; niedriger Rollwiderstand; leichte Reinigung.
- Arbeitstemperatur: -30°C / +80°C.
- Lagerung: abgeschirmte Präzisions-Rillenkugellager; standard oder rostfreies Rollenkorblager; Gleitlager

POLIAMIDA 6 + POLIURETANO DE INYECCIÓN

- Revestimiento en poliuretano de inyección, dureza 58±3 Shore D.
- Núcleo en poliamida 6 de primera calidad.
- Elevada facilidad de rodadura, resistencia a la abrasión y a las sustancias corrosivas; se limpia fácilmente.
- Temperatura de empleo : -30°C / +80°C (-22°F / +176°F).
- Cubo con: cojinetes a bolas de precisión, protegidos; cojinete a rodillos standard o inox; agujero liso.

D	**80**	**100**	**125**	**150**	**200**	**200**	
E	25	30	30	40	50	50	

CUSCINETTI A SFERE DI PRECISIONE - PRECISION BALL BEARINGS - PRÄZISIONS-RILLENKUGELLAGER
ROULEMENTS À BILLES DE PRÉCISION - COJINETES A BOLAS DE PRECISION

Art. N.	–	–	–	–	**9024**	**9025**
d	–	–	–	–	20	25
s	–	–	–	–	47	47
t	–	–	–	–	17	17
V	–	–	–	–	54	50
L	–	–	–	–	60	60
M	–	–	–	–	62	62
Kg.	–	–	–	–	550	550

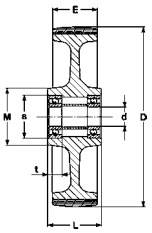

CUSCINETTO A RULLINI STANDARD O INOX - STANDARD OR STAINLESS STEEL ROLLER BEARING - STANDARD ODER ROSTFREIES ROLLENKORBLAGER - ROULEMENT Á ROULEAUX STANDARD OU INOX - COJINETE A RODILLOS STANDARD O INOX

Art. N. Art. N.	**9034** **9034/x**	**9038** **9038/x**	**9042** **9042/x**	**9046** **9046/x**	**9054** **9054/x**	– –	**STANDARD** **INOX**
d	12	15	15	20	20	–	
L	40	40	40	50	60	–	
M	30	32	32	43	52	–	
Kg.	100	160	230	350	550	–	

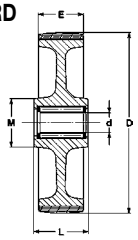

FORO PASSANTE - PLAIN BORE - GLEITLAGER - ALÉSAGE LISSE - AGUJERO LISO

Art. N.	**9064**	**9068**	**9072**	**9076**	**9084**	–
d	12	15	15	20	20	–
L	40	40	40	50	60	–
M	25	29	29	37	40	–
Kg.	100	160	230	350	550	–

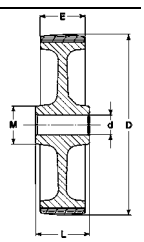

LAG

NYLPOL + INOX40

INOX PESANTI - HEAVY STAINLESS - SCHWERLAST ROSTFREI - INOX LOURDES - INOX PESADOS

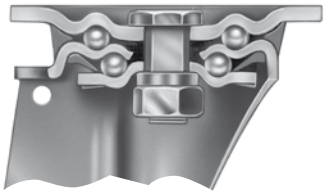



Art. N.+"FR"

D	**100**	**100**	**125**	**125**	**150**	**200**	
E	30	30	30	30	40	50	

SUPPORTI GIREVOLI - SWIVEL CASTORS - LENKROLLEN - ROULETTES PIVOTANTES - CONJUNTOS GIRATORIOS

Art. N.	**22628**	**22629**	**22634**	**22635**	**22641**	**22646**
d	15	15	15	15	20	20
Art. N.	**22653**	**22654**	**22659**	**22660**	**22666**	**22671**
d	15	15	15	15	20	20

INOX

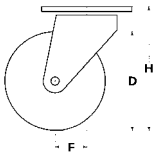

SUPPORTI FISSI - FIXED CASTORS - BOCKROLLEN - ROULETTES FIXES - CONJUNTOS FIJOS

Art. N.	**22703**	**22704**	**22709**	**22710**	**22716**	**22721**
d	15	15	15	15	20	20
Art. N.	**22728**	**22729**	**22734**	**22735**	**22741**	**22746**
d	15	15	15	15	20	20

INOX

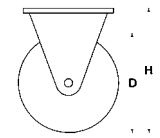

DATI TECNICI - TECHNICAL DATA - TECHNISCHE DATEN - DONNÉES TECHNIQUES - DATOS TECNICOS

H	137	137	162	162	192	248
AxB	105x85	135x110	105x85	135x110	135x110	135x110
axb	80x60	105x80	80x60	105x80	105x80	105x80
g	8	10	8	10	10	12
F	42	42	42	42	49	60
U	50	50	50	50	50	60
	FR	FR	FR	FR	FR	FR
Kg.	160	160	230	230	350	550

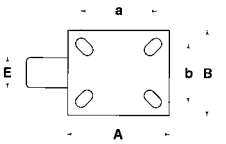

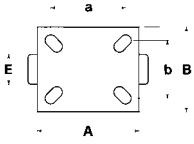

Serie

N

LAG

NYLPOL + INOX20

INOX - STAINLESS - ROSTFREI - INOX - INOX





pag. 4

Art. N.+"FR"







	D	**80**	**100**	**125**	**125**	**125**	**150**	**150**	**200**
	E	25	30	30	30	30	40	40	50

SUPPORTI GIREVOLI - SWIVEL CASTORS - LENKROLLEN - ROULETTES PIVOTANTES - CONJUNTOS GIRATORIOS

Art. N.	**21102**	**21105**	**21106**	**21107**	**21108**	**21110**	**21111**	**21117**
d	12	15	15	15	15	20	20	20
Art. N.	**21127**	**21130**	**21131**	**21132**	**21133**	**21135**	**21136**	**21142**
d	12	15	15	15	15	20	20	20

INOX

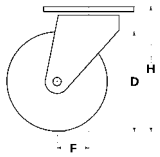

SUPPORTI FISSI - FIXED CASTORS - BOCKROLLEN - ROULETTES FIXES - CONJUNTOS FIJOS

Art. N.	**21152**	**21155**	**21156**	**21157**	**21158**	**21160**	**21161**	**21167**
d	12	15	15	15	15	20	20	20
Art. N.	**21177**	**21180**	**21181**	**21182**	**21183**	**21185**	**21186**	**21192**
d	12	15	15	15	15	20	20	20

INOX

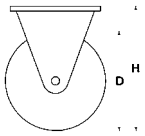

SUPPORTI GIREVOLI A FORO - SWIVEL BOLT HOLE CASTORS - RÜCKENLOCH LENKROLLEN
ROULETTES PIVOTANTES A OEIL - CONJUNTOS GIRATORIOS CON TALADRO PASADOR

Art. N. **Art. N.**	**21202HB** –	**21205HB** –	**21206HB** –	**–** –	**21208HD** –	**–** –	**21211HD** –	**21217HE** **21217HF**
d	12	15	15	–	15	–	20	20
Art. N. **Art. N.**	**21227HB** –	**21230HB** –	**21231HB** –	**–** –	**21233HD** –	**–** –	**21236HD** –	**21242HE** **21242HF**
d	12	15	15	–	15	–	20	20

INOX

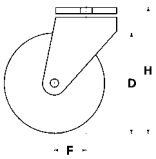

DATI TECNICI - TECHNICAL DATA - TECHNISCHE DATEN - DONNÉES TECHNIQUES - DATOS TECNICOS

H	106	128	154	160	160	181	181	240
AxB	102x83	102x83	102x83	102x83	135x110	102x83	135x110	135x110
axb	80x60	80x60	80x60	80x60	105x80	80x60	105x80	105x80
g	8	8	8	8	10	8	10	10
g		**HB**=10-12			**HD**=12-14			**HE**=12 / **HF**=16
F	33	37	40	49	49	51	51	59
U	40	40	40	50	50	50	50	60
	FR	FR	FR	FR	FR	FR	FR	FR
Kg.	100	150	150	230	230	250	250	370

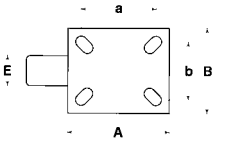

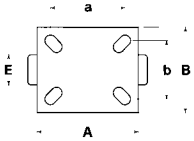

Attacco a perno filettato a richiesta - Threaded stem on request - Gewindestift auf Anfrage - Tige filetée sur demande - Espiga roscada sobre demanda.

LAG

NYLPOL + M40

MEDIO PESANTI - MEDIUM HEAVY - MITTEL SCHWERLAST - MI-LOURDES - MEDIO PESADOS





	D	**100**	**100**	**125**	**125**	**150**	**200**
	E	30	30	30	30	40	50

SUPPORTI GIREVOLI - SWIVEL CASTORS - LENKROLLEN - ROULETTES PIVOTANTES - CONJUNTOS GIRATORIOS

Art.	**N.**	**-**	**-**	**-**	**-**	**-**	**21621**
	d	-	-	-	-	-	20
Art.	**N.**	**21628**	**21629**	**21633**	**21634**	**21641**	**21646**
	d	15	15	15	15	20	20
Art.	**N.**	**21653**	**21654**	**21658**	**21659**	**21666**	**21671**
	d	15	15	15	15	20	20

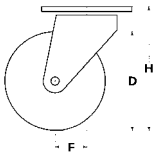

SUPPORTI FISSI - FIXED CASTORS - BOCKROLLEN - ROULETTES FIXES - CONJUNTOS FIJOS

Art.	**N.**	**-**	**-**	**-**	**-**	**-**	**21696**
	d	-	-	-	-	-	20
Art.	**N.**	**21703**	**21704**	**21708**	**21709**	**21716**	**21721**
	d	15	15	15	15	20	20
Art.	**N.**	**21728**	**21729**	**21733**	**21734**	**21741**	**21746**
	d	15	15	15	15	20	20

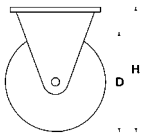

DATI TECNICI - TECHNICAL DATA - TECHNISCHE DATEN - DONNÉES TECHNIQUES - DATOS TECNICOS

	H	137	137	163	163	194	249
	AxB	105x85	135x110	105x85	135x110	135x110	135x110
	axb	80x60	105x80	80x60	105x80	105x80	105x80
	g	8	10	8	10	10	12
	F	41	41	41	41	48	65
	U	50	50	50	50	50	60
		FR	FR	FR	FR	FR	FR/FV
	Kg.	160	160	230	230	300	450

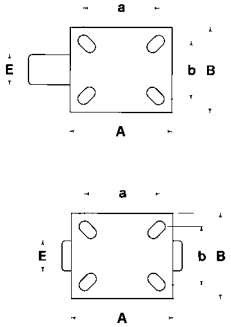

LAG

NYLPOL + M22

MEDI - MEDIUM - MITTELLAST - MOYENNES - MEDIOS





pag. 8

Art. N.+"FR"







D	**D**	**80**	**100**	**125**	**125**	**125**	**150**	**150**	**200**
E	E	25	30	30	30	30	40	40	50

SUPPORTI GIREVOLI - SWIVEL CASTORS - LENKROLLEN - ROULETTES PIVOTANTES - CONJUNTOS GIRATORIOS

Art.	**N.**	**22027**	**22030**	**22031**	**22032**	**22033**	**22035**	**22036**	**22042**
d	d	12	15	15	15	15	20	20	20
Art.	**N.**	**22052**	**22055**	**22056**	**22057**	**22058**	**22060**	**22061**	**22067**
d	d	12	15	15	15	15	20	20	20

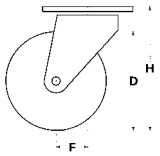

SUPPORTI FISSI - FIXED CASTORS - BOCKROLLEN - ROULETTES FIXES - CONJUNTOS FIJOS

Art.	**N.**	**22127**	**22130**	**22131**	**22132**	**22133**	**22135**	**22136**	**22142**
d	d	12	15	15	15	15	20	20	20
Art.	**N.**	**22152**	**22155**	**22156**	**22157**	**22158**	**22160**	**22161**	**22167**
d	d	12	15	15	15	15	20	20	20

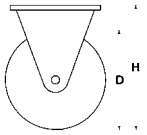

SUPPORTI GIREVOLI A FORO - SWIVEL BOLT HOLE CASTORS - RÜCKENLOCH LENKROLLEN
ROULETTES PIVOTANTES A OEIL - CONJUNTOS GIRATORIOS CON TALADRO PASADOR

Art. N.		**22227FB**	**22230FB**	**22231FB**	**–**	**22233FD**	**–**	**22236FD**	**22242FE**
Art. N.		**–**	**–**	**–**	**–**	**–**	**–**	**–**	**22242FG**
d	d	12	15	15	–	15	–	20	20
Art. N.		**22252FB**	**22255FB**	**22256FB**	**–**	**22258FD**	**–**	**22261FD**	**22267FE**
Art. N.		**–**	**–**	**–**	**–**	**–**	**–**	**–**	**22267FG**
d	d	12	15	15	–	15	–	20	20

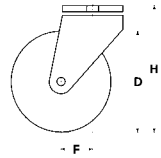

DATI TECNICI - TECHNICAL DATA - TECHNISCHE DATEN - DONNÉES TECHNIQUES - DATOS TECNICOS

H	H	106	128	154	160	160	181	181	240
AxB	AxB	102x83	102x83	102x83	102x83	135x110	102x83	135x110	135x110
axb	axb	80x60	80x60	80x60	80x60	105x80	80x60	105x80	105x80
g	g	8	8	8	8	10	8	10	10
g	g		**FB**=10-12				**FD**=12-14		**FE**=12 / **FG**=16-18
F	F	33	37	40	49	49	51	51	59
U	U	40	40	40	50	50	50	50	60
		FR	FR	FR	FR	FR	FR	FR	FR
Kg.	Kg.	100	120	120	200	200	200	200	300

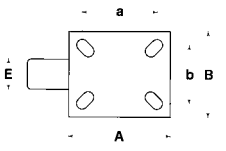

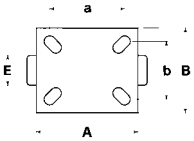

Attacco a perno filettato o liscio a richiesta - Threaded or solid stem on request - Gewindestift oder Zapfen auf Anfrage - Tige filetée ou lisse sur demande - Espiga roscada o lisa sobre demanda.

RECOMMENDATIONS AND WARNINGS

In compliance with EEC directive No. 85/374 on manufacturer's liability, the user is obliged to observe all the recommendations specified by manufacturers regarding the installation, use and maintenance of their products.

STORAGE
Before installation, the wheels and castors must be stored in well-ventilated rooms without excessive humidity and within a temperature range of -10°C to +35°C. They must under no circumstances be exposed to sunlight for long periods of time.

USE
The wheels and castors are interchangeable parts which are normally used on manually-propelled equipment, trucks and trolleys for indoor material handling requirements. When the wheels or castors are to be put to a different use from that for which they were originally intended, prior agreement between the customer and supplier is essential (identifying which product is best suited for the application). On any single item of equipment always use wheels and castors of the same type and with the same specifications, bearings and tread.
All the locking or braking devices illustrated in this catalogue (improperly called "brakes") must only be used on horizontal floors. The braking force on floors which are not horizontal (which anyhow must not have a gradient greater than 3%) the braking force may not be sufficient to hold the total mass of the truck, trolley or equipment: suitable tests should be carried out before use. Never use these devices to reduce the speed of moving equipment or make it come to an immediate halt.

CAPACITY
The load capacities of wheels and castors for industrial applications shown in this catalogue apply to normal conditions of use, unless otherwise stated. Namely:
- maximum speed of movement 4 km/h
- floor hard, compact and in good condition
- height of obstacles no greater than 5% of diameter (for wheels with tread hardness Shore A < 90) or no greater than 2.5% of diameter (for wheels with treads hardness Shore A ≥ 90)
- ambient temperature between +15°C and +28°C
- non-continuous manual movement.

Unless otherwise specified the load capacities up to about 2000 kg are verified according to EN 12527 and EN 12532 while the remaining are defined with finite elements analysis (FEA). The load capacities of items within series Q and QD, as related to special applications, are set according to internal procedures. Load ratings are given in accordance with the ETRTO standard for polyurethane tread idle wheels with load capacities exceeding 2000 kg, drive wheels and press-on-bands.
Internal procedures are used to determine load capacities for wheels with polyamide 6 hubs (unsuitable for long distances under load) as well as for forks and transpallet rollers (no applicable standards).

FITTING
The user must always check the strength of the mechanical parts (axles, bolts, bushes, etc.) used for assembling wheels, ensuring they are suitable for the type of fitting and the maximum load to which they will be subjected. When using swivel fork assemblies it is essential for them to be fitted perfectly perpendicular to the floor. Fixed castors must be vertical and perfectly aligned so that the wheel is under all circumstances orientated in the direction of travel. Castors with top plate mounting are designed to be fitted using four bolts with washers and nuts. The mounting interface of the equipment on which they are to be fitted must be rigid and the top plate must be in contact with it along its entire surface. Under no circumstances weld the top plate to the equipment. The solid stem castors require tubular structures with tight tolerances to ensure the solid stem is rigidly held inside the mounting hole.

MAINTENANCE
The user is responsible for maintenance of the product. Use of the product in more corrosive environments than normal, close to the sea, with loads exceeding the rated capacity, with overloads, at high speeds or on floors with surface damage can lead to early deterioration of the wheels and castors and even cause their failure. Draw up an effective maintenance schedule which includes the following:

Inspection of the trolley
Check:
- that the structure is stable and that the wheels and fork assemblies are fitted correctly;
- for any damage to the frame due to loads in excess of the rated capacity or to violent falls of the loads carried;
- that the surface on which the castors are mounted is perfectly flat.

If there are any faults restore the truck, trolley or equipment to its original condition, changing the wheels and castors if necessary. Make sure all the mounting means, such as bolts, nuts, washers etc. are tightened correctly, changing them if they are no longer effective.

Inspection of the wheels
Check the visible tread wear: flat areas indicate that foreign bodies (string, cord, threads, etc.) are preventing the wheel from turning freely on its axis. If necessary, fit thread guards to slow down the accumulation of this type of material around the hub. Change wheels and castors with excessive play or stiff rotation. Change wheels with cut or irregularly worn tread. Change wheels with cracked or dry elastomer coating and polyamide wheels with flat treads. Change wheels with rubber tyres that have stretched or show signs of swelling or softening. Check the electrical conductivity of the conductive wheels at regular intervals and clean the tread frequently to make sure it is free of any impurities which could insulate it from the floor. Remove larger foreign bodies which have penetrated the tread or made their way between the wheels of twin fork assemblies. Make sure the wheel axle is tight.

Inspection of the fork assemblies
Check that the fork swivels correctly, that the centre nut is tight, that the bearing races are in fair condition and that there are no foreign bodies and corrosion inside the swivel head. The plate bearings must be in fair condition, without excessive play. Replace the castor if wear or deformation detected is such to be of prejudice to the performance of the castor. Check that the arms on the fixed fork assemblies are not bent and are perpendicular to the floor.
Check efficiency of breaking and blocking devices.

Lubrication
The swivel bearings and wheel bearings must be lubricated at regular intervals to ensure a long service life, reduce tractive force and improve the smooth operation of the assembly as a whole. Use appropriate lubricants for the application, paying particular attention to ensure they are suited to the work temperature. Our products are normally supplied pre-greased and it is generally sufficient to lubricate them every six months. When working in corrosive environments or in high temperatures, lubricate at least once a month. If the trucks/trollies are washed frequently, it is advisable to lubricate them every time after washing. Never use chemically corrosive detergents.

Serie

A

ADINYL



POLIAMMIDE 6 + POLIURETANO COLATO

- Rivestimento in poliuretano colato, durezza 95±3 Shore A.
- Nucleo in poliammide 6 di prima scelta.
- Elevata portata, scorrevolezza, silenziosità; massima resistenza agli urti, all'abrasione e alle sostanze corrosive; facilità di pulizia.
- Temperatura di impiego: -30°C / +80°C.
- Mozzo con: cuscinetti a sfere di precisione, schermati; cuscinetto a rullini standard o inox; foro passante.

POLYAMIDE 6 + CAST POLYURETHANE

- Cast polyurethane coating, hardness 95±3 Shore A.
- Core in high quality polyamide 6.
- High load capacity; smooth and noiseless running; high resistance to shocks, abrasion and corrosion; easy to clean.
- Temperature range: -30°C / + 80°C (-22°F / +176°F).
- Hub with: shielded precision ball bearings; standard or stainless steel roller bearing; plain bore.

POLYAMIDE 6 + POLYURETHANE COULÉ

- Bandage en polyuréthane coulé, dureté 95±3 Shore A.
- Corps en polyamide 6 premier choix.
- Pour charges élevées; silencieuse; faible résistance au roulement; très élevée résistance aux chocs, à l'usure et à la corrosion; facilité de nettoyage.
- Température d'emploi: -30°C / +80°C (-22°F / +176°F).
- Moyeu avec: roulements à billes de précision protégés; roulement à rouleaux inox ou standard; alésage lisse.

POLYAMID 6 + POLYURETHAN (GEGOSSEN)

- Beschichtung aus Guss-Polyurethan, Härte 95±3 Shore A.
- Radkern aus Polyamid 6 – 1. Wahl.
- Hohe Tragkraft; niedriger Rollwiderstand; geräuschloser Lauf; hohe Stossfestigkeit; abrieb- und korrosionsfest; leichte Reinigung
- Arbeitstemperatur: -30°C / +80°C.
- Lagerung: abgeschirmte Präzisions-Rillenkugellager; standard oder rostfreies Rollenkorblager; Gleitlager.

POLIAMIDA 6 + POLIURETANO COLADO

- Revestimiento en poliuretano colado, dureza 95±3 Shore A.
- Núcleo en poliamida 6 de primera calidad.
- Para cargas elevadas, facilidad de rodadura, muy silenciosa; máxima resistencia a los golpes, a la abrasión y a las sustancias corrosivas; se limpia fácilmente.
- Temperatura de empleo : -30°C / +80°C (-22°F / +176°F).
- Cubo con: cojinetes a bolas de precisión, protegidos; cojinete a rodillos standard o inox; agujero liso.

D	80	100	100	125	125	150	175	200	200	225	225	275
E	24	30	40	30	40	40	40	50	50	50	50	60

CUSCINETTI A SFERE DI PRECISIONE - PRECISION BALL BEARINGS - PRÄZISIONS-RILLENKUGELLAGER
ROULEMENTS À BILLES DE PRÉCISION - COJINETES A BOLAS DE PRECISION

Art. N.	–	4501	4571	4502	4572	4574	4504	4507	4505	4509	4506	4508
X	–	80	80	100	100	125	150	175	175	200	200	250
d	–	15	15	15	15	15	20	20	25	20	25	25
s	–	35	35	35	35	35	47	47	52	47	52	52
t	–	12,2	12,2	12,2	12,2	12,2	17	17	17	17	17	17
V	–	38	38	38	38	48	44	54	56	54	56	56
L	–	40	40	40	40	50	50	60	60	60	60	60
M	–	47	47	48	48	50	63	69	69	63	71	82
Kg.	–	200	250	250	300	400	500	600	600	700	700	1000

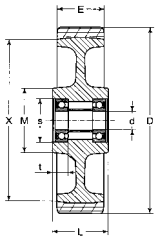

CUSCINETTO A RULLINI STANDARD O INOX - STANDARD OR STAINLESS STEEL ROLLER BEARING - STANDARD ODER ROSTFREIES ROLLENKORBLAGER - ROULEMENT Á ROULEAUX STANDARD OU INOX - COJINETE A RODILLOS STANDARD O INOX

Art. N. Art. N.	– –	4511 4511/x	4561 4561/x	4512 4512/x	4562 4562/x	4513 4513/x	4514 4514/x	4517 4517/x	4515 4515/x	4519 4519/x	4516 4516/x	4518 4518/x
d	–	15	15	15	15	20	20	20	25	20	25	25
L	–	40	40	40	40	50	50	60	60	60	60	74
M	–	37	47	38	48	43	49	55	55	57	57	68
Kg.	–	200	250	250	300	400	500	600	600	700	700	1000

STANDARD
INOX

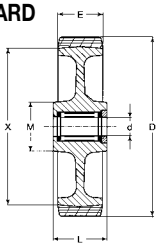

FORO PASSANTE - PLAIN BORE - GLEITLAGER - ALÉSAGE LISSE - AGUJERO LISO

Art. N.	4520	4521	4591	4522	4592	4523	4524	4527	4525	4529	4526	4528
d	10	15	15	15	15	20	20	20	25	20	25	25
L	28	40	40	40	40	50	50	60	60	60	60	74
M	22	28	29	29	29	36	37	44	44	46	46	55
Kg.	120	200	250	250	300	400	500	600	600	700	700	1000

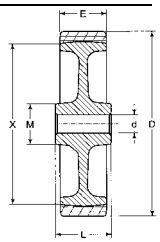

LAG

ADINYL + INOX40

INOX PESANTI - HEAVY STAINLESS - SCHWERLAST ROSTFREI - INOX LOURDES - INOX PESADOS





Art. N.+"FR"

D	**100**	**100**	**125**	**125**	**150**	**175**	**200**	
E	40	40	40	40	40	40	50	

SUPPORTI GIREVOLI - SWIVEL CASTORS - LENKROLLEN - ROULETTES PIVOTANTES - CONJUNTOS GIRATORIOS

Art. N.	20628	20629	20633	20634	20641	20644	20646
d	15	15	15	15	20	20	20
Art. N.	**20653**	**20654**	**20658**	**20659**	**20666**	**20669**	**20671**
d	15	15	15	15	20	20	20

INOX

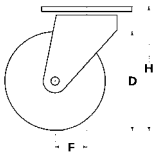

SUPPORTI FISSI - FIXED CASTORS - BOCKROLLEN - ROULETTES FIXES - CONJUNTOS FIJOS

Art. N.	20703	20704	20708	20709	20716	20719	20721
d	15	15	15	15	20	20	20
Art. N.	**20728**	**20729**	**20733**	**20734**	**20741**	**20744**	**20746**
d	15	15	15	15	20	20	20

INOX

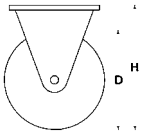

DATI TECNICI - TECHNICAL DATA - TECHNISCHE DATEN - DONNÉES TECHNIQUES - DATOS TECNICOS

H	137	137	162	162	192	236	248
AxB	105x85	135x110	105x85	135x110	135x110	135x110	135x110
axb	80x60	105x80	80x60	105x80	105x80	105x80	105x80
g	8	10	8	10	10	12	12
F	42	42	42	42	49	60	60
U	50	50	50	50	50	60	60
	FR	FR	FR	FR	FR	FR	FR
Kg.	250	250	300	300	370	500	600

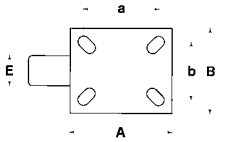

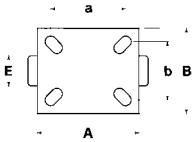

LAG

ADINYL + INOX20

INOX - STAINLESS - ROSTFREI - INOX - INOX





pag. 4

Art. N.+"FR"







D	**80**	**100**	**100**	**125**	**125**	**125**	**150**	**150**	**175**	**200**	
E	24	30	40	30	30	30	40	40	40	50	

SUPPORTI GIREVOLI - SWIVEL CASTORS - LENKROLLEN - ROULETTES PIVOTANTES - CONJUNTOS GIRATORIOS

Art. N.	–	**19105**	**19104**	**19106**	**19107**	**19108**	**19110**	**19111**	**19114**	**19117**
d	–	15	15	15	15	15	20	20	20	20
Art. N.	**19127**	**19130**	**19129**	**19131**	**19132**	**19133**	**19135**	**19136**	**19139**	**19142**
d	10	15	15	15	15	15	20	20	20	20

INOX

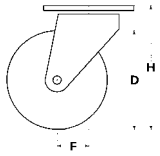

SUPPORTI FISSI - FIXED CASTORS - BOCKROLLEN - ROULETTES FIXES - CONJUNTOS FIJOS

Art. N.	–	**19155**	**19154**	**19156**	**19157**	**19158**	**19160**	**19161**	**19164**	**19167**
d	–	15	15	15	15	15	20	20	20	20
Art. N.	**19177**	**19180**	**19179**	**19181**	**19182**	**19183**	**19185**	**19186**	**19189**	**19192**
d	10	15	15	15	15	15	20	20	20	20

INOX

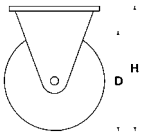

SUPPORTI GIREVOLI A FORO - SWIVEL BOLT HOLE CASTORS - RÜCKENLOCH LENKROLLEN
ROULETTES PIVOTANTES A OEIL - CONJUNTOS GIRATORIOS CON TALADRO PASADOR

Art. N. **Art. N.**	–	**19205HB**	**19204HD**	**19206HB**	–	**19208HD**	–	**19211HD**	**19214HE** **19214HF**	**19217HE** **19217HF**
d	–	15	15	15	–	15	–	20	20	20
Art. N. **Art. N.**	**19227HB**	**19230HB**	**19229HD**	**19231HB**	–	**19233HD**	–	**19236HD**	**19239HE** **19239HF**	**19242HE** **19242HF**
d	10	15	15	15	–	15	–	20	20	20

INOX

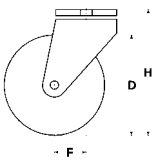

DATI TECNICI - TECHNICAL DATA - TECHNISCHE DATEN - DONNÉES TECHNIQUES - DATOS TECNICOS

H	106	128	129	154	160	160	181	181	216	240
AxB	102x83	102x83	102x83	102x83	102x83	135x110	102x83	135x110	135x110	135x110
axb	80x60	80x60	80x60	80x60	80x60	105x80	80x60	105x80	105x80	105x80
g	8	8	8	8	8	10	8	10	10	10
g		**HB**=10-12			**HD**=12-14				**HE**=12 / **HF**=16	
F	33	37	46	40	49	49	51	51	57	59
U	40	40	50	40	50	50	50	50	60	60
	FR	FR	FR	FR	FR	FR	FR	FR	FR	FR
Kg.	120	150	250	150	250	250	250	250	370	370

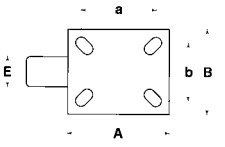

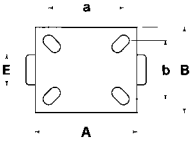

Attacco a perno filettato a richiesta - Threaded stem on request - Gewindestift auf Anfrage - Tige filetée sur demande - Espiga roscada sobre demanda.

LAG

ADINYL + P60

PESANTI - HEAVY - SCHWERLAST - LOURDES - PESADOS





	D	**100**	**100**	**125**	**150**	**175**	**200**	**225**
	E	40	40	40	40	40	50	50

SUPPORTI GIREVOLI - SWIVEL CASTORS - LENKROLLEN - ROULETTES PIVOTANTES - CONJUNTOS GIRATORIOS

Art.	**N.**	**19854**	**19855**	**19861**	**19866**	**19869**	**19871**	**19873**
	d	15	15	15	15	20	20	20
Art.	**N.**	**19879**	**19880**	**19886**	**19891**	**19894**	**19896**	**19898**
	d	15	15	15	20	20	20	20
Art.	**N.**	**19904**	**19905**	**19911**	**19916**	**19919**	**19921**	**19923**
	d	15	15	15	20	20	20	20

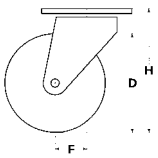

SUPPORTI FISSI - FIXED CASTORS - BOCKROLLEN - ROULETTES FIXES - CONJUNTOS FIJOS

Art.	**N.**	**19929**	**19930**	**19936**	**19941**	**19944**	**19946**	**19948**
	d	15	15	15	15	20	20	20
Art.	**N.**	**19954**	**19955**	**19961**	**19966**	**19969**	**19971**	**19973**
	d	15	15	15	20	20	20	20
Art.	**N.**	**19979**	**19980**	**19986**	**19991**	**19994**	**19996**	**19998**
	d	15	15	15	20	20	20	20

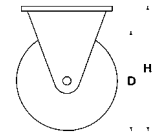

DATI TECNICI - TECHNICAL DATA - TECHNISCHE DATEN - DONNÉES TECHNIQUES - DATOS TECNICOS

	H	138	139	164	195	238	250	293
	AxB	105x85	135x110	135x110	135x110	135x110	135x110	135x110
	axb	80x60	105x80	105x80	105x80	105x80	105x80	105x80
	g	8	10	10	10	12	12	12
	F	42	42	42	50	66	66	71
	U	50	50	50	50	60	60	60
		FR	FR	FR	FR	FR/FV	FR/FV	FR/FV
	Kg.	250	250	300	400	500	600	700

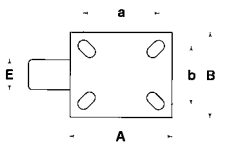

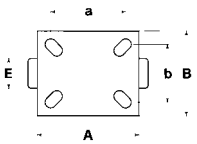

LAG

ADINYL + M40

MEDIO PESANTI - MEDIUM HEAVY - MITTEL SCHWERLAST - MI-LOURDES - MEDIO PESADOS



Art. N.+"FV"

Art. N.+"FR"





D	**100**	**100**	**125**	**125**	**150**	**175**	**200**	
E	40	40	40	40	40	40	50	

SUPPORTI GIREVOLI - SWIVEL CASTORS - LENKROLLEN - ROULETTES PIVOTANTES - CONJUNTOS GIRATORIOS

Art. N.	19605	19606	19610	19611	19616	19619	19621
d	15	15	15	15	15	20	20
Art. N.	**19630**	**19631**	**19635**	**19636**	**19641**	**19644**	**19646**
d	15	15	15	15	20	20	20
Art. N.	**19655**	**19656**	**19660**	**19661**	**19666**	**19669**	**19671**
d	15	15	15	15	20	20	20

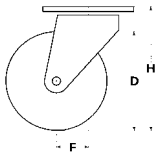

SUPPORTI FISSI - FIXED CASTORS - BOCKROLLEN - ROULETTES FIXES - CONJUNTOS FIJOS

Art. N.	19680	19681	19685	19686	19691	19694	19696
d	15	15	15	15	15	20	20
Art. N.	**19705**	**19706**	**19710**	**19711**	**19716**	**19719**	**19721**
d	15	15	15	15	20	20	20
Art. N.	**19730**	**19731**	**19735**	**19736**	**19741**	**19744**	**19746**
d	15	15	15	15	20	20	20

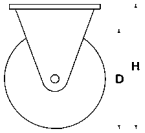

DATI TECNICI - TECHNICAL DATA - TECHNISCHE DATEN - DONNÉES TECHNIQUES - DATOS TECNICOS

H	137	137	163	163	194	237	249
AxB	105x85	135x110	105x85	135x110	135x110	135x110	135x110
axb	80x60	105x80	80x60	105x80	105x80	105x80	105x80
g	8	10	8	10	10	12	12
F	41	41	41	41	48	65	65
U	50	50	50	50	50	60	60
	FR	FR	FR	FR	FR	FR/FV	FR/FV
Kg.	250	250	300	300	300	450	450

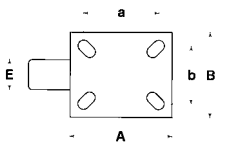

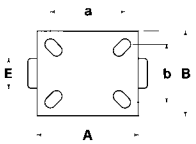

LAG
ADINYL + M22

MEDI - MEDIUM - MITTELLAST - MOYENNES - MEDIOS




pag. 8

Art. N.+"FR"





D	**80**	**100**	**100**	**125**	**125**	**150**	**150**	**175**	**200**	
E	24	30	30	30	30	40	40	40	50	

SUPPORTI GIREVOLI - SWIVEL CASTORS - LENKROLLEN - ROULETTES PIVOTANTES - CONJUNTOS GIRATORIOS

Art. N.		**–**	**20005**	**20004**	**20007**	**20008**	**20010**	**20011**	**20014**	**20017**
d		–	15	15	15	15	15	15	20	20
Art. N.		**–**	**20030**	**20029**	**20032**	**20033**	**20035**	**20036**	**20039**	**20042**
d		–	15	15	15	15	20	20	20	20
Art. N.		**20052**	**20055**	**20054**	**20057**	**20058**	**20060**	**20061**	**20064**	**20067**
d		10	15	15	15	15	20	20	20	20

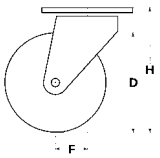

SUPPORTI FISSI - FIXED CASTORS - BOCKROLLEN - ROULETTES FIXES - CONJUNTOS FIJOS

Art. N.		**–**	**20105**	**20104**	**20107**	**20108**	**20110**	**20111**	**20114**	**20117**
d		–	15	15	15	15	15	15	20	20
Art. N.		**–**	**20130**	**20129**	**20132**	**20133**	**20135**	**20136**	**20139**	**20142**
d		–	15	15	15	15	20	20	20	20
Art. N.		**20152**	**20155**	**20154**	**20157**	**20158**	**20160**	**20161**	**20164**	**20167**
d		10	15	15	15	15	20	20	20	20

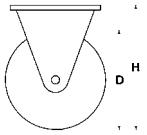

SUPPORTI GIREVOLI A FORO - SWIVEL BOLT HOLE CASTORS - RÜCKENLOCH LENKROLLEN
ROULETTES PIVOTANTES A OEIL - CONJUNTOS GIRATORIOS CON TALADRO PASADOR

Art. N.		**–**	**20205FB**	**20204FD**	**–**	**20208FD**	**–**	**20211FD**	**20214FE**	**20217FE**
Art. N.		**–**	**–**	**–**	**–**	**–**	**–**	**–**	**20214FG**	**20217FG**
d		–	15	15	–	15	–	15	20	20
Art. N.		**–**	**20230FB**	**20229FD**	**–**	**20233FD**	**–**	**20236FD**	**20239FE**	**20242FE**
Art. N.		**–**	**–**	**–**	**–**	**–**	**–**	**–**	**20239FG**	**20242FG**
d		–	15	15	–	15	–	20	20	20
Art. N.		**20252FB**	**20255FB**	**20254FD**	**–**	**20258FD**	**–**	**20261FD**	**20264FE**	**20267FE**
Art. N.		**–**	**–**	**–**	**–**	**–**	**–**	**–**	**20264FG**	**20267FG**
d		10	15	15	–	15	–	20	20	20

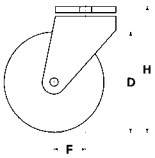

DATI TECNICI - TECHNICAL DATA - TECHNISCHE DATEN - DONNÉES TECHNIQUES - DATOS TECNICOS

H		106	128	129	160	160	181	181	216	240
AxB		102x83	102x83	102x83	102x83	135x110	102x83	135x110	135x110	135x110
axb		80x60	80x60	80x60	80x60	105x80	80x60	105x80	105x80	105x80
g		8	8	8	8	10	8	10	10	10
g		**FB**=10-12				**FD**=12-14			**FE**=12 / **FG**=16-18	
F		33	37	46	49	49	51	51	57	59
U		40	40	50	50	50	50	50	60	60
		FR	FR	FR	FR	FR	FR	FR	FR	FR
Kg.		120	120	200	200	200	200	200	300	300

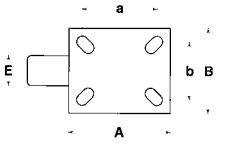

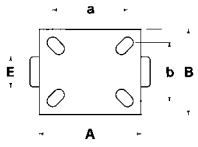

Attacco a perno filettato o liscio a richiesta - Threaded or solid stem on request - Gewindestift oder Zapfen auf Anfrage - Tige filetée ou lisse sur demande - Espiga roscada o lisa sobre demanda.

Serie

AS

ADINYL SOFT



POLIAMMIDE 6 + POLIURETANO COLATO SOFFICE

- Rivestimento in poliuretano colato soffice, durezza 87±3 Shore A.
- Nucleo in poliammide 6 di prima scelta.
- Elevata portata, scorrevolezza, silenziosità; resistenza agli urti, all'abrasione e alle sostanze corrosive; facilità di pulizia.
- Temperatura di impiego: -30°C / +80°C.
- Mozzo con: cuscinetti a sfere di precisione, schermati; cuscinetto a rullini standard o inox.

POLYAMIDE 6 + SOFT CAST POLYURETHANE

- Cast soft polyurethane coating, hardness 87±3 Shore A.
- Core in high quality polyamide 6.
- High load capacity; smooth and noiseless running; high resistance to abrasion and corrosion; shocks absorbing; easy to clean.
- Temperature range: -30°C / + 80°C (-22°F / +176°F).
- Hub with: shielded precision ball bearings; standard or stainless steel roller bearing; plain bore.

POLYAMIDE 6 + POLYURETHANE SOUPLE COULE

- Bandage en polyuréthane souple coulé, dureté 87±3 Shore A.
- Corps en polyamide 6 premier choix.
- Pour charges élevées; très silencieuse; amortissant les chocs; faible résistance au roulement; très élevée résistance à l'usure et à la corrosion; facilité de nettoyage.
- Température d'emploi: -30°C / +80°C (-22°F / +176°F).
- Moyeu avec: roulements à billes de précision, protégés; roulement à rouleaux inox ou standard; alésage lisse.

POLYAMID 6 + WEICHEM POLYURETHAN (GEGOSSEN)

- Beschichtung aus weichem Guss-Polyurethan, Härte 87±3 Shore A.
- Radkern aus Polyamid 6 – 1. Wahl.
- Hohe Tragkraft; geräuschloser Lauf; hohe Stossfestigkeit; abrieb- und korrosionsfest; stoßaufnehmend; leichte Reinigung.
- Arbeitstemperatur: -30°C / +80°C.
- Lagerung: abgeschirmte Präzisions-Rillenkugellager; standard oder rostfreies Rollenkorblager.

POLIAMIDA 6 + POLIURETANO COLADO BLANDO

- Revestimiento en poliuretano colado blando, dureza 87±3 Shore A.
- Núcleo en poliamida 6 de primera calidad.
- Para cargas elevadas, facilidad de rodadura, muy silenciosa; absorbe los golpes, elevada resistencia a la abrasión y a las sustancias corrosivas; se limpia fácilmente.
- Temperatura de empleo : -30°C / +80°C (-22°F / +176°F).
- Cubo con: cojinetes a bolas de precisión, protegidos; cojinete a rodillos standard o inox.

D		**100**	**100**	**125**	**150**	**200**	**200**
E		30	40	40	40	50	50

CUSCINETTI A SFERE DI PRECISIONE - PRECISION BALL BEARINGS - PRÄZISIONS-RILLENKUGELLAGER
ROULEMENTS À BILLES DE PRÉCISION - COJINETES A BOLAS DE PRECISION

Art. N.		**35004**	**35008**	**35016**	**35020**	**35031**	**35032**
X		80	80	100	125	175	175
d		15	15	15	15	20	25
s		35	35	35	35	47	47
t		12,2	12,2	12,2	12,2	17	17
V		38	38	38	48	54	50
L		40	40	40	50	60	60
M		47	47	48	50	69	69
Kg.		200	250	300	400	600	600

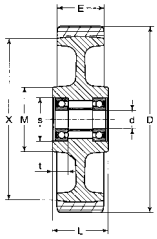

CUSCINETTO A RULLINI STANDARD O INOX - STANDARD OR STAINLESS STEEL ROLLER BEARING - STANDARD ODER ROSTFREIES ROLLENKORBLAGER - ROULEMENT Á ROULEAUX STANDARD OU INOX - COJINETE A RODILLOS STANDARD O INOX

Art. N. **Art. N.**		**35054** **35054x**	**35058** **35058x**	**35066** **35066x**	**35071** **35071x**	**35081** **35081x**	**35082** **35082x**
d		15	15	15	20	20	25
L		40	40	40	50	60	60
M		37	47	48	43	55	55
Kg.		200	250	300	400	600	600

STANDARD
INOX

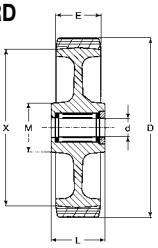

LAG

ADINYL SOFT + INOX40

INOX PESANTI - HEAVY STAINLESS - SCHWERLAST ROSTFREI - INOX LOURDES - INOX PESADOS

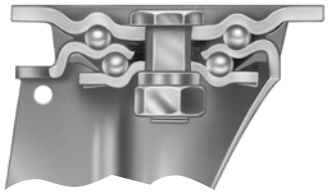



Art. N.+"FR"

D	**100**	**100**	**125**	**125**	**150**	**200**	
E	40	40	40	40	40	50	

SUPPORTI GIREVOLI - SWIVEL CASTORS - LENKROLLEN - ROULETTES PIVOTANTES - CONJUNTOS GIRATORIOS

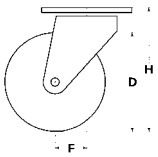

Art. N.	**35506**	**35507**	**35514**	**35515**	**35521**	**35527**	
d	15	15	15	15	20	20	INOX

SUPPORTI FISSI - FIXED CASTORS - BOCKROLLEN - ROULETTES FIXES - CONJUNTOS FIJOS

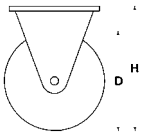

Art. N.	**35606**	**35607**	**35614**	**35615**	**35621**	**35627**	
d	15	15	15	15	20	20	INOX

DATI TECNICI - TECHNICAL DATA - TECHNISCHE DATEN - DONNÉES TECHNIQUES - DATOS TECNICOS

H	137	137	162	162	192	248
AxB	105x85	135x110	105x85	135x110	135x110	135x110
axb	80x60	105x80	80x60	105x80	105x80	105x80
g	8	10	8	10	10	12
F	42	42	42	42	49	60
U	50	50	50	50	50	60
	FR	FR	FR	FR	FR	FR
Kg.	250	250	300	300	370	600

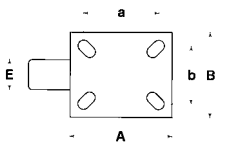

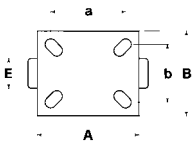

Serie

AS

ADINYL SOFT + INOX20

INOX - STAINLESS - ROSTFREI - INOX - INOX





pag. 4

Art. N.+"FR"







	D	**100**	**100**	**125**	**125**	**150**	**150**	**200**
	E	30	40	40	40	40	40	50

SUPPORTI GIREVOLI - SWIVEL CASTORS - LENKROLLEN - ROULETTES PIVOTANTES - CONJUNTOS GIRATORIOS

Art. N.	**35203**	**35206**	**35214**	**35215**	**35220**	**35221**	**35227**
d	15	15	15	15	20	20	20

INOX

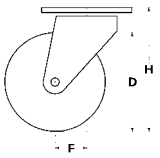

SUPPORTI FISSI - FIXED CASTORS - BOCKROLLEN - ROULETTES FIXES - CONJUNTOS FIJOS

Art. N.	**35303**	**35306**	**35314**	**35315**	**35320**	**35321**	**35327**
d	15	15	15	15	20	20	20

INOX

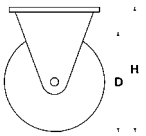

SUPPORTI GIREVOLI A FORO - SWIVEL BOLT HOLE CASTORS - RÜCKENLOCH LENKROLLEN
ROULETTES PIVOTANTES A OEIL - CONJUNTOS GIRATORIOS CON TALADRO PASADOR

Art. N.	**35403HB**	**35406HD**	**–**	**35415HD**	**–**	**35421HD**	**35427HE**
Art. N.	**–**	**–**	**–**	**–**	**–**	**–**	**35427HF**
d	15	15	–	15	–	20	20

INOX

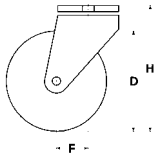

DATI TECNICI - TECHNICAL DATA - TECHNISCHE DATEN - DONNÉES TECHNIQUES - DATOS TECNICOS

H	128	129	160	160	181	181	240
AxB	102x83	102x83	102x83	135x110	102x83	135x110	135x110
axb	80x60	80x60	80x60	105x80	80x60	105x80	105x80
g	8	8	8	10	8	10	10
g	**HB**=10-12			**HD**=12-14			**HE**=12 / **HF**=16
F	37	46	49	49	51	51	59
U	40	50	50	50	50	50	60
	FR	FR	FR	FR	FR	FR	FR
Kg.	150	250	250	250	250	250	370

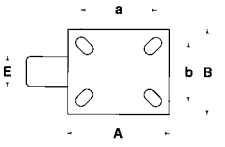

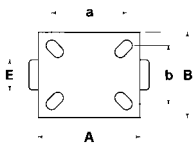

Attacco a perno filettato a richiesta - Threaded stem on request - Gewindestift auf Anfrage - Tige filetée sur demande - Espiga roscada sobre demanda.

LAG

ADINYL SOFT + P60

PESANTI - HEAVY - SCHWERLAST - LOURDES - PESADOS





D	**100**	**100**	**125**	**150**	**200**	
E	40	40	40	40	50	

SUPPORTI GIREVOLI - SWIVEL CASTORS - LENKROLLEN - ROULETTES PIVOTANTES - CONJUNTOS GIRATORIOS

Art. N.	**36206**	**36207**	**36215**	**36221**	**36227**
d	15	15	15	15	20
Art. N.	**36239**	**36240**	**36248**	**36254**	**36260**
d	15	15	15	20	20

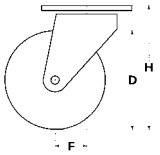

SUPPORTI FISSI - FIXED CASTORS - BOCKROLLEN - ROULETTES FIXES - CONJUNTOS FIJOS

Art. N.	**36306**	**36307**	**36315**	**36321**	**36327**
d	15	15	15	15	20
Art. N.	**36339**	**36340**	**36348**	**36354**	**36360**
d	15	15	15	20	20

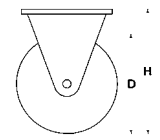

DATI TECNICI - TECHNICAL DATA - TECHNISCHE DATEN - DONNÉES TECHNIQUES - DATOS TECNICOS

H	138	139	164	195	250
AxB	105x85	135x110	135x110	135x110	135x110
axb	80x60	105x80	105x80	105x80	105x80
g	8	10	10	10	12
F	42	42	42	50	65
U	50	50	50	50	60
	FR	FR	FR	FR	FR/FV
Kg.	250	250	300	400	600

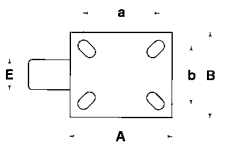

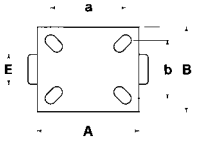

Serie

AS

LAG

ADINYL SOFT + M40

MEDIO PESANTI - MEDIUM HEAVY - MITTEL SCHWERLAST - MI-LOURDES - MEDIO PESADOS



Art. N.+"FV"

Art. N.+"FR"





D	**100**	**100**	**125**	**125**	**150**	**200**	
E	40	40	40	40	40	50	

SUPPORTI GIREVOLI - SWIVEL CASTORS - LENKROLLEN - ROULETTES PIVOTANTES - CONJUNTOS GIRATORIOS

Art. N.	36006	36007	36014	36015	36021	36027
d	15	15	15	15	15	20
Art. N.	**36039**	**36040**	**36047**	**36048**	**36054**	**36060**
d	15	15	15	15	20	20

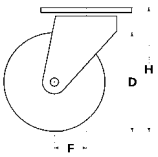

SUPPORTI FISSI - FIXED CASTORS - BOCKROLLEN - ROULETTES FIXES - CONJUNTOS FIJOS

Art. N.	36106	36107	36114	36115	36121	36127
d	15	15	15	15	15	20
Art. N.	**36139**	**36140**	**36147**	**36148**	**36154**	**36160**
d	15	15	15	15	20	20

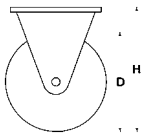

DATI TECNICI - TECHNICAL DATA - TECHNISCHE DATEN - DONNÉES TECHNIQUES - DATOS TECNICOS

H	137	137	163	163	194	249
AxB	105x85	135x110	105x85	135x110	135x110	135x110
axb	80x60	105x80	80x60	105x80	105x80	105x80
g	8	10	8	10	10	12
F	41	41	41	41	48	65
U	50	50	50	50	50	60
	FR	FR	FR	FR	FR	FR/FV
Kg.	250	250	300	300	300	450

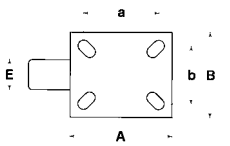

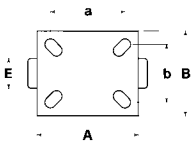

LAG

ADINYL SOFT + M22

MEDI - MEDIUM - MITTELLAST - MOYENNES - MEDIOS





pag. 8

Art. N.+"FR"







D	**100**	**100**	**125**	**125**	**150**	**150**	**200**
E	30	40	40	40	40	40	50

SUPPORTI GIREVOLI - SWIVEL CASTORS - LENKROLLEN - ROULETTES PIVOTANTES - CONJUNTOS GIRATORIOS

Art. N.	**36403**	**36406**	**36414**	**36415**	**36420**	**36421**	**36427**
d	15	15	15	15	15	15	20
Art. N.	**36436**	**36439**	**36447**	**36448**	**36453**	**36454**	**36460**
d	15	15	15	15	20	20	20

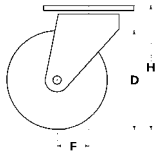

SUPPORTI FISSI - FIXED CASTORS - BOCKROLLEN - ROULETTES FIXES - CONJUNTOS FIJOS

Art. N.	**36503**	**36506**	**36514**	**36515**	**36520**	**36521**	**36527**
d	15	15	15	15	15	15	20
Art. N.	**36536**	**36539**	**36547**	**36548**	**36553**	**36554**	**36560**
d	15	15	15	15	20	20	20

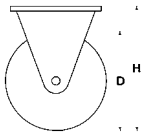

SUPPORTI GIREVOLI A FORO - SWIVEL BOLT HOLE CASTORS - RÜCKENLOCH LENKROLLEN
ROULETTES PIVOTANTES A OEIL - CONJUNTOS GIRATORIOS CON TALADRO PASADOR

Art. N. **Art. N.**	**36603FB** –	**36606FD** –	– –	**36615FD** –	– –	**36621FD** –	**36627FE** **36627FG**
d	15	15	–	15	–	15	20
Art. N. **Art. N.**	**36636FB** –	**36639FD** –	– –	**36648FD** –	– –	**36654FD** –	**36660FE** **36660FG**
d	15	15	–	15	–	20	20

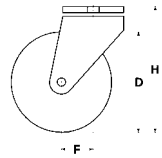

DATI TECNICI - TECHNICAL DATA - TECHNISCHE DATEN - DONNÉES TECHNIQUES - DATOS TECNICOS

H	128	129	160	160	181	181	240
AxB	102x83	102x83	102x83	135x110	102x83	135x110	135x110
axb	80x60	80x60	80x60	105x80	80x60	105x80	105x80
g	8	8	8	10	8	10	10
g	**FB**=10-12			**FD**=12-14			**FE**=12 / **FG**=16-18
F	37	46	49	49	51	51	59
U	40	50	50	50	50	50	60
	FR	FR	FR	FR	FR	FR	FR
Kg.	120	200	200	200	200	200	300

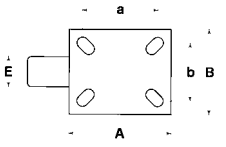

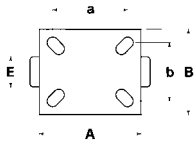

Attacco a perno filettato o liscio a richiesta - Threaded or solid stem on request - Gewindestift oder Zapfen auf Anfrage - Tige filetée ou lisse sur demande - Espiga roscada o lisa sobre demanda.

Serie

T

TAU



ALLUMINIO + POLIURETANO COLATO

- Rivestimento in poliuretano colato, durezza 95±3 Shore A.
- Nucleo in lega di alluminio pressofuso.
- Elevata portata, ottima scorrevolezza e silenziosità; elevata resistenza all'abrasione, alla lacerazione, agli oli e ai grassi.
- Temperatura di impiego: -30°C / +80°C.
- Mozzo con: cuscinetti a sfere di precisione, schermati; cuscinetto a rullini standard.

ALUMINIUM + CAST POLYURETHANE

- Cast polyurethane coating, hardness 95±3 Shore A.
- Core in die-cast aluminium alloy.
- High load capacity; excellent smooth and noiseless running; high resistance to wear and tear, oils and greases.
- Temperature range: -30°C / +80°C (-22°F / +176°F).
- Hub with: shielded precision ball bearings; standard roller bearing.

ALUMINIUM + POLYURETHANE COULÉ

- Bandage en polyuréthane coulé, dureté 95±3 Shore A.
- Corps en alliage d'aluminium moulé sous pression.
- Charges élevées; très silencieuse; très faible résistance au roulement; très élevée résistance à l'usure, aux déchirures, aux huiles et aux graisses.
- Température d'emploi: -30°C / +80°C (-22°F / +176°F).
- Moyeu avec: roulements à billes de précision protéges; roulement á rouleaux standard.

ALUMINIUM + POLYURETHAN (GEGOSSEN)

- Beschichtung aus gegossenem Polyurethan, Härte 95±3 Shore A.
- Radkern aus Spritzguss-Aluminium-Legierung.
- Hohe Tragkraft; minimaler Rollwiderstand; geräuschloser Lauf; hohe Abrieb- und Reißfestigkeit; gegen Fette und Öle, beständig.
- Arbeitstemperatur: -30°C / +80°C.
- Lagerung: abgeschirmte Präzisions-Rillenkugellager; standard Rollenkorblager.

ALUMINIO + POLIURETANO COLADO

- Revestimiento en poliuretano colado, dureza 95±3 Shore A.
- Núcleo en fundición de aluminio vaciadizo a presión.
- Para cargas elevadas, muy silenciosa, optima facilidad de rodadura; elevada resistencia a la abrasión, al desgarramiento, a los aceites y grasa.
- Temperatura de empleo : -30°C / +80°C (-22°F / +176°F).
- Cubo con: cojinetes a bolas de precisión, protegidos; cojinete a rodillos standard.

D	**80**	**80**	**100**	**100**	**125**	**125**	**150**	**160**	**175**	**180**	**200**	**200**	**225**	**250**
E	20	40	30	40	30	50	40	50	40	50	50	50	60	60

CUSCINETTI A SFERE DI PRECISIONE - PRECISION BALL BEARINGS - PRÄZISIONS-RILLENKUGELLAGER
ROULEMENTS À BILLES DE PRÉCISION - COJINETES A BOLAS DE PRECISION

Art. N.	8001■	8003	8005	8006	8009	8011	8017	8020	8026	8027	8032	8034	8040	8042
X	68	66	87	86	110	100	134	140	157	140	184	184	190	228
d	12	15	15	15	15	20	20	20	20	20	20	25	25	25
s	32	35	35	35	35	47	47	47	47	47	47	52	47	52
t	15	12,2	12,2	12,2	12,2	17	17	17	17	17	17	17	17	17
V	–	38	38	38	38	54	44	54	44	54	54	56	60	56
L	20	40	40	40	40	60	50	60	50	60	60	60	70	60
M	38	43	42	43	42	55	55	55	55	55	56	60	58	62
Kg.	150	250	200	280	250	350	400	600	550	700	800	800	1000	1100

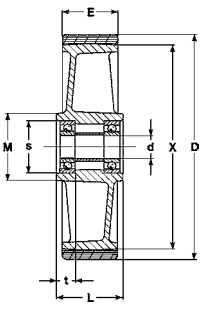

CUSCINETTO A RULLINI - ROLLER BEARING - ROLLENKORBLAGER - ROULEMENT Á ROULEAUX - COJINETE A RODILLOS

Art. N.	8301	8303	8305	8306	8309	8311	8317	8320	8326	8327	8330	8331	8340	–
X	68	66	87	86	110	100	134	140	157	140	184	184	190	–
d	12	15	15	15	15	20	20	20	20	20	20	25	25	–
L	30	40	40	40	40	60	50	60	50	60	60	60	70	–
M	33	43	42	43	42	55	55	55	55	55	56	56	58	–
Kg.	150	250	200	280	250	350	400	600	550	700	800	800	1000	–

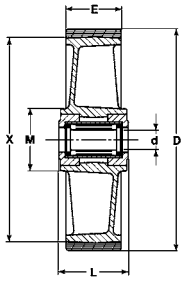

■ Un solo cuscinetto - One bearing only - Nur ein Kugellager - Un seul roulement - Unico cojinete.

LAG

TAU + P60

PESANTI - HEAVY - SCHWERLAST - LOURDES - PESADOS





Art. N.+"FV"



Art. N.+"FR"





D	**100**	**100**	**125**	**125**	**150**	**160**	**175**	**200**	**250**
E	40	40	30	50	40	50	40	50	60

SUPPORTI GIREVOLI - SWIVEL CASTORS - LENKROLLEN - ROULETTES PIVOTANTES - CONJUNTOS GIRATORIOS

Art. N.	**25855**	**25856**	**25859**	**25862**	**25866**	**25868**	**25869**	**25871**	**25873**
d	15	15	15	20	20	20	20	20	25
Art. N.	**25880**	**25881**	**25884**	**25887**	**25891**	**25893**	**25894**	**25896**	**–**
d	15	15	15	20	20	20	20	20	–

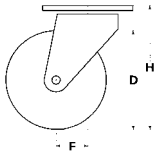

SUPPORTI FISSI - FIXED CASTORS - BOCKROLLEN - ROULETTES FIXES - CONJUNTOS FIJOS

Art. N.	**25930**	**25931**	**25934**	**25937**	**25941**	**25943**	**25944**	**25946**	**25948**
d	15	15	15	20	20	20	20	20	25
Art. N.	**25955**	**25956**	**25959**	**25962**	**25966**	**25968**	**25969**	**25971**	**–**
d	15	15	15	20	20	20	20	20	–

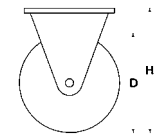

DATI TECNICI - TECHNICAL DATA - TECHNISCHE DATEN - DONNÉES TECHNIQUES - DATOS TECNICOS

H	138	139	164	174	195	208	238	250	305
AxB	105x85	135x110	135x110	135x110	135x110	135x110	135x110	135x110	135x110
axb	80x60	105x80	105x80	105x80	105x80	105x80	105x80	105x80	105x80
g	8	10	10	12	10	12	12	12	12
F	42	42	42	53	50	64	66	66	71
U	50	50	50	60	50	60	60	60	60
	FR	FR	FR	FR/FV	FR	FR/FV	FR/FV	FR/FV	FR/FV
Kg.	280	280	250	350	400	600	550	800	800

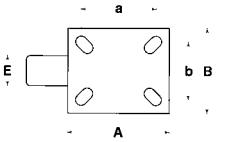

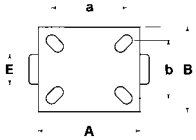

LAG

TAU + M40

MEDIO PESANTI - MEDIUM HEAVY - MITTEL SCHWERLAST - MI-LOURDES - MEDIO PESADOS





	D	**80**	**100**	**100**	**100**	**125**	**125**	**125**	**150**	**150**	**160**	**175**	**200**
	E	40	30	40	40	30	30	50	40	40	50	40	50

SUPPORTI GIREVOLI - SWIVEL CASTORS - LENKROLLEN - ROULETTES PIVOTANTES - CONJUNTOS GIRATORIOS

Art.	**N.**	**25600**	**25603**	**25605**	**25606**	**25608**	**25609**	**25612**	**25615**	**25616**	**25618**	**25619**	**25621**
	d	15	15	15	15	15	15	20	20	20	20	20	20
Art.	**N.**	**25625**	**25628**	**25630**	**25631**	**25633**	**25634**	**25637**	**25640**	**25641**	**25643**	**25644**	**25646**
	d	15	15	15	15	15	15	20	20	20	20	20	20

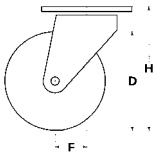

SUPPORTI FISSI - FIXED CASTORS - BOCKROLLEN - ROULETTES FIXES - CONJUNTOS FIJOS

Art.	**N.**	**25675**	**25678**	**25680**	**25681**	**25683**	**25684**	**25687**	**25690**	**25691**	**25693**	**25694**	**25696**
	d	15	15	15	15	15	15	20	20	20	20	20	20
Art.	**N.**	**25700**	**25703**	**25705**	**25706**	**25708**	**25709**	**25712**	**25715**	**25716**	**25718**	**25719**	**25721**
	d	15	15	15	15	15	15	20	20	20	20	20	20

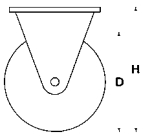

DATI TECNICI - TECHNICAL DATA - TECHNISCHE DATEN - DONNÉES TECHNIQUES - DATOS TECNICOS

	H	127	137	137	137	163	163	173	194	202	207	237	249
	AxB	105x85	105x85	105x85	135x110	105x85	135x110	135x110	135x110	135x110	135x110	135x110	135x110
	axb	80x60	80x60	80x60	105x80	80x60	105x80	105x80	105x80	105x80	105x80	105x80	105x80
	g	8	8	8	10	8	10	12	10	12	12	12	12
	F	41	41	41	41	41	41	52	48	62	62	65	65
	U	50	50	50	50	50	50	60	50	60	60	60	60
		–	FR	FR	FR	FR	FR	FR/FV	FR	FR/FV	FR/FV	FR/FV	FR/FV
	Kg.	250	200	280	280	250	250	350	300	400	450	450	450

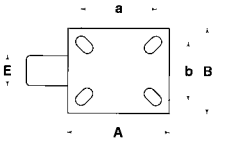

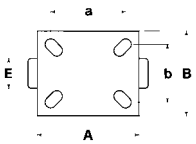

LAG
TAU + M22

MEDI - MEDIUM - MITTELLAST - MOYENNES - MEDIOS



pag. 8
Art. N.+"FR"




	D	**80**	**100**	**100**	**125**	**125**	**125**	**150**	**150**	**150**	**160**	**175**	**200**
	E	20	30	40	30	30	30	40	40	40	50	40	50

SUPPORTI GIREVOLI - SWIVEL CASTORS - LENKROLLEN - ROULETTES PIVOTANTES - CONJUNTOS GIRATORIOS

Art. N.	**26002■**	**26005**	**26006**	**26007**	**26008**	**26009**	**26015**	**26016**	**26017**	**26021**	**26025**	**26031**
d	12	15	15	15	15	15	20	20	20	20	20	20
Art. N.	**26052**	**26055**	**26056**	**26057**	**26058**	**26059**	**26065**	**26066**	**26067**	**26071**	**26075**	**26081**
d	12	15	15	15	15	15	20	20	20	20	20	20

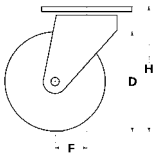

SUPPORTI FISSI - FIXED CASTORS - BOCKROLLEN - ROULETTES FIXES - CONJUNTOS FIJOS

Art. N.	**26102■**	**26105**	**26106**	**26107**	**26108**	**26109**	**26115**	**26116**	**26117**	**26121**	**26125**	**26131**
d	12	15	15	15	15	15	20	20	20	20	20	20
Art. N.	**26152**	**26155**	**26156**	**26157**	**26158**	**26159**	**26165**	**26166**	**26167**	**26171**	**26175**	**26181**
d	12	15	15	15	15	15	20	20	20	20	20	20

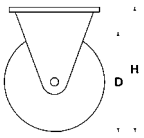

SUPPORTI GIREVOLI A FORO - SWIVEL BOLT HOLE CASTORS - RÜCKENLOCH LENKROLLEN
ROULETTES PIVOTANTES A OEIL - CONJUNTOS GIRATORIOS CON TALADRO PASADOR

Art. N. **Art. N.**	**26202FB■** –	**26205FB** –	**26206FD** –	**26207FB** –	**–** –	**26209FD** –	**–** –	**26216FD** –	**26217FE** **26217FG**	**26221FE** **26221FG**	**26225FE** **26225FG**	**26231FE** **26231FG**
d	12	15	15	15	–	15	–	20	20	20	20	20
Art. N. **Art. N.**	**26252FB** –	**26255FB** –	**26256FD** –	**26257FB** –	**–** –	**26259FD** –	**–** –	**26266FD** –	**26267FE** **26267FG**	**26271FE** **26271FG**	**26275FE** **26275FG**	**26281FE** **26281FG**
d	12	15	15	15	–	15	–	20	20	20	20	20

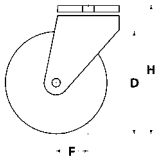

DATI TECNICI - TECHNICAL DATA - TECHNISCHE DATEN - DONNÉES TECHNIQUES - DATOS TECNICOS

	H	106	128	129	154	160	160	181	181	191	196	216	240
	AxB	102x83	102x83	102x83	102x83	102x83	135x110	102x83	135x110	135x110	135x110	135x110	135x110
	axb	80x60	80x60	80x60	80x60	80x60	105x80	80x60	105x80	105x80	105x80	105x80	105x80
	g	8	8	8	8	8	10	8	10	10	10	10	10
	g		**FB**=10-12				**FD**=12-14				**FE**=12 / **FG**=16-18		
	F	33	37	46	40	49	49	51	51	56	56	57	59
	U	40	40	50	40	50	50	50	50	60	60	60	60
		FR	FR	FR	FR	FR	FR	FR	FR	–	FR	FR	FR
	Kg.	120	120	200	120	200	200	200	200	300	300	300	300

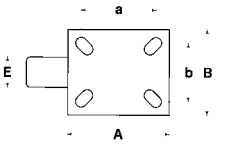

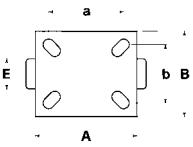

Attacco a perno filettato o liscio a richiesta - Threaded or solid stem on request - Gewindestift oder Zapfen auf Anfrage - Tige filetée ou lisse sur demande - Espiga roscada o lisa sobre demanda.
■ Un solo cuscinetto - One bearing only - Nur ein Kugellager - Un seul roulement - Unico cojinete.

GHISA + POLIURETANO COLATO

– Rivestimento in poliuretano colato, durezza 95±3 Shore A
– Nucleo in ghisa, strutturato per carichi molto elevati, verniciato.
– Ottima scorrevolezza e silenziosità; elevata resistenza all'abrasione, alla lacerazione, agli oli e ai grassi.
– Temperatura di impiego: -30°C / +80°C.
– Mozzo con: cuscinetti a sfere di precisione, schermati.

CAST IRON + CAST POLYURETHANE

– Cast polyurethane coating, hardness 95±3 Shore A.
– Core in cast iron suitable for heavy and extra heavy loads; painted
– Excellent smooth and noiseless running; high resistance to abrasion, wear and tear, oils and greases.
– Temperature range: -30°C / +80°C (-22°F / +176°F).
– Hub with: shielded precision ball bearings.

GUSSEISEN + POLYURETHAN (GEGOSSEN)

– Beschichtung aus gegossenem Polyurethan, Härte 95±3 Shore A.
– Radkern aus lackiertem Gusseisen für schwere und extraschwere Lasten.
– Sehr hohe Tragkraft, minimaler Rollwiderstand, geräuschloser Lauf, hohe Abrieb- und Reißfestigkeit; gegen Fette und Öle beständig.
– Arbeitstemperatur: -30°C / +80°C.
– Lagerung: abgeschirmte Präzisions-Rillenkugellager.

D	**80**	**82**	**82**	**100**	**100**	**100**	**100**	**125**	**125**	**125**	**140**	**140**	**150**	**150**	**150**	**150**	**150**
E	20	28	34	30	30	40	50	30	40	50	60	60	30	40	50	50	50

CUSCINETTI A SFERE DI PRECISIONE - PRECISION BALL BEARINGS - PRÄZISIONS-RILLENKUGELLAGER
ROULEMENTS À BILLES DE PRÉCISION - COJINETES A BOLAS DE PRECISION

Art. N.	**7001■**	**7002**	**7003**	**7004**	**7005**	**7007**	**7006●**	**7009**	**7010**	**7014**	**7011**	**7012**	**7013**	**7016**	**7019**	**7020**	**7021**
X	66	60	62	84	84	82	70	108	101	106	115	115	131	131	131	131	131
d	12	12	12	15	15	20	20	15	20	20	25	25	15	20	20	20	25
s	32	32	32	35	35	47	47	35	47	47	52	52	35	47	47	47	52
t	14	11,1	11,1	11	12,2	14,1	17	12,2	17	17	15	22	12,2	17	17	17	17
V	–	26	32	30	38	40	44	38	44	44	68	54	38	44	44	54	56
L	18	28	34	30	40	40	50	40	50	50	68	68	40	50	50	60	60
M	40	42	41	46	45	60	70	46	59	60	69	69	46	60	62	61	69
Kg.	150	220	270	300	300	350	450	330	400	480	700	700	400	500	700	700	700

■ Un solo cuscinetto - One bearing only - Nur ein Kugellager - Un seul roulement - Unico cojinete.
● Nucleo in acciaio - Steel wheel centre - Stahlradkörper - Corps de roue en acier - Núcleo en acero.



FONTE + POLYURETHANE COULÉ

- Bandage en polyuréthane coulé, dureté 95±3 Shore A.
- Corps en fonte nervuré, peinte.
- Pour charges très lourdes; très faible résistance au roulement; silencieuse; très élevée résistance à l'usure, aux déchirures, aux huiles et aux graisses.
- Température d'emploi: -30°C / +80°C (-22°F / +176°F).
- Moyeu avec: roulements à billes de précision, protégés.

HIERRO FUNDIDO + POLIURETANO COLADO

- Revestimiento en poliuretano colado, dureza 95±3 Shore A.
- Núcleo en hierro fundido, estructurado para cargas extra elevadas, pintado.
- Óptima facilidad de rodadura y silenciosidad; elevada resistencia a la abrasión, al desgarramiento, a los aceites y grasas.
- Temperatura de empleo : -30°C / +80°C (-22°F / +176°F).
- Cubo con: cojinetes a bolas de precisión, protegidos.

175	**200**	**200**	**200**	**200**	**250**	**250**	**250**	**250**	**300**	**300**	**400**	**400**	**500**	**500**
40	40	50	50	80	50	60	80	80	70	100	100	100	100	100

7025	**7028**	**7030**	**7031**	**7033**	**7035**	**7037**	**7038**	**7039**	**7041**	**7044**	**7047**	**7048**	**7053●**	**7054●**
154	177	177	177	161	225	224	214	214	273	250	350	350	432	432
20	20	20	25	30	25	25	30	35	35	40	40	50	40	50
47	47	47	52	62	52	52	62	62	72	80	90	90	90	90
17	17	17	17	16,1	17	16	16,1	16,1	18,4	19	23	23	23	23
44	44	54	56	80	56	71	90	87	70	119	120	114	120	114
50	50	60	60	80	60	72,5	90	90	72,5	120	120	120	120	120
60	61	61	66	84	68	78	92	92	102	113	132	132	114	114
650	800	1000	1000	1400	1200	1400	1800	1800	2200	2800	3200	3200	3700	3700

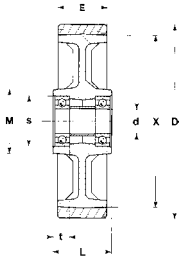

LAG

ZETA + G80

GEMELLATI - TWIN WHEELS - ZWILLINGSRÄDER - ROUES JUMELÈES - RUEDAS GEMELAS

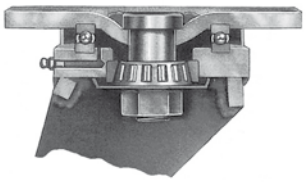





	D	**100**	**100**	**125**	**150**	**150**	**200**	**250**	**250**	**300**	**300**	**400**
	E	30+30	50+50	40+40	40+40	50+50	50+50	60+60	80+80	70+70	100+100	100+100

SUPPORTI GIREVOLI - SWIVEL CASTORS - LENKROLLEN - ROULETTES PIVOTANTES - CONJUNTOS GIRATORIOS

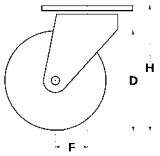

Art.	**N.**	**7470**	**7450●**	**7471❍**	**7472❍**	**7473❍**	**7474❍**	**7476❍**	**7477❍**	**7478❍**	**7479❍**	**7452❍**
	d	15	20	20	20	20	25	25	35	35	40	50

SUPPORTI FISSI - FIXED CASTORS - BOCKROLLEN - ROULETTES FIXES - CONJUNTOS FIJOS

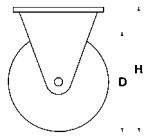

Art.	**N.**	**7480**	**7460●**	**7481**	**7482**	**7483**	**7484**	**7486**	**7487❑**	**7488**	**7489▲**	**7462◆**
	d	15	20	20	20	20	25	25	35	35	40	50

DATI TECNICI - TECHNICAL DATA - TECHNISCHE DATEN - DONNÉES TECHNIQUES - DATOS TECNICOS

	H	140	147	197	210	210	270	323	356	380	400	564
	AxB	135x110	135x110	200x160	200x160	200x160	255x205	255x205	255x205	255x205	255x2055	255x205
	axb	105x80	105x80	160x120	160x120	160x120	210x160	210x160	210x160	210x160	210x160	210x160
	g	12	12	14	14	14	16	16	16	16	18	20
	F	55	55	60	60	60	70	82	90	90	90	90
	U	73	105	105	105	105	126	153	100+100	153	132+132	132+132
	N	66	102	92	91	102	111	135	192	146	247	252
	Kg.	600	900	800	1000	1400	2000	2800	3500	3500	4500	6200

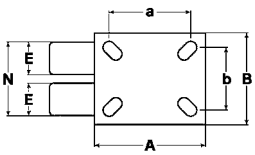

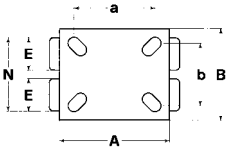

❍ Bloccaggio direzionale a richiesta - Directional lock on request - Richtungsfeststeller auf Anfrage - Blocage directionnel sur demande - Bloqueo direccional sobre demanda.

❑ AxB = 255x245 ▲ AxB = 255x310 ♦ AxB = 255x340 / ● Nucleo in acciaio - Steel wheel centre - Stahlradkörper - Corps de roue en acier - Núcleo en acero.

LAG
ZETA + E70

EXTRA PESANTI - EXTRA HEAVY - EXTRA SCHWERLAST - EXTRA LOURDES - EXTRA PESADOS




Art. N.+"FV"







D	**82**	**82**	**100**	**100**	**125**	**125**	**150**	**150**	**175**	**200**	**250**	**250**	**300**	**300**	**400**	
E	70	100	30	50	40	50	40	50	40	50	50	60	70	100	100	

SUPPORTI GIREVOLI - SWIVEL CASTORS - LENKROLLEN - ROULETTES PIVOTANTES - CONJUNTOS GIRATORIOS

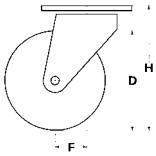

Art. N.	**7405●**	**7409●**	**7305**	**7306●**	**7310**	**7312**	**7316**	**7321**	**7325**	**7331**	**7335**	**7337**	**7341**	**7344 ❍**	**7346**
d	20	20	15	20	20	20	20	20	20	20	25	25	35	40	40

SUPPORTI FISSI - FIXED CASTORS - BOCKROLLEN - ROULETTES FIXES - CONJUNTOS FIJOS

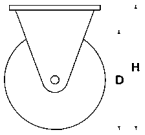

Art. N.	**7425●**	**7429●**	**7355**	**7356●**	**7360**	**7362**	**7366**	**7371**	**7375**	**7381**	**7385**	**7387**	**7391**	**7394**	**7396**
d	20	20	15	20	20	20	20	20	20	20	25	25	35	40	40

DATI TECNICI - TECHNICAL DATA - TECHNISCHE DATEN - DONNÉES TECHNIQUES - DATOS TECNICOS

H	131	138	145	160	172	172	195	202	239	251	307	307	350	380	505
AxB	135x110	135x110	105x85	135x110	135x110	135x110	135x110	135x110	135x110	135x110	200x160	200x160	200x160	255x205	255x205
axb	105x80	105x80	80x60	105x80	105x80	105x80	105x80	105x80	105x80	105x80	160x120	160x120	160x120	210x160	210x160
g	12	12	8	10	10	10	10	12	12	12	14	14	14	16	18
F	55	55	40	50	50	50	55	65	70	70	85	85	93	90	90
U	73	105	40	50	50	50	50	60	60	60	76	76	76	153	153
	–	–	–	–	–	–	–	FV	FV	FV	–	–	–	–	–
Kg.	700	1000	300	450	400	480	500	700	650	1000	1200	1400	1800	2800	3200

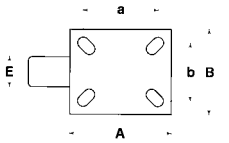

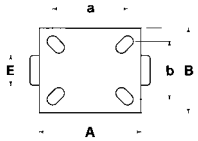

● Nucleo in acciaio - Steel wheel centre - Stahlradkörper - Corps de roue en acier - Núcleo en acero.
❍ Bloccaggio direzionale a richiesta - Directional lock on request - Richtungsfeststeller auf Anfrage - Blocage directionnel sur demande - Bloqueo direccional sobre demanda.

LAG

ZETA + P60

PESANTI - HEAVY - SCHWERLAST - LOURDES - PESADOS



Art. N.+"FV"


Art. N.+"FR"





	D	**80**	**100**	**100**	**100**	**125**	**125**	**150**	**150**	**175**	**200**	**200**	**250**
	E	50	40	50	50	40	50	40	50	40	40	50	50

SUPPORTI GIREVOLI - SWIVEL CASTORS - LENKROLLEN - ROULETTES PIVOTANTES - CONJUNTOS GIRATORIOS

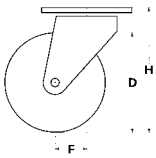

Art.	**N.**	**23850●**	**23853**	**23855●**	**23856●**	**23859**	**23861**	**23866**	**23867**	**23869**	**23871**	**23872**	**23874**
	d	20	20	20	20	20	20	20	20	20	20	20	25

SUPPORTI FISSI - FIXED CASTORS - BOCKROLLEN - ROULETTES FIXES - CONJUNTOS FIJOS

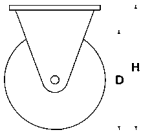

Art.	**N.**	**23925●**	**23928**	**23930●**	**23931●**	**23934**	**23936**	**23941**	**23942**	**23944**	**23946**	**23947**	**23949**
	d	20	20	20	20	20	20	20	20	20	20	20	25

DATI TECNICI - TECHNICAL DATA - TECHNISCHE DATEN - DONNÉES TECHNIQUES - DATOS TECNICOS

	H	128	138	138	139	164	164	195	203	238	250	250	305
	AxB	105x85	105x85	105x85	135x110	135x110	135x110	135x110	135x110	135x110	135x110	135x110	135x110
	axb	80x60	80x60	80x60	105x80	105x80	105x80	105x80	105x80	105x80	105x80	105x80	105x80
	g	8	8	8	10	10	10	10	12	12	12	12	12
	F	42	42	42	42	42	42	50	64	66	66	66	71
	U	50	50	50	50	50	50	50	60	60	60	60	60
		–	FR	FR	FR	FR	FR	FR	FR/FV	FR/FV	FR/FV	FR/FV	FR/FV
	Kg.	450	350	450	450	400	450	450	700	650	800	850	800

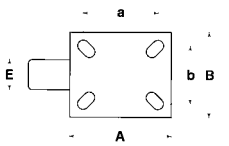

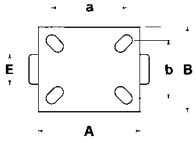

● Nucleo in acciaio - Steel wheel centre - Stahlradkörper - Corps de roue en acier - Núcleo en acero.

LAG

ZETA + M40

MEDIO PESANTI - MEDIUM HEAVY - MITTEL SCHWERLAST - MI-LOURDES - MEDIO PESADOS

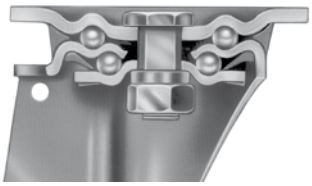



	D	**100**	**100**	**100**	**125**	**125**	**125**	**150**	**175**	**200**	**200**	**250**
	E	30	40	40	30	30	50	30	40	40	50	50

SUPPORTI GIREVOLI - SWIVEL CASTORS - LENKROLLEN - ROULETTES PIVOTANTES - CONJUNTOS GIRATORIOS

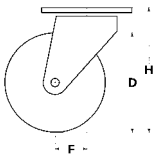

Art.	**N.**	**23603**	**23605**	**23606**	**23608**	**23609**	**23611**	**23615**	**23619**	**23621**	**23622**	**23624**
	d	15	20	20	15	15	20	15	20	20	20	25

SUPPORTI FISSI - FIXED CASTORS - BOCKROLLEN - ROULETTES FIXES - CONJUNTOS FIJOS

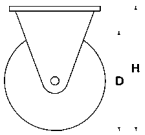

Art.	**N.**	**23678**	**23680**	**23681**	**23683**	**23684**	**23686**	**23689**	**23694**	**23696**	**23697**	**23699**
	d	15	20	20	15	15	20	15	20	20	20	25

DATI TECNICI - TECHNICAL DATA - TECHNISCHE DATEN - DONNÉES TECHNIQUES - DATOS TECNICOS

	H	137	137	137	163	163	173	194	237	249	249	304
	AxB	105x85	105x85	135x110	105x85	135x110	135x110	135x110	135x110	135x110	135x110	135x110
	axb	80x60	80x60	105x80	80x60	105x80	105x80	105x80	105x80	105x80	105x80	105x80
	g	8	8	10	8	10	12	10	12	12	12	12
	F	41	41	41	41	41	52	48	65	65	65	69
	U	50	50	50	50	50	60	50	60	60	60	60
		FR	FR	FR	FR	FR	FR/FV	FR	FR/FV	FR/FV	FR/FV	FR/FV
	Kg.	300	300	300	300	300	450	300	450	450	450	450

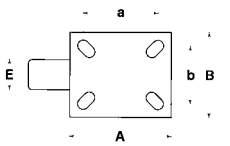

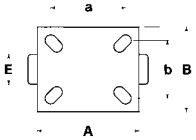

LAG

ZETA + M22

MEDI - MEDIUM - MITTELLAST - MOYENNES - MEDIOS



pag. 8
Art. N.+"FR"




	D	**80**	**82**	**100**	**100**	**125**	**125**	**150**	**150**	**150**	**175**	**200**
	E	20	28	30	30	30	30	30	30	40	40	40

SUPPORTI GIREVOLI - SWIVEL CASTORS - LENKROLLEN - ROULETTES PIVOTANTES - CONJUNTOS GIRATORIOS

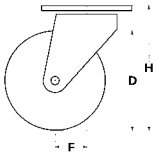

Art.	**N.**	**24001■**	**24002**	**24005**	**24004**	**24008**	**24009**	**24012**	**24013**	**24016**	**24025**	**24029**
	d	12	12	15	15	15	15	15	15	20	20	20

SUPPORTI FISSI - FIXED CASTORS - BOCKROLLEN - ROULETTES FIXES - CONJUNTOS FIJOS

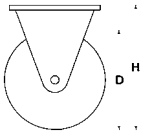

Art.	**N.**	**24101■**	**24102**	**24105**	**24104**	**24108**	**24109**	**24112**	**24113**	**24116**	**24125**	**24129**
	d	12	12	15	15	15	15	15	15	20	20	20

SUPPORTI GIREVOLI A FORO - SWIVEL BOLT HOLE CASTORS - RÜCKENLOCH LENKROLLEN
ROULETTES PIVOTANTES A OEIL - CONJUNTOS GIRATORIOS CON TALADRO PASADOR

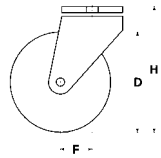

Art.	**N.**	**24201FB■**	**24202FB**	**24205FB**	**24204FD**	**–**	**24209FD**	**–**	**24213FD**	**24216FD**	**24225FE**	**24229FE**
Art.	**N.**	**–**	**–**	**–**	**–**	**–**	**–**	**–**	**–**	**–**	**24225FG**	**24229FG**
	d	12	12	15	15	–	15	–	15	20	20	20

DATI TECNICI - TECHNICAL DATA - TECHNISCHE DATEN - DONNÉES TECHNIQUES - DATOS TECNICOS

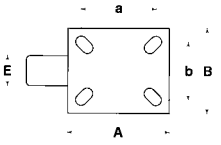

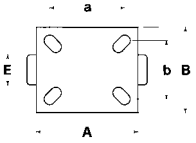

	H	106	107	128	129	160	160	181	181	181	216	240
	AxB	102x83	102x83	102x83	102x83	102x83	135x110	102x83	135x110	135x110	135x110	135x110
	axb	80x60	80x60	80x60	80x60	80x60	105x80	80x60	105x80	105x80	105x80	105x80
	g	8	8	8	8	8	10	8	10	10	10	10
	g		**FB**=10-12				**FD**=12-14			**FE**=12 / **FG**=16-18		
	F	33	33	37	46	49	49	51	51	51	57	59
	U	40	40	40	50	50	50	50	50	50	60	60
		FR	FR	FR	FR	FR	FR	FR	FR	FR	FR	FR
	Kg.	120	120	120	200	200	200	200	200	200	300	300

Attacco a perno filettato o liscio a richiesta - Threaded or solid stem on request - Gewindestift oder Zapfen auf Anfrage - Tige filetée ou lisse sur demande - Espiga roscada o lisa sobre demanda. / ■ Un solo cuscinetto - One bearing only - Nur ein Kugellager - Un seul roulement - Unico cojinete.

LAG

ZETA + M34

SUPPORTI MOLLEGGIATI - SPRUNG CASTORS - GEFEDERTE GEHÄUSE - CHAPES COMPENSÉES - SOPORTES CON AMORTIGUADORES






	D	**100**	**100**	**100**	**125**	**125**	**150**	**200**	**200**
	E	40	40	40	40	40	40	40	50

SUPPORTI GIREVOLI - SWIVEL CASTORS - LENKROLLEN - ROULETTES PIVOTANTES - CONJUNTOS GIRATORIOS

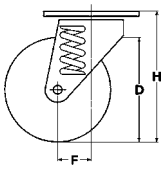

Art.	**N.**	**1400B**	**1400A**	**1401A**	**1404A**	**1405A**	**1408A**	**1410A**	**1411A**
	d	20	20	20	20	20	20	20	20

SUPPORTI FISSI - FIXED CASTORS - BOCKROLLEN - ROULETTES FIXES - CONJUNTOS FIJOS

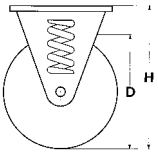

Art.	**N.**	**1430B**	**1430A**	**1431A**	**1434A**	**1435A**	**1438A**	**1440A**	**1441A**
	d	20	20	20	20	20	20	20	20

La portata nominale di questi supporti è stata assegnata pari al carico necessario a raggiungere 3/4 della freccia della molla. Assicurarsi che durante l'impiego non si raggiunga mai il fine corsa del bilanciere. L'utilizzo con carichi inferiori al precarico non causa alcun molleggio.

The nominal load capacity of these forks has been set at 3/4 of the spring's maximum deflection. The application must not cause the equalizer to reach upper limit. Application with loads smaller than that of the pre-tensioning will not cause deflection of the equalizer.

Die Tragfähigkeit dieser Gehäusen ist bis 3/4 des höchsten Federlaufes gelegt. Bei der Anwendung soll der Schwinghebel bis zum höchsten Federlauf nicht ankommen. Die Anwendung mit Belastungen unter dem Federvordruck wird keine Federung im Schwinghebel verursachen.

La charge admissibile de ces chapes est fixèe à 3/4 de la course maximale du ressort. S'assurer qu'à l'utilisation le balancier ne dépasse pas la course maximale du ressort. L'utilisation avec une charge inférieure à la pre-charge du ressort ne donne lieu à aucune suspension.

La capacidad de carga de estos soportes ha sido fijada a la par de la carga necesaria a alcanzar los 3/4 del desplazamiento máximo del resorte. Asegurarse que durante el empleo nunca se alcanze el fin de carrera del balancin. El empleo con cargas inferiores a la precarga no produce alguna suspensión.

DATI TECNICI - TECHNICAL DATA - TECHNISCHE DATEN - DONNÉES TECHNIQUES - DATOS TECNICOS

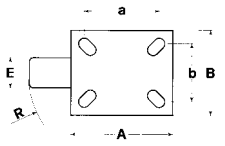

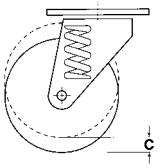

	H	171	171	171	207	207	233	274	274
	AxB	105x85	105x85	135x110	105x85	135x110	135x110	135x110	135x110
	axb	80x60	80x60	105x80	80x60	105x80	105x80	105x80	105x80
	g	10	10	12	10	12	12	12	12
	F	30	30	30	32	32	43	57	57
	U	50	50	50	50	50	60	60	60
	R	93	93	93	113	113	140	182	183
	daN	40	50	50	90	90	90	85	85
	C	25	25	25	25	25	28	32	32
	Kg.	130	170	170	200	200	220	260	260



GHISA

- Ruota in ghisa, verniciata.
- Fascia bombata tornita.
- Massima scorrevolezza, portate molto elevate.
- Mozzo con: cuscinetti a sfere di precisione, schermati; foro passante lavorato.

CAST IRON

- Cast iron wheel, painted.
- Round-machined tread.
- Excellent smooth running; suitable for extra heavy loads.
- Hub with: shielded precision ball bearings; machined plain bore.

FONTE

- Roue en fonte, peinte.
- Bande de roulement usinée arrondie.
- Très faible résistance au roulement; pour charges très lourdes.
- Moyeu avec: roulements à billes de précision, protégés; alésage lisse usiné.

GUSSEISEN

- Lackiertes Gusseisen Rad.
- Ballig-überdrehte Lauffläche.
- Minimaler Rollwiderstand; zu sehr hohe Lasten geeignet
- Lagerung: abgeschirmte Präzisions-Rillenkugellager; nachgedrehtes Gleitlager.

HIERRO FUNDIDO

- Rueda en hierro fundido, pintada.
- Banda de rodadura torneada redondeada.
- Máxima facilidad de rodadura, para cargas muy elevadas
- Cubo con: cojinetes a bolas de precisión, protegidos; agujero liso torneado.

	D	**80**	**100**	**130**	**150**	**150**	**175**	**200**
	E	30	30	40	38	55	48	50

CUSCINETTI A SFERE DI PRECISIONE - PRECISION BALL BEARINGS - PRÄZISIONS-RILLENKUGELLAGER
ROULEMENT À BILLES DE PRÉCISION - COJINETES A BOLAS DE PRECISION

Art. N.	–	**1000**	**1001**	**1003**	**1002**	**1004**	**1005**
d	–	15	15	20	20	25	25
s	–	35	35	47	47	52	52
t	–	11,5	12,2	14,5	14,5	15,5	17
V	–	30	37	37	54	47	56
L	–	30	40	38	55	48	60
M	–	45	50	60	63	67	69
Kg.	–	500	700	1000	1200	1200	1500

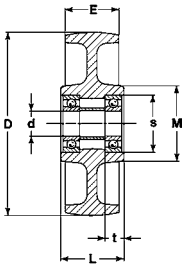

FORO PASSANTE - PLAIN BORE - GLEITLAGER - ALÉSAGE LISSE - AGUJERO LISO

Art. N.	**1009**	**1010**	**1011**	**–**	**1012**	**–**	**1015**
d	12	15	15	–	20	–	25
L	40	40	50	–	60	–	60
M	26	28	40	–	50	–	48
Kg.	250	500	700	–	1200	–	1500

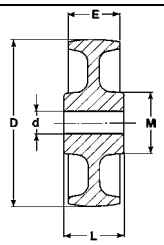

Non idoneo per impiego con freno - Not suitable for use with brake - Für Feststeller-Anwendung nicht geeignet - Pas indiqué pour l'application du frein - No apto para uso con freno.

LAG

Q + E70

EXTRA PESANTI - EXTRA HEAVY - EXTRA SCHWERLAST - EXTRA LOURDES - EXTRA PESADOS







	D	**100**	**130**	**150**	**150**	**175**	**200**
	E	30	40	38	55	48	50

SUPPORTI GIREVOLI - SWIVEL CASTORS - LENKROLLEN - ROULETTES PIVOTANTES - CONJUNTOS GIRATORIOS

Art. N.	**6020**	**6021**	**6023**	**6022**	**6024**	**6025**
d	15	15	20	20	25	25
Art. N.	**6030**	**6031**	**–**	**6032**	**–**	**6035**
d	15	15	–	20	–	25

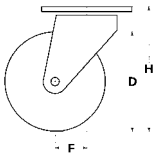

SUPPORTI FISSI - FIXED CASTORS - BOCKROLLEN - ROULETTES FIXES - CONJUNTOS FIJOS

Art. N.	**6040**	**6041**	**6043**	**6042**	**6044**	**6045**
d	15	15	20	20	25	25
Art. N.	**6050**	**6051**	**–**	**6052**	**–**	**6055**
d	15	15	–	20	–	25

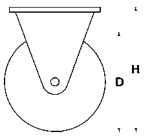

DATI TECNICI - TECHNICAL DATA - TECHNISCHE DATEN - DONNÉES TECHNIQUES - DATOS TECNICOS

H	145	174	195	202	239	251
AxB	105x85	135x110	135x110	135x110	135x110	135x110
axb	80x60	105x80	105x80	105x80	105x80	105x80
g	8	10	10	12	12	12
F	40	50	55	65	70	70
U	40	50	50	60	60	60
Kg.	300	500	500	1000	1000	1000

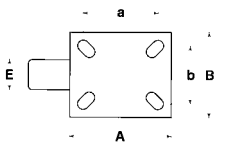

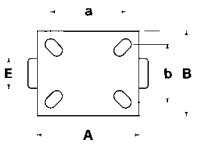

Non idoneo per impiego con freno - Not suitable for use with brake - Für Feststeller-Anwendung nicht geeignet - Pas indiqué pour l'application du frein - No apto para uso con freno.

Serie

Q

Q + P60

PESANTI - HEAVY - SCHWERLAST - LOURDES - PESADOS







D	**80**	**100**	**100**	**150**	**150**	**175**	**200**	
E	30	30	30	38	55	48	50	

SUPPORTI GIREVOLI - SWIVEL CASTORS - LENKROLLEN - ROULETTES PIVOTANTES - CONJUNTOS GIRATORIOS

Art. N.	**–**	**1060**	**1061**	**1063**	**1062**	**1064**	**1065**
d	–	15	15	20	20	25	25
Art. N.	**1068**	**1070**	**1071**	**–**	**1072**	**–**	**1075**
d	12	15	15	–	20	–	25

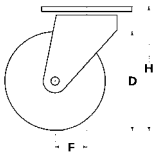

SUPPORTI FISSI - FIXED CASTORS - BOCKROLLEN - ROULETTES FIXES - CONJUNTOS FIJOS

Art. N.	**–**	**1080**	**1081**	**1083**	**1082**	**1084**	**1085**
d	–	15	15	20	20	25	25
Art. N.	**1088**	**1090**	**1091**	**–**	**1092**	**–**	**1095**
d	12	15	15	–	20	–	25

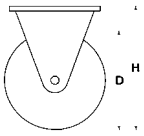

DATI TECNICI - TECHNICAL DATA - TECHNISCHE DATEN - DONNÉES TECHNIQUES - DATOS TECNICOS

H	128	138	139	203	203	238	250
AxB	105x85	105x85	135x110	135x110	135x110	135x110	135x110
axb	80x60	80x60	105x80	105x80	105x80	105x80	105x80
g	8	8	10	12	12	12	12
F	42	42	42	64	64	66	66
U	50	50	50	60	60	60	60
Kg.	250	450	450	850	850	850	850

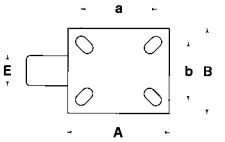

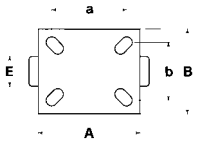

Non idoneo per impiego con freno - Not suitable for use with brake - Für Feststeller-Anwendung nicht geeignet - Pas indiqué pour l'application du frein - No apto para uso con freno.



GHISA

- Ruota Decauville in ghisa, verniciata.
- Fascia tornita piana.
- Scorrimento su binari o profilati rettangolari; massima scorrevolezza; portate molto elevate.
- Mozzo con cuscinetti a sfere schermati.

CAST IRON

- Single flanged cast iron wheel, painted.
- Flat-machined tread.
- For applications on rails or rectangular profiles; excellent smooth running; suitable for extra heavy loads.
- Hub with: shielded precision ball bearings.

FONTE

- Roue Decauville en fonte, peinte.
- Bande de roulement usinée plate.
- Pour emploi sur rails ou profiles rectangulaires; très faible résistance ou roulement; pour charges très éleves.
- Moyeu avec: roulements à billes de précision, protégés.

GUSSEISEN

- Spurkranz lackiertes Gusseisen Rad.
- Eben-überdrehte Lauffläche.
- Zur Anwendung auf Schiene oder rechteckige Profile; minimaler Rollwiderstand; hohe Tragfähigkeit.
- Lagerung: abgeschirmte Präzisions-Rillenkugellager.

HIERRO FUNDIDO

- Rueda Decauville en hierro fundido, pintada.
- Banda de rodadura mecanizada plana.
- Deslizamiento en rieles o perfilados rectangulares; máxima facilidad de rodadura, para cargas muy elevadas
- Cubo con: cojinetes a bolas de precisión, protegidos.

	D	**105**	**130**	**150**	**200**	**250**	**300**
	E	20	35	40	40	45	45

CUSCINETTI A SFERE DI PRECISIONE - PRECISION BALL BEARINGS - PRÄZISIONS-RILLENKUGELLAGER
ROULEMENT À BILLES DE PRÉCISION - COJINETES A BOLAS DE PRECISION

Art.	**N.**	**1101**	**1102**	**1103**	**1105**	**1107**	**1108**
	d	15	20	20	20	25	30
	s	35	47	47	47	52	62
	t	11	14	14	14	15	16
	V	27	45	50	50	60	60
	L	27	45	50	50	60	60
	M	48	62	64	72	82	95
	Y	125	150	170	227	286	330
	y	27	45	50	50	60	60
	Kg.	250	500	750	1200	1400	1650

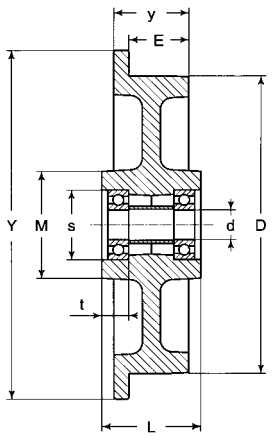



COMPOSTO TERMOPLASTICO AD ELEVATA RESISTENZA PER ALTE TEMPERATURE

- Ruota in composto speciale termoresistente.
- Elevata resistenza meccanica agli urti, massima scorrevolezza.
- Temperatura di impiego: -40°C / +270°C.
- Mozzo con: foro passante.
- Per movimentazioni manuali su pavimenti in ottimo stato.
- Portate valutate secondo EN 12527 e EN 12532 senza applicare ostacoli.

THERMOPLASTIC COMPOUND WITH EXCELLENT MECHANICAL RESISTANCE FOR HIGH TEMPERATURES

- Wheel made of special thermo resistant compound.
- Excellent shocks resistance; minimal rolling resistance.
- Temperature range: -40°C / +270°C (-40°F / +518°F).
- Hub with: plain bore.
- For manual applications over floors in perfect conditions
- Load ratings according to EN 12532 and EN 12527 without obstacles.

COMPOSÉ SPÉCIAL AVEC ÉLEVÉE RESITANCE MECANIQUE POUR HAUTES TEMPÉRATURES

- Roue en composé spécial thermorésistant.
- Très bonne résistance aux chocs; très faible résistance au roulement.
- Température d'emploi: -40°C / + 270°C (-40°F / +518°F).
- Moyeu avec: alésage lisse.
- Pour utilisation manuelle sur sols en très bon état.
- Charges admissibles définies selon EN 12532 et EN 12527 sans obstacles.

THERMOPLASTISCHE VERBINDUNG MIT HOHE MECHANISCHER BESTÄNDIGKEIT FÜR HOHE TEMPERATUREN

- Rad aus hitzebeständigem sonder Kunststoff für Anwendung zu hohe Temperaturen.
- Hohe Stossfestigkeit und sehr leichter Lauf.
- Arbeitstemperatur: -40°C / +270°C.
- Lagerung: Gleitlager.
- Für Handbewegung auf Boden in sehr gutem Zustand.
- Tragfähigkeit nach EN 12532 und EN 12527 ohne Hindernisse festgestellt.

COMPUESTO ESPECIAL CON EXCELENTE RESISTENCIA MECÁNICA PARA EMPLEOS EN TEMPERATURAS ELEVADAS

- Rueda en compuesto especial termoresistente.
- Elevada resistencia a los golpes, máxima facilidad de rodadura.
- Temperatura de empleo: -40°C / + 270°C (-40°F / +518°F)
- Cubo con: agujero liso.
- Para desplazamientos manuales sobre pavimentaciones óptimas.
- Capacidades de carga estimadas conforme a EN 12532 y EN 12527 sin poner obstáculos.

	D	80	100	125	150	200
	E	30	30	35	45	50

FORO PASSANTE - PLAIN BORE - GLEITLAGER - ALÉSAGE LISSE - AGUJERO LISO

Art. N.	28002	28006	28010	28014	28022
d	12	12	20	20	20
L	40	40	50	60	60
M	26	25	36	37	37
Kg.	150	200	250	300	400

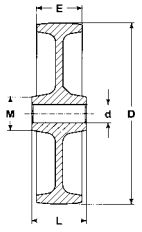

Non idoneo per impiego con freno - Not suitable for use with brake - Für Feststeller-Anwendung nicht geeignet - Pas indiqué pour l'application du frein - No apto para uso con freno.

LAG

FS + INOX20

INOX - STAINLESS - ROSTFREI - INOX - INOX





pag. 4







D	**80**	**100**	**125**	**125**	**150**	**200**	
E	30	30	35	35	45	50	

SUPPORTI GIREVOLI - SWIVEL CASTORS - LENKROLLEN - ROULETTES PIVOTANTES - CONJUNTOS GIRATORIOS

Art. N.	**28152**	**28156**	**–**	**–**	**–**	**–**	♦
d	12	12	–	–	–	–	
Art. N.	**28102**	**28106**	**28109**	**28110**	**28114**	**28122**	
d	12	12	20	20	20	20	

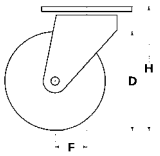

SUPPORTI FISSI - FIXED CASTORS - BOCKROLLEN - ROULETTES FIXES - CONJUNTOS FIJOS

Art. N.	**28252**	**28256**	**–**	**–**	**–**	**–**	♦
d	12	12	–	–	–	–	
Art. N.	**28202**	**28206**	**28209**	**28210**	**28214**	**28222**	
d	12	12	20	20	20	20	

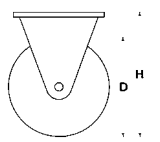

SUPPORTI GIREVOLI A FORO - SWIVEL BOLT HOLE CASTORS - RÜCKENLOCH LENKROLLEN
ROULETTES PIVOTANTES A OEIL - CONJUNTOS GIRATORIOS CON TALADRO PASADOR

Art. N.	**28352HB**	**28356HB**	**–**	**–**	**–**	**–**	♦
Art. N.	**–**	**–**	**–**	**–**	**–**	**–**	
d	12	12	–	–	–	–	
Art. N.	**28302HB**	**28306HB**	**–**	**28310HD**	**28314HE**	**28322HE**	
Art. N.	**–**	**–**	**–**	**–**	**28314HF**	**28322HF**	
d	12	12	–	20	20	20	

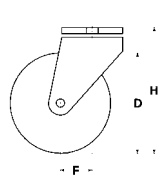

DATI TECNICI - TECHNICAL DATA - TECHNISCHE DATEN - DONNÉES TECHNIQUES - DATOS TECNICOS

H	106	128	160	160	203	240
AxB	102x83	102x83	102x83	135x110	135x110	135x110
axb	80x60	80x60	80x60	105x80	105x80	105x80
g	8	8	8	10	10	10
g		**HB**=10-12		**HD**=12-14		**HE**=12 / **HF**=16
F	33	37	49	49	57	59
U	40	40	50	50	60	60
Kg.	150	150	250	250	300	370

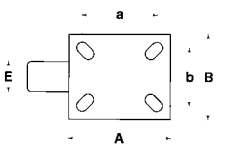

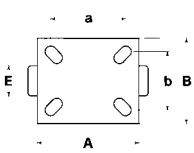

Non idoneo per impiego con freno - Not suitable for use with brake - Für Feststeller-Anwendung nicht geeignet - Pas indiqué pour l'application du frein - No apto para uso con freno.
♦ Con bussola speciale a basso attrito - With special low friction reduction bush - Mit sonder niedrige Reibungsreduktionshülse - Avec entretoise à basse friction
Con casquillo especial de basa fricción.

LAG

FS + M22

MEDI - MEDIUM - MITTELLAST - MOYENNES - MEDIOS



pag. 8




D	**80**	**100**	**125**	**125**	**150**	**200**	
E	30	30	35	35	45	50	

SUPPORTI GIREVOLI - SWIVEL CASTORS - LENKROLLEN - ROULETTES PIVOTANTES - CONJUNTOS GIRATORIOS

Art. N.	**28752**	**28756**	**-**	**-**	**-**	**-**	
d	12	12	-	-	-	-	
Art. N.	**28702**	**28706**	**28709**	**28710**	**28714**	**28722**	
d	12	12	20	20	20	20	

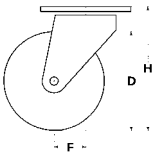

SUPPORTI FISSI - FIXED CASTORS - BOCKROLLEN - ROULETTES FIXES - CONJUNTOS FIJOS

Art. N.	**28852**	**28856**	**-**	**-**	**-**	**-**	
d	12	12	-	-	-	-	
Art. N.	**28802**	**28806**	**28809**	**28810**	**28814**	**28822**	
d	12	12	20	20	20	20	

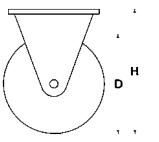

SUPPORTI GIREVOLI A FORO - SWIVEL BOLT HOLE CASTORS - RÜCKENLOCH LENKROLLEN
ROULETTES PIVOTANTES A OEIL - CONJUNTOS GIRATORIOS CON TALADRO PASADOR

Art. N.	**28952GB**	**28956GB**	**-**	**-**	**-**	**-**	
Art. N.	**-**	**-**	**-**	**-**	**-**	**-**	
d	12	12	-	-	-	-	
Art. N.	**28902GB**	**28906GB**	**-**	**28910GD**	**28914GE**	**28922GE**	
Art. N.	**-**	**-**	**-**	**-**	**28914GG**	**28922GG**	
d	12	12	-	20	20	20	

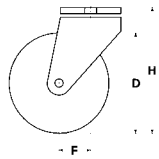

DATI TECNICI - TECHNICAL DATA - TECHNISCHE DATEN - DONNÉES TECHNIQUES - DATOS TECNICOS

H	106	128	160	160	191	240
AxB	102x83	102x83	102x83	135x110	135x110	135x110
axb	80x60	80x60	80x60	105x80	105x80	105x80
g	8	8	8	10	10	10
g	**GB**=10-12		**GD**=12-14		**GE**=12 / **GG**=16-18	
F	33	37	49	49	56	59
U	40	40	50	50	60	60
Kg.	120	120	200	200	300	300

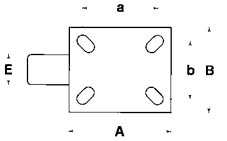

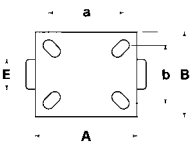

Non idoneo per impiego con freno - Not suitable for use with brake - Für Feststeller-Anwendung nicht geeignet - Pas indiqué pour l'application du frein - No apto para uso con freno.
♦ Con bussola speciale a basso attrito - With special low friction reduction bush - Mit sonder niedrige Reibungsreduktionshülse - Avec entretoise à basse friction - Con casquillo especial de basa fricción.

SUPPORTI SENZA SBRACCIO
Supporti girevoli di tipo pesante senza sbraccio e con attacco per dispositivo sterzante. Disponibili solo per ruota ∅ 200 mm. Freno per la sola ruota disponibile a richiesta.

FORKS WITHOUT OFF-SET
Heavy-duty swivel forks without offset suitable to be connected to a steering device. Available only for wheels ∅ 200 mm. Wheel brake available on request.

GEHÄUSE OHNE AUSLADUNG
Lenkgehäuse in Schwerlast-Ausführung mit Verbindungszapfen zu einem Steuerungsgerät. Nur für Rad ∅ 200 mm lieferbar. Rad-Feststeller lieferbar auf Anfrage.

CHAPES SANS DEPORT
Chapes pivotantes type lourde sans déport et avec pivot de connexion à un dispositif de braquage. Disponible uniquement pour roue ∅ 200 mm. Frein de la roue disponible sur demande.

SOPORTES SIN DESPLAZAMIENTO
Soportes giratorios tipo pesados sin despalzamiento y con enganche para dispositivo virador. Disponibles solo para ruedas ∅ 200 mm. Freno para la sola rueda disponible sobre demanda.



PARAPIEDE
Accessorio, in lamiera d'acciaio stampata e zincata, applicabile sia ai supporti girevoli che fissi; protegge i piedi dell'operatore evitandone lo schiacciamento. Disponibile per molte misure.

FOOTGARD
Accessory made of pressed zincplated steel can be assembled on swivel and fixed forks; protects the operator's feet. Available in different sizes.

FUSSSCHUTZ
Zubehör aus gepresstem und verzinktem Stahlblech kann auf sowohl Lenkgehäuse als auch Bockgehäuse ingebaut werden; schützt die Fahrer-Füße vom Quetschung. In verschieden Grossen lieferbar.

PARE-PIED
Accessoire réalisé en acier estampé et zingué peut-être monté sur chapes pivotantes et fixes; protège les pieds de l'opérateur en prévenant leur écrasement. Disponible en plusieur dimensions.

PROTECCIÓN DE PIÉ
Accesorio en chapa de acero estampada y cincada, se puede ensemblar a los soportes giratorios y fijos: protege los pies del operador evitando el aplastamiento. Disponible para diferentes medidas.



PARAFILI
Proteggono il mozzo dal filo, polvere, etc. Con trattamento superficiale identico al supporto Disponibili per le ruote delle serie D-DG-B-P-N-A-T-Z.

THREAD-GUARDS
Protect the hub from threads, dust, etc. They have the same surface treatment as the castor. They are available for the wheels of the series D-DG-B-P-N-A-T-Z.

FADENSCHÜTZE
Schützen die Nabe gegen Faden, Staub, usw. Mit dem gleichen Außen-Finish wie die Gehäuse. Für die Räder der Serien D-DG-B-P-N-A-T-Z lieferbar.

PARE-FILS
Protègent le moyeu de fils, poussier, etc. Avec la même finition de la surface que la chape. Disponibles pour les roues des séries D-DG-B-P-N-A-T-Z.

PARA-HILOS
Protegen el eje de hilos, polvo, etc. Mismo acabado de superficie del soporte. Disponibles para ruedas de las serie D-DG-B-P-N-A-T-Z.



BASTONI E TUBI IN POLIURETANO
POLYURETHANE RODS AND TUBES
BARREN UND RÖHREN AUS POLYURETHAN
BÂTONS ET TUBES EN POLYURETHANE
BARRAS Y TUBOS EN POLIURETANO

90±3 Shore A

BASTONI - RODS - BARREN - BÂTONS - BARRAS

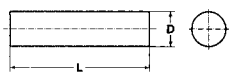

Ø D	mm	16	20	25	32	40	50	63	80	100	125
L	mm	250	250	250	500	500	500	500	500	500	500
Art.	**N.**	**S521020**	**S521030**	**S521040**	**S521050**	**S521060**	**S521070**	**S521080**	**S521090**	**S521100**	**S521110**

TUBI - TUBES - RÖHREN - TUBES - TUBOS

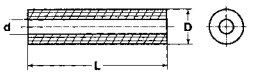

Ø D	mm	16	20	25	32	40	50	63	80	100	125
Ø d	mm	6,5	8,5	10,5	13,5	13,5	17	17	21	21	27
L	mm	250	250	250	500	500	500	500	500	500	500
Art.	**N.**	**S521330**	**S521350**	**S521370**	**S521390**	**S521410**	**S521430**	**S521450**	**S521470**	**S521490**	**S521510**

Tutti i diametri hanno tolleranze in meno - All diameters have tolerance with lower deviation - Alle Durchmesser haben Toleranz im unteren Abmass - Tous les diamètres ont tolérance en moins - Todos los diametros tienen tolerancias en menos.

RUOTE PER TRANSPALLETTES - PALLET WHEELS - GABELHUBWAGEN-LENKRÄDER
ROUES POUR TRANSPALETTES - RUEDAS PARA TRANSPALETAS

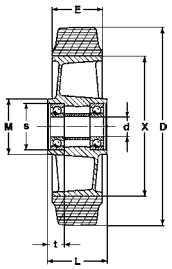

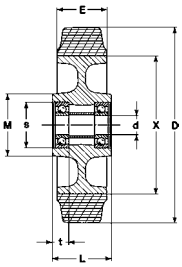

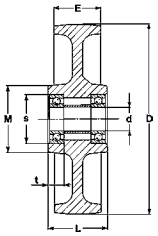


		ALLUMINIO + GOMMA ELASTICA ALUMINIUM + ELASTIC RUBBER ALUMINIUM + ELASTIK VOLLGUMMI ALUMINIUM + CAOUTCHOUC ELASTIQUE ALUMINIO + GOMA ELASTICA				POLIAMMIDE 6 + GOMMA ELASTICA POLYAMIDE 6 + ELASTIC RUBBER POLYAMID 6 + ELASTIK VOLLGUMMI POLYAMIDE 6 + CAOUTCHOUC ELASTIQUE POLIAMIDA 6 + GOMA ELASTICA				POLIAMMIDE 6 POLYAMIDE 6 POLYAMID 6 POLYAMIDE 6 POLIAMIDA 6			
	D	**180**	**180**	**200**	**200**	**180**	**180**	**200**	**200**	**175**	**175**	**200**	**200**
	E	50	50	50	50	50	50	50	50	50	50	50	50
Art.	**N.**	**2007**	**2008**	**2009**	**2010**	**30032B**	**30033B**	**30040B**	**30041B**	**4008**	**4005**	**4007**	**4006**
	X	140	140	140	140	140	140	140	140	–	–	–	–
	d	20	25	20	25	20	25	20	25	20	25	20	25
	S	47	47	47	47	47	47	47	47	47	52	47	52
	t	17	17	17	17	17	17	17	17	17	17	17	17
	V	54	50	54	50	54	50	54	50	54	56	54	56
	L	60	60	60	60	60	60	60	60	60	60	60	60
	M	55	55	55	55	63	63	63	63	69	69	63	71
	Kg.	350	350	450	450	350	350	400	400	500	500	600	600

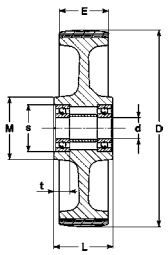

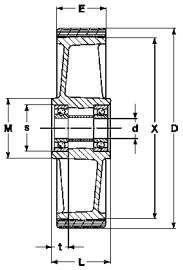

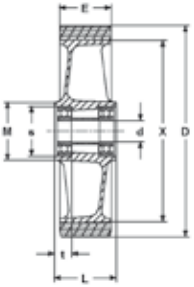


		POLIAMMIDE 6 + POLIURETANO AD INIEZIONE POLYAMIDE 6 + INJECTED POLYURETHANE POLYAMID 6 + POLYURETHAN GESPRIZT POLYAMIDE 6 + POLYURETHANE INJECTE POLIAMIDA 6 + POLIURETANO DE INYECCION		ALLUMINIO + POLIURETANO COLATO ALUMINIUM + CAST POLYURETHANE ALUMINIUM + GUSS-POLYURETHAN ALUMINIUM + POLYURETHANE COULE ALUMINIO + POLIURETANO COLADO			ALLUMINIO + POLIURETANO COLATO, DUREZZA 87 Sh.A ALUMINIUM + CAST POLYURETHANE, HARDNESS 87 Sh.A ALUMINIUM + GUSS-POLYURETHAN, HARTE 87 Sh.A ALUMINIUM + POLYURETHANE COULE, DURETE 87 Sh.A ALUMINIO + POLIURETANO COLADO, DUREZA 87 Sh.A	
	D	**200**	**200**	**180**	**200**	**200**	**200**	**200**
	E	50	50	50	50	50	50	50
Art.	**N.**	**9024**	**9025**	**8027**	**8032**	**8034**	**8032B**	**8033B**
	X	–	–	140	184	184	170	170
	d	20	25	20	20	25	20	25
	S	47	47	47	47	52	47	47
	t	17	17	17	17	17	17	17
	V	54	50	54	54	56	54	50
	L	60	60	60	60	60	60	60
	M	62	62	55	56	60	55	55
	Kg.	550	550	700	800	800	700	700

LAG

FRENO PER TRANSPALLETTES IN KIT - BRAKING KIT FOR HAND PALLET TRUCKS
BREMSEN-KIT FÜR GABELHUBWAGEN - FREIN POUR TRANSPALLETTES EN KIT
FRENO PARA TRANSPALETAS EN KIT






		POLIURETANO COLATO 87 Sh.A CAST POLYURETHANE 87 Sh.A GUSS-POLYURETHAN 87 Sh.A POLYURETHANE COULE 87 Sh.A POLIURETANO COLADO 87 Sh.A	POLIURETANO COLATO 95 Sh.A CAST POLYURETHANE 95 Sh.A GUSS-POLYURETHAN 95 Sh.A POLYURETHANE COULE 95 Sh.A POLIURETANO COLADO 95 Sh.A	GOMMA ELASTICA ELASTIC RUBBER ELASTIK VOLLGUMMI CAOUTCHOUC ELASTIQUE GOMA ELASTICA	
	D	**180**	**200**	**180**	**200**
	E	50	50	50	50
Art.	**N.**	**7996B**	**7997**	**2996**	**2997**
	B	204	204	204	204
	A	59	59	59	59
	F	8	8	8	8
	G	25	25	25	25
	Kg.	1500	1600	700	900

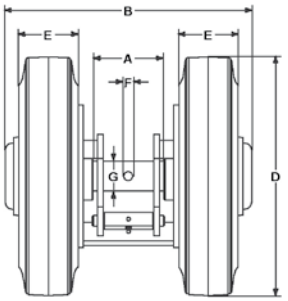

SOLO RUOTA - WHEEL ONLY - EINZELRAD - ROUE SEULE - RUEDA SOLA

Art.	**N.**	**7994B**	**7995**	**2994**	**2995**
	d	20	20	20	20
	R	115	115	115	115
	Kg.	750	800	350	450

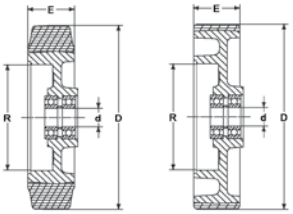

LEVA FRENO completa di filo e guaina di lunghezza 1500 mm.
BRAKING LEVER complete with wire and sheating of 1500 mm length.
BREMSEN-HANDGRIFF mit Seil und Huelle, 1500 mm lang.
POIGNÉE DE FRENAGE complète de fil et gaine de 1500 mm de long.
LEVA PARA FRENO completa con hilo y vaina de 1500 mm de largo.

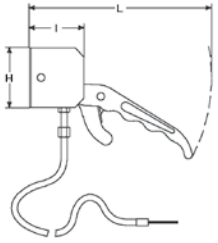



H	**I**	**L**	**Art. N.**
60	55	185	**097**

CAPPELLOTTI DI PROTEZIONE
PROTECTION CAPS
SCHUTZDECKELN
COUPPELLES DE PROTECTION
CAPSULAS DE PROTECCION

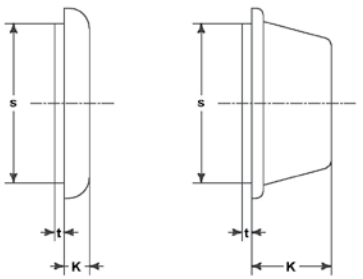

S	**t**	**K**	**Art. N.**
47	3	7,5	**P2189**
47	3	23,5	**P2189/1**

LAG

RULLI PER TRANSPALLETTES - PALLET ROLLERS - GABELROLLEN
GALETS POUR TRANSPALETTES - RODILLOS PARA TRANSPALETAS

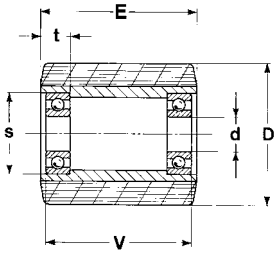



ACCIAIO + POLIURETANO COLATO
STEEL + CAST POLYURETHANE
STAHL + GUSS POLYURETHAN
ACIER + POLYURETHANE COULE
ACERO + POLIURETANO COLADO

D x E	s x t	Art.	kg			V
70x70	35x11	1529	500	15x35x11	6202-Z	70
70x100	47x16	1503	650	20x47x14	6204-Z	96
75x62	47x14,2	1506	470	20x47x14	6204-Z	61,6
75x75	47x14	1741	570	20x47x14	6204-Z	75
75x76	40x14	1528	600	17x40x12	6203-Z	72
75x95	47x14	1513	720	20x47x14	6204-Z	95
78x78	47x16	1514	750	20x47x14	6204-Z	74
80x40	47x14	1762	400	20x47x14	6204-Z	40
80x50	47x14	1515	460	20x47x14	6204-Z	50
80x54	47x12	1519	500	25x47x12	6005-Z	54
	47x14	1520	500	20x47x14	6204-Z	54
80x60	47x14	1523	550	20x47x14	6204-Z	60
80x70	47x14	1533	700	20x47x14	6204-Z	70
80x80	47x14	1534	800	20x47x14	6204-Z	80
80x90	47x14	1535	900	20x47x14	6204-Z	90
82x51	52x15	1698	500	25x52x15	6205-Z	51
82x58	47x24	1727	580	20x47x14	6204-Z	38
82x60	47x14	1768	600	20x47x14	6204-Z	60
	47x16	1552	600	20x47x14	6204-Z	56
82x70	47x12	1680	700	25x47x12	6005-Z	70
	47x16	1749	700	17x47x14	6303-Z	66
	47x16	1537	700	20x47x14	6204-Z	66
82x75	42x24	1705	750	20x42x12	6004-Z	51
	47x14	1661	750	20x47x14	6204-Z	75
82x78	47x14	1697	780	20x47x14	6204-Z	78
	52x18	1713	780	25x52x15	6205-Z	72

ACCIAIO + POLIURETANO COLATO
STEEL + CAST POLYURETHANE
STAHL + GUSS POLYURETHAN
ACIER + POLYURETHANE COULE
ACERO + POLIURETANO COLADO

D x E	s x t	Art.	kg			V
82x90	47x14	1708	900	20x47x14	6204-Z	90
82x100	47x12	1681	1000	25x47x12	6005-Z	100
	47x14	1722	1000	20x47x14	6204-Z	100
	47x16	1538	1000	20x47x14	6204-Z	96
85x40	47x14	1712	400	20x47x14	6204-Z	40
	47x14	1739	400	25x47x12	6005-Z	36
85x60	47x14	1683	600	20x47x14	6204-Z	60
	47x16	1674	600	20x47x14	6204-Z	56
85x70	47x14	1530	700	20x47x14	6204-Z	70
	47x17,5	1656	700	17x47x14	6303-Z	63
85x75	47x14	1703	750	17x47x14	6303-Z	75
	47x14	1594	750	20x47x14	6204-Z	75
	47x14	1742	750	25x47x12	6005-Z	71
85x78	47x14	1746	780	20x47x14	6204-Z	78
85x80	47x14	1532	800	20x47x14	6204-Z	80
	47x14	1700	800	25x47x12	6005-Z	76
85x90	47x14	1531	900	20x47x14	6204-Z	90
	47x14	1740	900	25x47x12	6005-Z	86
	47x17,5	1665	900	17x47x14	6303-Z	83
	47x17,5	1725	900	20x47x14	6204-Z	83
85x95	47x14	1668	950	20x47x14	6204-Z	95
	47x32	1565	950	20x47x14	6204-Z	59
85x100	47x14	1536	1000	20x47x14	6204-Z	100
	47x17,5	1673	1000	20x47x14	6204-Z	93
85x110	47x17,5	1679	1050	17x47x14	6303-Z	103
	47x32	1638	1050	20x47x14	6204-Z	74

Altre misure a richiesta - Other sizes available on request - Weitere Abmessungen auf Anfrage - Autres dimensions sur demande - Otras medidas sobre demanda.

LAG

RULLI PER TRANSPALLETTES - PALLET ROLLERS - GABELROLLEN
GALETS POUR TRANSPALETTES - RODILLOS PARA TRANSPALETAS

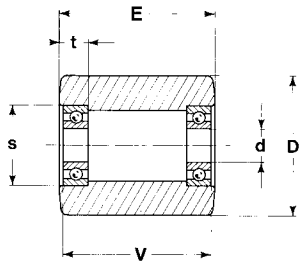



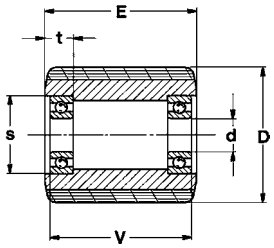



POLIAMMIDE 6
POLYAMIDE 6
POLYAMID 6
POLYAMIDE 6
POLIAMIDA 6

D x E	s x t	Art.	kg			V
39x46	17	4395	200	–	–	46
50x32	14	4396	120	–	–	34
75x66	47x14,9	4394	600	20x47x14	6204-Z	64,2
82x60	47x16	4385	600	20x47x14	6204-Z	56
82x70	47x12	4397	700	25x47x12	6005-Z	70
	47x16	4388	700	17x47x14	6303-Z	66
	47x16	4392	700	20x47x14	6204-Z	66
82x98	47x14	4383	1000	20x47x14	6204-Z	98
82x100	47x12	4398	1000	25x47x12	6005-Z	100
	47x16	4386	1000	17x47x14	6303-Z	96
	47x16	4393	1000	20x47x14	6204-Z	96
85x60	47x12	4389	600	25x47x12	6005-Z	60
85x70	47x14	4390	700	20x47x14	6204-Z	70
85x85	47x14	4399	800	20x47x14	6204-Z	85
85x90	47x14	4391	900	20x47x14	6204-Z	90
85x100	47x14	4380	1000	20x47x14	6204-Z	100

POLIAMMIDE 6 + POLIURETANO AD INIEZIONE
POLYAMIDE 6 + INJECTED POLYURETHANE
POLYAMID 6 + POLYURETHAN GESPRIZT
POLYAMIDE 6 + POLYURETHANE INJECTE
POLIAMIDA 6 + POLIURETANO DE INYECCION

D x E	s x t	Art.	kg			V
82x70	47x14	9947	500	20x47x14	6204-Z	70
	47x16	9948	500	20x47x14	6204-Z	66
	47x18	9949	500	20x47x14	6204-Z	62
82x100	47x16	9955	850	20x47x14	6204-Z	96
85x90	47x14	9965	750	20x47x14	6204-Z	90

Altre misure a richiesta - Other sizes available on request - Weitere Abmessungen auf Anfrage - Autres dimensions sur demande - Otras medidas sobre demanda.

RONDELLE PARAPOLVERE - DUST PROTECTION RINGS
STAUBDECKELN - RONDELLES PARE-POUDRE
ARANDELAS PARA-POLVO

d	S	t	Art.
20	46	4	**010**
25	46	5	**012**
25	46	7,5	**014**
25	52	3	**016**



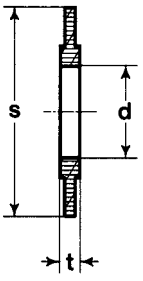

ANELLI DI RIDUZIONE PROFONDITÀ SEDI - SEAT DEPTH REDUCTION RINGS
SITZTIEFE-REDUKTIONSRINGE - ANNEAUX DE REDUCTION PROFONDEUR CAGES
ARANDELAS DE REDUCCION PROFONDIDAD CAJAS

t	Colore - Colour - Farbe - Couleur - Color	Art.
1	Grigio - Gray - Grau - Gris - Gris	**P617**
1,5	Verde - Green - Gruen - Vert - Verde	**P618**
2	Marron - Brown - Braun - Marron - Marròn	**P619**
2,5	Nero - Black - Schwarz - Noir - Nigro	**P620**
3	Bianco - Whithe - Weiss - Blanc - Blanco	**P621**

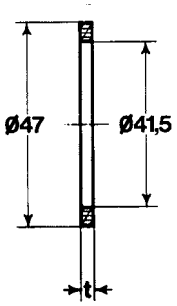

RUOTE MOTRICI IN VULKOLLAN®
VULKOLLAN® DRIVE WHEELS
VULKOLLAN®-ANTRIEBSRAEDER
ROUES MOTRICES EN VULKOLLAN®
RUEDAS MOTRIZ EN VULKOLLAN®

(Desmodur 15 - Lic. Bayer) 93±3 Shore A

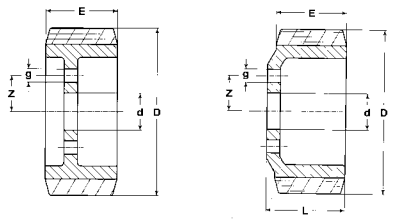



D	**215**	**230**	**230**	**250**	**250**	**250**	**343**	**343**	**406**
E/L	70/88	70/83	75	80	100	125	114	114	178/203
Art. N.	**327**	**341**	**343**	**368**	**372**	**374**	**394**	**395**	**399**
d	60	45	80	80	80	80	80	80	240
g	5 Ø11	5 Ø13	6 Ø14	5 Ø15	5 Ø18,5	5 Ø18,5	5 Ø18,5	7 Ø18,5	12 Ø13
Z	46	35	56	56	56	56	56	56	130
♦ Kg.	1230	1280	1400	1660	2020	2230	2785	2785	5300

RUOTE MOTRICI IN POLIURETANO
POLYURETHANE DRIVE WHEELS
POLYURETHAN-ANTRIEBSRAEDER
ROUES MOTRICES EN POLYURETHANE
RUEDAS MOTRIZ EN POLIURETANO

95±3 Shore A

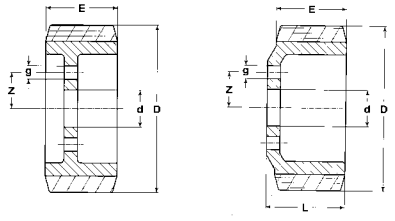



D	**215**	**220**	**230**	**230**	**230**	**230**	**250**	**250**
E/L	70/88	70/83	70/83	75/82	75	85/90	80	100
Art. N.	**527**	**533**	**541**	**542**	**543**	**547**	**568**	**572**
d	60	45	45	45	80	45	80	80
g	5 Ø11	5 Ø13	5Ø13	5 Ø13	6Ø14	5 Ø12,5	5Ø15	5Ø18,5
Z	46	35	35	35	56	35	56	56
♦ Kg.	1230	1270	1280	1400	1400	1480	1660	2020

ANELLI CILINDRICI IN VULKOLLAN®
VULKOLLAN® PRESS ON BANDS
ZILINDRISCHE VULKOLLAN®-BANDAGE
ANNEAUX CYLINDRIQUES EN VULKOLLAN®
ANILLOS CILINDRICOS EN VULKOLLAN®

(Desmodur 15 - Lic. Bayer) 93±3 Shore A

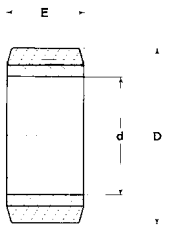



D	**180**	**180**	**200**	**200**	**200**	**250**	**260**	**300**	**310**	**343**	**343**	**345**	**350**	**350**	**350**
E	50	100	75	85	105	80	105	90	120	114	140	115	90	110	140
d	120	105	100	105	120	170	170	203	220	225	245	245	280	270	270
Art. N.	**223**	**241**	**218**	**220**	**226**	**240**	**242**	**248**	**202**	**254**	**203**	**259**	**205**	**265**	**204**
♦ Kg.	720	1370	1040	1200	1570	1495	1965	1895	2680	2535	3115	2755	2440	2875	3660

ANELLI CILINDRICI IN POLIURETANO
POLYURETHANE PRESS ON BANDS
ZILINDRISCHE POLYURETHAN-BANDAGE
ANNEAUX CYLINDRIQUES EN POLYURETHANE
ANILLOS CILINDRICOS EN POLIURETANO

95±3 Shore A

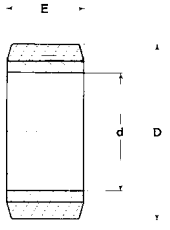



D	**150**	**150**	**160**	**180**	**180**	**180**	**200**	**200**	**230**	**230**	**250**	**250**	**250**	**300**	**343**
E	50	75	50	50	75	100	75	85	75	85	80	80	105	90	114
d	100	100	100	120	120	105	100	105	170	145	170	170	170	203	225
Art. N.	**145**	**161**	**162**	**150**	**151**	**141**	**153**	**146**	**156**	**155**	**160**	**165/S***	**171**	**158**	**179**
♦ Kg.	620	935	640	720	1080	1370	1040	1200	1380	1480	1495	1495	1960	1895	2535

* Profilo scolpito - Grove section - Geländeprofil - Profil sculpté - Perfil grabado / ♦ 6 km/h
® = Registered trademark Bayer Ag, Germany

LAG

RULLI PER TRANSPALLETTES - PALLET ROLLERS - GABELROLLEN
GALETS POUR TRANSPALETTES - RODILLOS PARA TRANSPALETAS

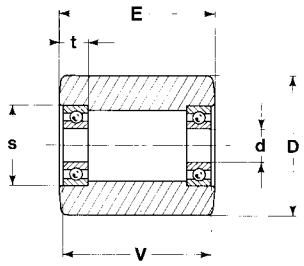



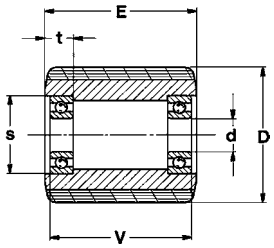



POLIAMMIDE 6
POLYAMIDE 6
POLYAMID 6
POLYAMIDE 6
POLIAMIDA 6

D x E	s x t	Art.	kg			V
39x46	17	4395	200	–	–	46
50x32	14	4396	120	–	–	34
75x66	47x14,9	4394	600	20x47x14	6204-Z	64,2
82x60	47x16	4385	600	20x47x14	6204-Z	56
82x70	47x12	4397	700	25x47x12	6005-Z	70
	47x16	4388	700	17x47x14	6303-Z	66
	47x16	4392	700	20x47x14	6204-Z	66
82x98	47x14	4383	1000	20x47x14	6204-Z	98
82x100	47x12	4398	1000	25x47x12	6005-Z	100
	47x16	4386	1000	17x47x14	6303-Z	96
	47x16	4393	1000	20x47x14	6204-Z	96
85x60	47x12	4389	600	25x47x12	6005-Z	60
85x70	47x14	4390	700	20x47x14	6204-Z	70
85x85	47x14	4399	800	20x47x14	6204-Z	85
85x90	47x14	4391	900	20x47x14	6204-Z	90
85x100	47x14	4380	1000	20x47x14	6204-Z	100

POLIAMMIDE 6 + POLIURETANO AD INIEZIONE
POLYAMIDE 6 + INJECTED POLYURETHANE
POLYAMID 6 + POLYURETHAN GESPRIZT
POLYAMIDE 6 + POLYURETHANE INJECTE
POLIAMIDA 6 + POLIURETANO DE INYECCION

D x E	s x t	Art.	kg			V
82x70	47x14	9947	500	20x47x14	6204-Z	70
	47x16	9948	500	20x47x14	6204-Z	66
	47x18	9949	500	20x47x14	6204-Z	62
82x100	47x16	9955	850	20x47x14	6204-Z	96
85x90	47x14	9965	750	20x47x14	6204-Z	90

Altre misure a richiesta - Other sizes available on request - Weitere Abmessungen auf Anfrage - Autres dimensions sur demande - Otras medidas sobre demanda.

RONDELLE PARAPOLVERE - DUST PROTECTION RINGS
STAUBDECKELN - RONDELLES PARE-POUDRE
ARANDELAS PARA-POLVO

d	S	t	Art.
20	46	4	**010**
25	46	5	**012**
25	46	7,5	**014**
25	52	3	**016**



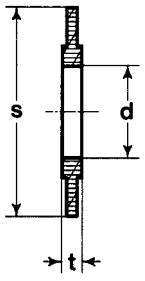

ANELLI DI RIDUZIONE PROFONDITÀ SEDI - SEAT DEPTH REDUCTION RINGS
SITZTIEFE-REDUKTIONSRINGE - ANNEAUX DE REDUCTION PROFONDEUR CAGES
ARANDELAS DE REDUCCION PROFONDIDAD CAJAS

t	Colore - Colour - Farbe - Couleur - Color	Art.
1	Grigio - Gray - Grau - Gris - Gris	**P617**
1,5	Verde - Green - Gruen - Vert - Verde	**P618**
2	Marron - Brown - Braun - Marron - Marròn	**P619**
2,5	Nero - Black - Schwarz - Noir - Nigro	**P620**
3	Bianco - Whithe - Weiss - Blanc - Blanco	**P621**

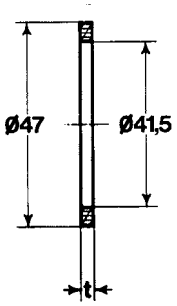

RUOTE MOTRICI IN VULKOLLAN®
VULKOLLAN® DRIVE WHEELS
VULKOLLAN®-ANTRIEBSRAEDER
ROUES MOTRICES EN VULKOLLAN®
RUEDAS MOTRIZ EN VULKOLLAN®

(Desmodur 15 - Lic. Bayer) 93±3 Shore A

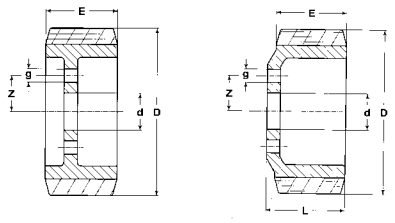



D	**215**	**230**	**230**	**250**	**250**	**250**	**343**	**343**	**406**
E/L	70/88	70/83	75	80	100	125	114	114	178/203
Art. N.	**327**	**341**	**343**	**368**	**372**	**374**	**394**	**395**	**399**
d	60	45	80	80	80	80	80	80	240
g	5 Ø11	5 Ø13	6 Ø14	5 Ø15	5 Ø18,5	5 Ø18,5	5 Ø18,5	7 Ø18,5	12 Ø13
Z	46	35	56	56	56	56	56	56	130
♦ Kg.	1230	1280	1400	1660	2020	2230	2785	2785	5300

RUOTE MOTRICI IN POLIURETANO
POLYURETHANE DRIVE WHEELS
POLYURETHAN-ANTRIEBSRAEDER
ROUES MOTRICES EN POLYURETHANE
RUEDAS MOTRIZ EN POLIURETANO

95±3 Shore A

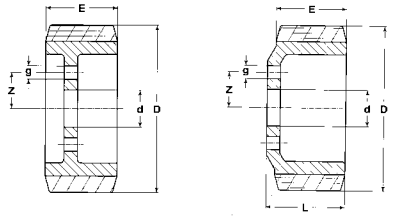



D	**215**	**220**	**230**	**230**	**230**	**230**	**250**	**250**
E/L	70/88	70/83	70/83	75/82	75	85/90	80	100
Art. N.	**527**	**533**	**541**	**542**	**543**	**547**	**568**	**572**
d	60	45	45	45	80	45	80	80
g	5 Ø11	5 Ø13	5Ø13	5 Ø13	6Ø14	5 Ø12,5	5Ø15	5Ø18,5
Z	46	35	35	35	56	35	56	56
♦ Kg.	1230	1270	1280	1400	1400	1480	1660	2020

ANELLI CILINDRICI IN VULKOLLAN®
VULKOLLAN® PRESS ON BANDS
ZILINDRISCHE VULKOLLAN®-BANDAGE
ANNEAUX CYLINDRIQUES EN VULKOLLAN®
ANILLOS CILINDRICOS EN VULKOLLAN®

(Desmodur 15 - Lic. Bayer) 93±3 Shore A

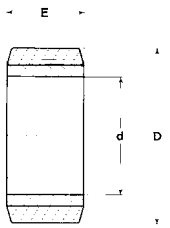



D	**180**	**180**	**200**	**200**	**200**	**250**	**260**	**300**	**310**	**343**	**343**	**345**	**350**	**350**	**350**
E	50	100	75	85	105	80	105	90	120	114	140	115	90	110	140
d	120	105	100	105	120	170	170	203	220	225	245	245	280	270	270
Art. N.	**223**	**241**	**218**	**220**	**226**	**240**	**242**	**248**	**202**	**254**	**203**	**259**	**205**	**265**	**204**
♦ Kg.	720	1370	1040	1200	1570	1495	1965	1895	2680	2535	3115	2755	2440	2875	3660

ANELLI CILINDRICI IN POLIURETANO
POLYURETHANE PRESS ON BANDS
ZILINDRISCHE POLYURETHAN-BANDAGE
ANNEAUX CYLINDRIQUES EN POLYURETHANE
ANILLOS CILINDRICOS EN POLIURETANO

95±3 Shore A

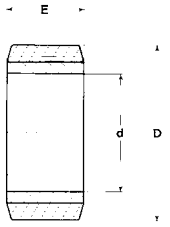



D	**150**	**150**	**160**	**180**	**180**	**180**	**200**	**200**	**230**	**230**	**250**	**250**	**250**	**300**	**343**
E	50	75	50	50	75	100	75	85	75	85	80	80	105	90	114
d	100	100	100	120	120	105	100	105	170	145	170	170	170	203	225
Art. N.	**145**	**161**	**162**	**150**	**151**	**141**	**153**	**146**	**156**	**155**	**160**	**165/S***	**171**	**158**	**179**
♦ Kg.	620	935	640	720	1080	1370	1040	1200	1380	1480	1495	1495	1960	1895	2535

* Profilo scolpito - Grove section - Geländeprofil - Profil sculpté - Perfil grabado / ♦ 6 km/h
® = Registered trademark Bayer Ag, Germany

				POLIURETANO & VULKOLLAN	POLYURETHANE & VULKOLLAN	POLYURETHAN & VULKOLLAN	POLYURÉTHANE & VULKOLLAN	POLIURETANO & VULKOLLAN
				POLIURETANO TERMOPLASTICO	THERMOPLASTIC POLYURETHANE	THERMOPLASTICHER POLYURETHAN	POLYURÉTHANE THERMOPLASTIQUE	POLIURETANO TERMOPLASTICO
				GOMMA	RUBBER	GUMMI	CAOUTCHOUC	GOMA
				POLIAMMIDE	POLYAMIDE	POLYAMID	POLYAMIDE	POLIAMIDA
				COMPATIBILITÀ CHIMICA	CHEMICAL COMPATIBILITY	CHEMISCHE BESTAENDIGKEIT	COMPATIBILITÉ CHIMIQUE	COMPATIBILIDAD QUÍMICA
- -	- -	+	+ +	Acetato di etile	Ethyl acetate	Äthylacetat	Acètate d'ethyle	Acetat de etil
- -	- -	+ +	+ +	Acetone	Acetone	Aceton	Acétone	Acetona
- -	-	+ +	- -	Acido acetico	Acetic acid	Essigsäure	Acide acétique	Acido acético
- -	- -	+	- -	Acido acetico glaciale	Acetic acid glacial	Eisessigsäure	Acide acétique glacial	Acido acético glacial
+	- -	+	- -	Acido cloridrico	Hydrochloric acid	Salzsäure	Acide chlorhydrique	Acido clorhídrico
- -	- -	+	- -	Acido cloridrico conc.	Hydrochloric acid conc.	Salzsäure Konz.	Acide chlorhydrique conc.	Acido clorhídrico
- -	/	- -	-	Acido cromico	Chromic acid	Chromsäure	Acide chromique	Acido cromico
+	+	+	- -	Acido formico	Formic acid	Ameisensäure	Acide formique	Acido fórmico
/	-	+ +	- -	Acido fosforico	Phosphoric acid	Phosphorsäure	Acide phosphorique	Acido fosfórico
/	-	+ +	-	Acido lattico	Lactic acid	Milchsäure	Acide lactique	Acido lácteo
-	- -	-	- -	Acido nitrico	Nitric acid	Salpetersäure	Acide nitrique	Acido nítrico
-	- -	-	- -	Acido solforico	Sulphuric acid	Schwefelsäure	Acide sulfurique	Acido sulfúrico
+ +	+ +	+ +	+ +	Acqua	Water	Wasser	Eau	Agua
- -	/	- -	+	Acqua di cloro	Chlorine water	Chlorwasser	Eau chlorée	Agua clorada
+ +	-	+	- -	Acqua ossigenata	Hydrogen peroxide	Wasserstoffsuperoxyd	Eau oxygénée	Agua oxigenada
- -	- -	- -	- -	Acqua regia	Aqua regia	Königswasser	Eau régale	Agua regia
+	+	+ +	+ +	Alcol etilico	Ethyl alcohol	Äthylalkohol	Alcool ethylique	Alcohol etílico
-	- -	+ +	+ +	Alcol metilico	Methyl alcohol	Methylalkohol	Alcool methylique	Alcohol metílico
- -	/	+ +	+ +	Aldeide formica	Formaldehyde	Formaldehyd	Formaldéhyde	Aldehido fórmico
- -	/	+	+	Anilina	Aniline	Anilin	Aniline	Anilina
+	- -	- -	+ +	Benzina	Gasoline	Benzin	Essence	Gasolina
- -	/	- -	- -	Bromo	Bromine	Brom	Brome	Bromo
+ +	+	+ +	+ +	Carbonato di sodio	Sodium carbonate	Natriumcarbonat	Carbonate de sodium	Carbonato de sodio
- -	- -	- -	- -	Cloro	Chlorine	Chlor	Chlore	Cloro
- -	- -	- -	+	Cloro benzene	Chlorobenzene	Chlorbenzol	Chlorebenzéne	Clorobenceno
- -	- -	- -	- -	Cloroformio	Chloroform	Chloroform	Chloroforme	Cloroformo
- -	- -	- -	+	Cloruro di metilene	Methylene dichloride	Methylenchlorid	Chlorure de méthylène	Cloruro de metileno
+	/	+ +	⊕	Cloruro di nichel	Nickel chloride	Nickelchlorid	Chlorure de nickel	Cloruro de níquel
⊕	/	+	+ +	Cloruro di sodio	Sodium chloride	Natriumchlorid	Chlorure de sodium	Cloruro de sodio
- -	/	- -	+ +	Cloruro di vinile	Vinyl chloride	Vinylchlorid	Chlorure de vinyle	Cloruro de vinilo
- -	- -	- -	- -	Cresolo	Cresols	Kresole	Crésol	Crisol
- -	- -	+ +	+ +	Dimetilformammide	Dimethylformamide	Dimethylformamid	Diméthylformamide	Dimetilformamida
+	+	- -	+ +	Esano	Hexane	Hexan	Hexane	Hexano
/	+	/	+ +	Etere di petrolio	Petroleum ether	Erdöläther	Éther de pétrole	Eter de petróleo
⊕	+ +	⊕	- -	Glicole etilenico	Ethylene glycol	Äthylenglykol	Glycol éthylénique	Etillenglicol
- -	/	+ +	+	Idrossido di potassio	Potassium hydroxide	Kaliumhydroxyd	Hydroxyde de potassium	Hidróxido de potasio
+	- -	+	+ +	Idrossido di sodio	Sodium hydroxide	Natriumhydroxyd	Hydroxide de sodium	Hidróxido de sodio
- -	-	+ +	+ +	Ipoclorito di sodio	Sodium hypochlorite	Natriumhypochlorit	Hypochlorite de sodium	Hipoclorito de sodio
+ +	+ +	+ +	+ +	Latte	Milk	Milch	Lait	Leche
- -	- -	- -	+ +	Metiletilchetone	Methylethylketone	Methyläthylketon	Méthyle éthyle cétone	Metil-etilcetona
⊕	+	+ +	+ +	Nitrato di sodio	Sodium nitrate	Natriumnitrat	Nitrate de sodium	Nitrato de sodio
+ +	+ +	- -	+ +	Oli minerali	Mineral oils	Mineralöle	Huiles minéral	Aceite mineral
+ +	/	- -	+ +	Oli vegetali	Vegetable oils	Pflanzlicheöle	Huiles végétales	Aceite vegetal
+ +	- -	- -	+ +	Olio di paraffina	Paraffin oil	Paraffinöl	Huile de paraffine	Aceite de parafina
+	⊕	- -	+ +	Olio diesel (nafta)	Diesel oil	Dieseöl	Huile diesel	Aceite diesel
+ +	/	- -	- -	Ozono	Ozone	Ozon	Ozone	Ozono
+	/	- -	+ +	Petrolio	Petrol	Erdöl	Pétrole	Petróleo
+ +	/	+	+ +	Solfato di rame	Copper sulphate	Kupfersulfat	Sulfate de cuivre	Sulfato de cobre
- -	- -	- -	+ +	Trementina	Turpentine	Terpentin	Térébenthine	Trementina
- -	- -	- -	+	Tricloroetilene (trielina)	Trichloroethylene	Trichloräthylen	Trichloréthyléne	Tricloroetileno
⊕	⊕	+	+	Vapore	Steam	Dampf	Vapeur	Vapor

+ +	Resistente	Resistant	Beständig	Résistant	Resistente
+	Discretamente resistente	Fairly resistant	Fair beständig	Moyennement résistant	Discretamente resistente
⊕	Probabilmente resistente	Probably resistant	Wahrscheinlich beständig	Probablement résistant	Probablemente resistente
-	Discretamente attaccato	Fairly attached	Wahrscheinlich angegriffen	Moyennement attaqué	Discretamente apegato
- -	Non resistente	Not resistant	Nicht beständig	Non-résistant	No resistente
/	Nessun dato	No data available	Keine Information	Pas de données	No datos



VENDITE: TEL 059.585.595 - FAX 059.585.426 - vendite@lagspa.it
SALES: TEL. +39.059.585.425 - FAX +39.059.585.426 - sales@lagspa.it
IVA/VAT/EEC ID: IT00181230368 - www.lagspa.it

LAG SpA
VIA DEL LAVORO, 17 - Z.I. LA GRAZIOSA - 41018 SAN CESARIO S/PANARO (MO) - ITALY