

Triangulation sensor (BGS)

OBT150-R100-2EP1-IO-V31

- Miniature design with versatile mounting options
- Best background suppressor in its class
- Precision object detection, almost irrespective of the color
- Extended temperature range
  -40 °C ... 60 °C
- High degree of protection IP69K
- IO-Link interface for service and process data

Triangulation sensor with background suppression

Function

The R100 series miniature optical sensors are the first devices of their kind to offer an endto- end solution in a small single standard design — from thru-beam sensor through to a distance measurement device. As a result of this design, the sensors are able to perform practically all standard automation tasks.
The entire series enables sensors to communicate via IO-Link.
The DuraBeam laser sensors are durable and can be used in the same way as a standard sensor.
The use of Multi Pixel Technology gives the standard sensors a high level of flexibility and enables them to adapt more effectively to their operating environment.

Dimensions

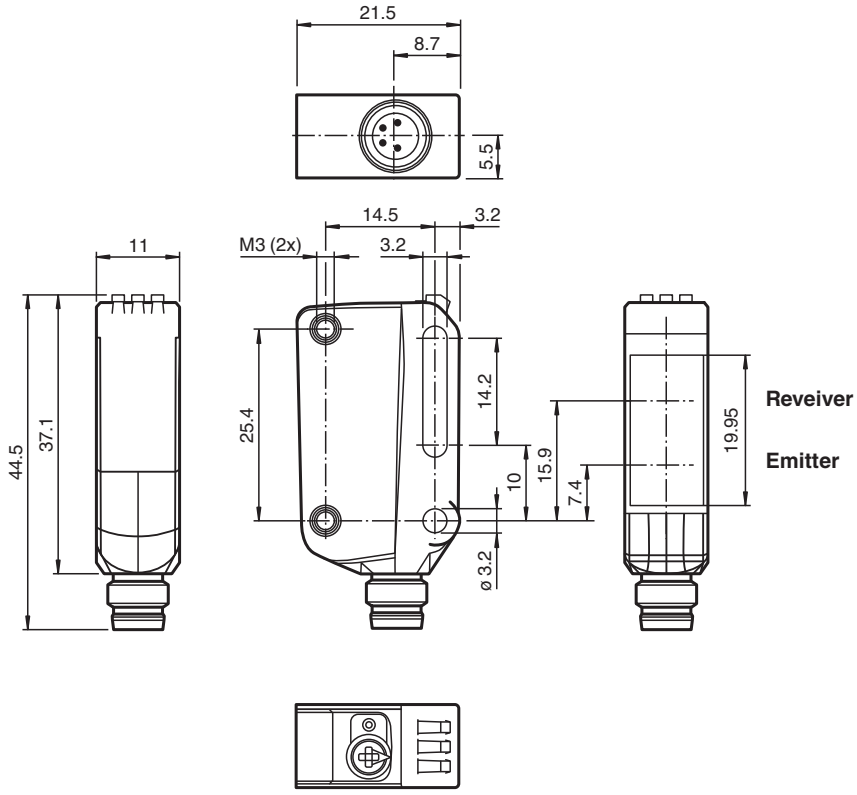

Release date: 2023-03-28 Date of issue: 2023-03-28 Filename: 267075-100503_eng.pdf

Technical Data

General specifications		
Detection range		5 ... 150 mm
Detection range min.		5 ... 25 mm
Detection range max.		5 ... 150 mm
Adjustment range		25 ... 150 mm
Reference target		standard white, 100 mm x 100 mm
Light source		LED
Light type		modulated visible red light
LED risk group labelling		exempt group
Black-white difference (6 %/90 %)		< 5 % at 150 mm
Diameter of the light spot		approx. 10 mm at a distance of 150 mm
Opening angle		approx. 3 °
Ambient light limit		EN 60947-5-2 : 40000 Lux
Functional safety related parameters		
$MTTF_d$		600 a
Mission Time (T_M)		20 a
Diagnostic Coverage (DC)		0 %
Indicators/operating means		
Operation indicator		LED green: constantly on - power on flashing (4Hz) - short circuit flashing with short break (1 Hz) - IO-Link mode
Function indicator		LED yellow: constantly on - object detected constantly off - object not detected
Control elements		Light-on/dark-on changeover switch
Control elements		Sensing range adjuster
Electrical specifications		
Operating voltage	U_B	10 ... 30 V DC
Ripple		max. 10 %
No-load supply current	I_0	< 25 mA at 24 V supply voltage
Protection class		III
Interface		
Interface type		IO-Link (via C/Q = pin 4)
IO-Link revision		1.1
Device profile		Smart Sensor
Device ID		0x11060F (1115663)
Transfer rate		COM2 (38.4 kBit/s)
Min. cycle time		2.3 ms
Process data width		Process data input 1 Bit Process data output 2 Bit
SIO mode support		yes
Compatible master port type		A
Output		
Switching type		The switching type of the sensor is adjustable. The default setting is: C/Q - Pin4: NPN normally closed / dark-on, PNP normally open / light-on, IO-Link /Q - Pin2: NPN normally open / light-on, PNP normally closed / dark-on
Signal output		2 push-pull (4 in 1) outputs, short-circuit protected, reverse polarity protected, overvoltage protected
Switching voltage		max. 30 V DC
Switching current		max. 100 mA , resistive load
Usage category		DC-12 and DC-13
Voltage drop	U_d	≤ 1.5 V DC
Switching frequency	f	500 Hz
Response time		1 ms
Conformity		

Release date: 2023-03-28 Date of issue: 2023-03-28 Filename: 267075-100503_eng.pdf

Technical Data

Communication interface	IEC 61131-9
Product standard	EN 60947-5-2
Approvals and certificates	
UL approval	E87056 , cULus Listed , class 2 power supply , type rating 1
Ambient conditions	
Ambient temperature	-40 ... 60 °C (-40 ... 140 °F)
Storage temperature	-40 ... 70 °C (-40 ... 158 °F)
Mechanical specifications	
Housing width	11 mm
Housing height	44.5 mm
Housing depth	21.5 mm
Degree of protection	IP67 / IP69 / IP69K
Connection	M8 x 1 connector, 4-pin
Material	
Housing	PC (Polycarbonate)
Optical face	PMMA
Mass	approx. 10 g

Connection

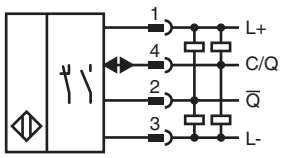

Connection Assignment



Wire colors in accordance with EN 60947-5-2

1	BN	(brown)
2	WH	(white)
3	BU	(blue)
4	BK	(black)

Release date: 2023-03-28 Date of issue: 2023-03-28 Filename: 267075-100503_eng.pdf

Assembly

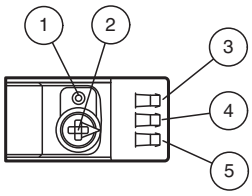

1	Light-on / dark-on changeover switch
2	Sensing range adjuster
3	Operating indicator / dark on
4	Signal indicator
5	Operating indicator / light on

Characteristic Curve

Characteristic response curve

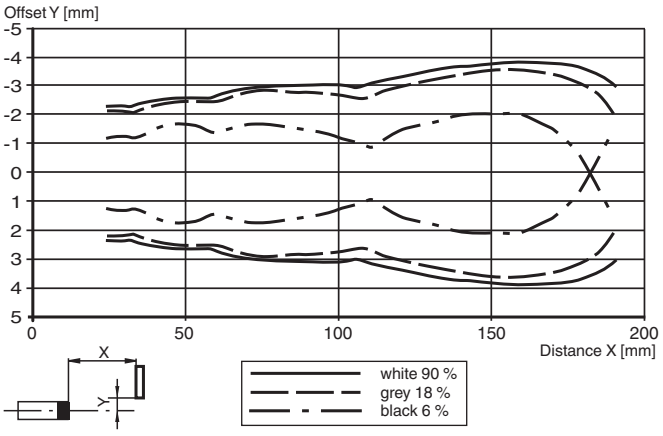

Detection ranges

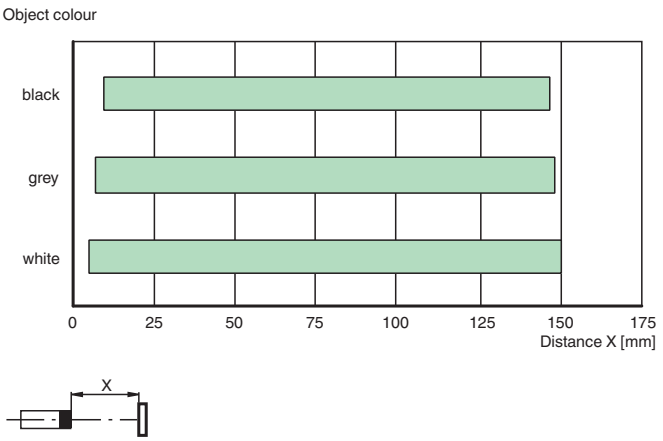

Difference in detection distance

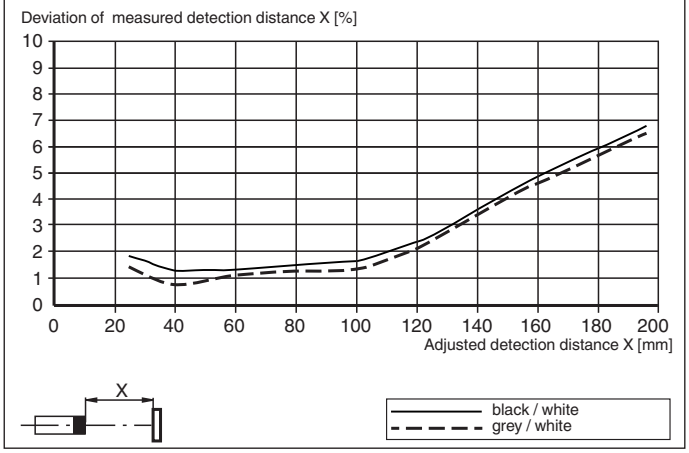

Release date: 2023-03-28 Date of issue: 2023-03-28 Filename: 267075-100503_eng.pdf

Characteristic Curve

Light spot diameter

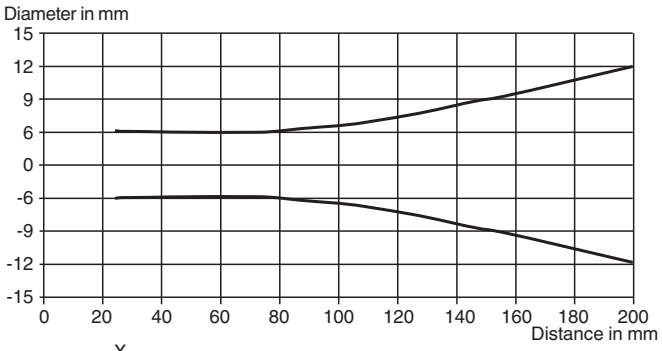

Accessories

	**ICE2-8IOL-G65L-V1D**	EtherNet/IP IO-Link master with 8 inputs/outputs
	**ICE3-8IOL-G65L-V1D**	PROFINET IO IO-Link master with 8 inputs/outputs
	**ICE1-8IOL-G30L-V1D**	Ethernet IO-Link module with 8 inputs/outputs
	**ICE1-8IOL-G60L-V1D**	Ethernet IO-Link module with 8 inputs/outputs
	**ICE2-8IOL-K45P-RJ45**	EtherNet/IP IO-Link master with 8 inputs/outputs, DIN rail, push-in connectors
	**ICE2-8IOL-K45S-RJ45**	EtherNet/IP IO-Link master with 8 inputs/outputs, DIN rail, screw terminal
	**ICE3-8IOL-K45P-RJ45**	PROFINET IO IO-Link master with 8 inputs/outputs, DIN rail, push-in terminals
	**ICE3-8IOL-K45S-RJ45**	PROFINET IO IO-Link master with 8 inputs/outputs, DIN rail, screw terminal
	**IO-Link-Master02-USB**	IO-Link master, supply via USB port or separate power supply, LED indicators, M12 plug for sensor connection
	**V31-GM-2M-PUR**	Female cordset single-ended M8 straight A-coded, 4-pin, PUR cable grey
	**V31-WM-2M-PUR**	Female cordset single-ended M8 angled A-coded, 4-pin, PUR cable grey

Release date: 2023-03-28 Date of issue: 2023-03-28 Filename: 267075-100503_eng.pdf

Configuration

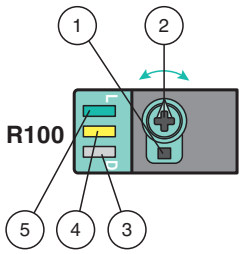

1 - Light-on / dark-on changeover switch

2 - Sensing range / sensitivity adjuster

3 - Operating indicator / dark on

4 - Signal indicator

5 - Operating indicator / light on

To unlock the adjustment functions turn the sensing range /sensitivity adjuster for more than 180 degrees.

Sensing Range / Sensitivity

Turn sensing range / sensitivity adjuster clockwise to increase sensing range / sensitivity.

Turn sensing range / sensitivity adjuster counter clockwise to decrease sensing range / sensitivity.

If the end of the adjustment range is reached, the signal indicator starts flashing with 8 Hz.

Light-on / Dark-on Configuration

Press the light-on / dark-on changeover switch for more than 1 second (less than 4 seconds). The light-on / dark-on mode changes and the operating indicators are activated accordingly.

If you press the light-on / dark-on changeover switch for more than 4 seconds, the light-on /dark-on mode changes back to the original setting. On release of the light-on / dark-on changeover switch the current state is activated.

Restore Factory Settings

Press the light-on / dark-on changeover switch for more than 10 seconds (less than 30 seconds) until all LEDs turn off. On release of the light-on / dark-on changeover switch the signal indicator turns on. After 5 seconds the sensor resumes operation with factory default settings.

After 5 minutes of inactivity the sensing range / sensitivity adjustment is locked. In order to reactivate the sensing range / sensitivity adjustment, turn the sensing range /sensitivity adjuster for more than 180 degrees.

Release date: 2023-03-28 Date of issue: 2023-03-28 Filename: 267075-100503_eng.pdf