Features/Benefits

- ***Positive detent***
- ***Low profile***
- ***IR reflow to 260º solder profile***
- ***Surface and thru hole mounting***
- ***SPDT, DPDT, DP3T models***
- ***RoHS compliant***

Typical Applications

- ***Telecommunication products***
- ***Computer peripherals***
- ***Thermostat select switch***
- ***Instrumentation***
- ***Medical***



Specifications

CONTACT RATING: 0.3A@6VDC or 0.1A@30VDC
ELECTRICAL LIFE: 5,000 make-and-break cycles
CONTACT RESISTANCE: 70 m Ω max.
INSULATION RESISTANCE: 100 M Ω min. @ 500V.
DIELECTRIC STRENGTH: 500 VAC min. @ sea level.
OPERATING TEMPERATURE: -40ºC to +85ºC
STORAGE TEMPERATURE: -40ºC to +85ºC

NOTE: Specifications and materials listed above are for switches with standard options.
For information on specific and custom switches, consult Customer Service Center.

Materials

HOUSING: 4/6 nylon (UL94V-2), black.
ACTUATOR: 4/6 nylon (UL94V-2), black (some options white).
CONTACTS: Copper alloy, silver or gold plated
TERMINALS: Brass, silver or gold plated

How To Order

Our easy build-a-switch concept allows you to mix and match options to create the switch you need. To order, select desired option from each category and place it in the appropriate box.

J S — □□□□ — □□ — □□ — □ — N — □

Switch Function
1020 SPDT
2020 DPDT
2030 DP3T
2070 DP3T, Mom.
(Termination C, SC & JC only)

Sequence Number
11 Standard
00 Available for JS102000SAQN only

Termination
A Right Angle, PC Thru-hole
C Vertical, PC Thru-hole
SA Right Angle, Gullwing (JS10 model only)
SC Vertical, Gullwing
JA Right Angle, J Bend
JC Vertical, J Bend

Contact Material
Q Silver
B Gold

Non Shorting
N Non-shorting

NONE Non-Momentary
R Momentary on the right
L Momentary on the left

Dimensions are shown: mm
Specifications and dimensions subject to change

RIGHT ANGLE, PC THRU-HOLE

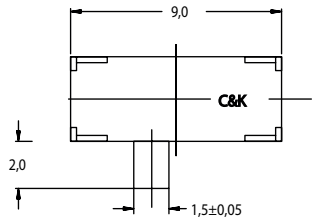

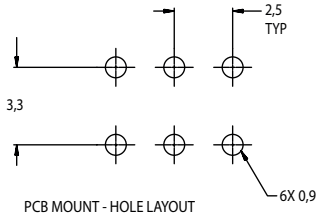

PCB MOUNT - HOLE LAYOUT



Part Number
JS202011AQN
DPDT

Shown in position b

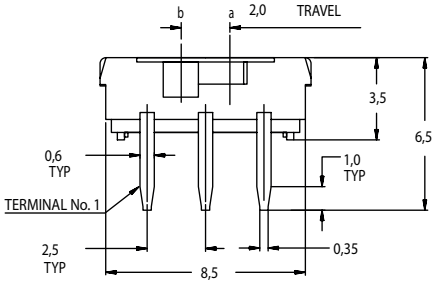

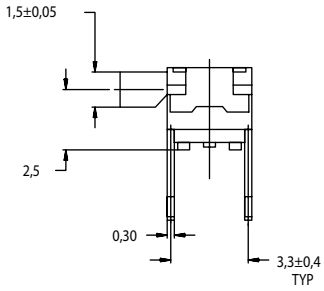

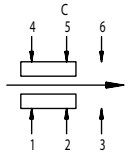

CIRCUIT DIAGRAM
C: COMMON PIN

Shown in position b

Dimensions are shown: mm
Specifications and dimensions subject to change

RIGHT ANGLE, PC THRU-HOLE

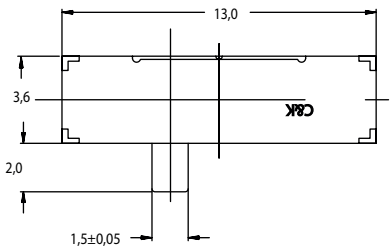

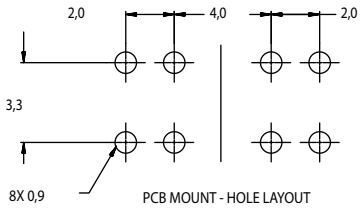



Part Number
JS203011AQN
DP3T

Shown in position b

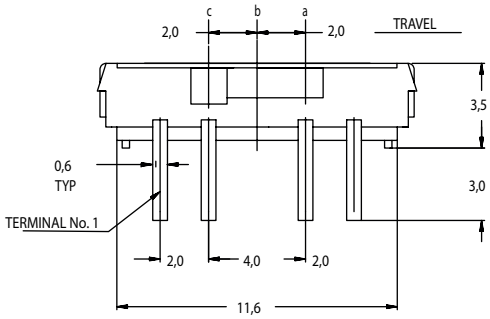

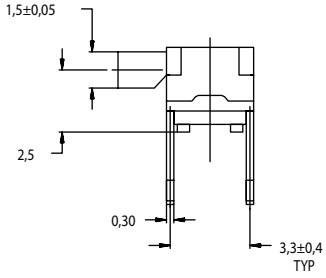

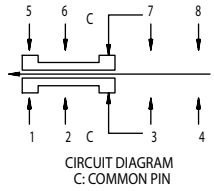

Shown in position c

PC THRU-HOLE

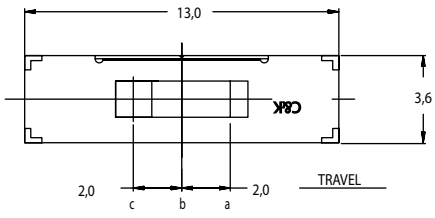

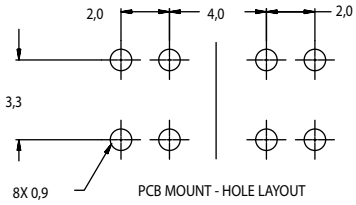



Part Number
JS203011CQN
DP3T

Shown in position b

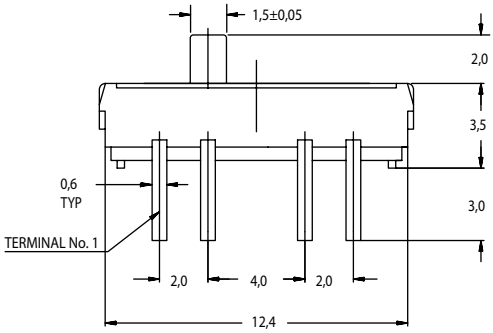

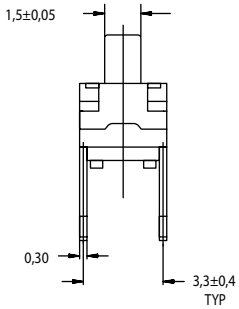

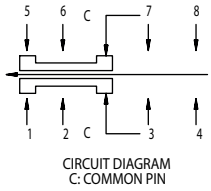

Shown in position c

Third Angle Projection

Dimensions are shown: mm
Specifications and dimensions subject to change

PC THRU-HOLE

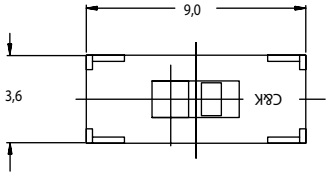

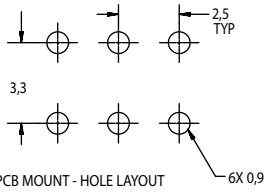

PCB MOUNT - HOLE LAYOUT



Part Number
JS202011CQN
DPDT

Shown in position a

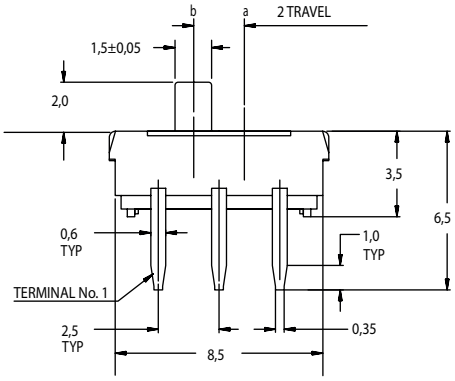

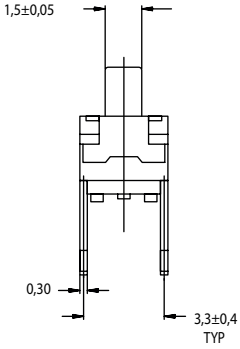

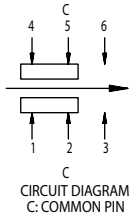

Shown in position b

SURFACE MOUNT



Part number
JS202011SCQN
DPDT

Shown in position b. Quantity per reel 1000

Available in tape & reel only

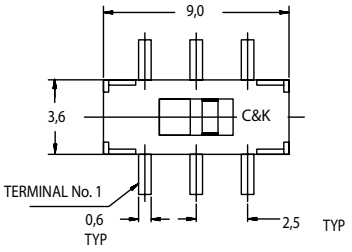

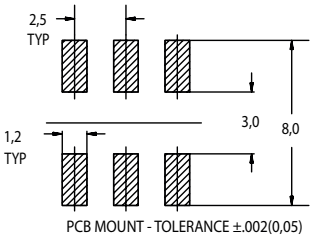

PCB MOUNT - TOLERANCE ±.002(0,05)

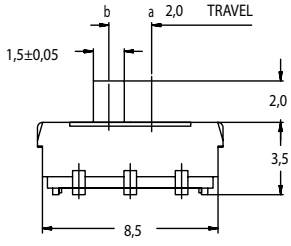

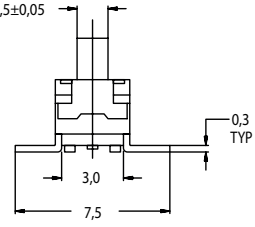

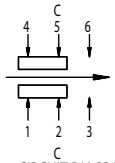

Shown in position b

Part number
JS203011SCQN
DP3T

Quantity per reel 900

Available in tape & reel only



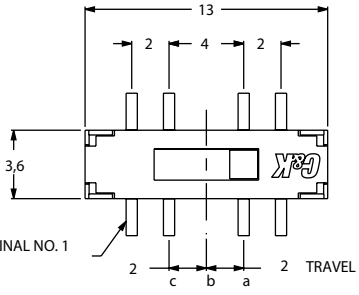

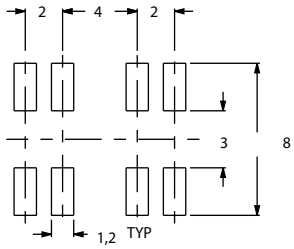

PC MOUNT - TOLERANCE ±.002 [0,05]

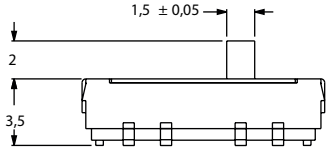

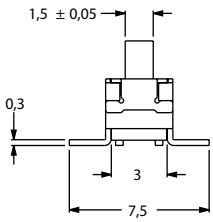

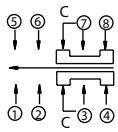

CIRCUIT DIAGRAM
C: COMMON PIN

Shown in position a

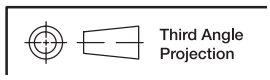

JS Series
Sub-Miniature Slide Switches

RIGHT ANGLE SURFACE MOUNT

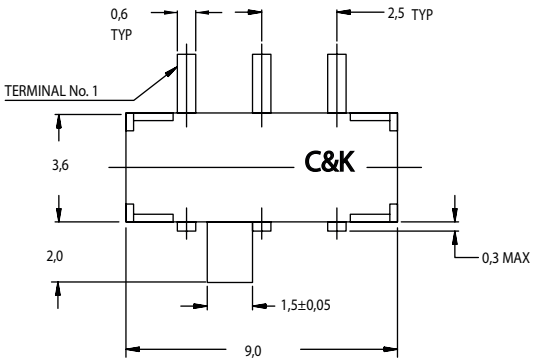

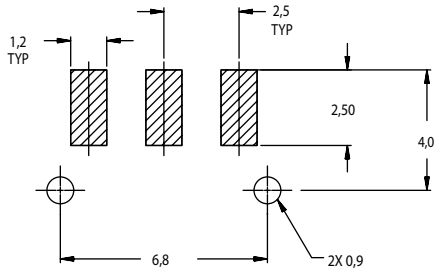

PCB MOUNT - HOLE LAYOUT



Part Number
JS102011SAQN
SPDT

Shown in position a

Available in tape & reel only

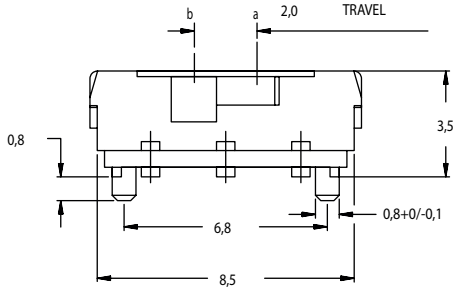

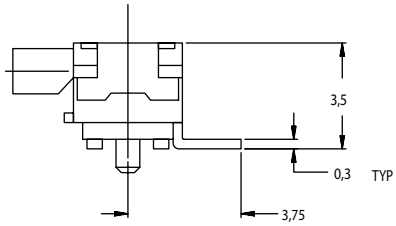

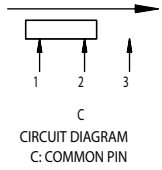

Shown in position b

PC THRU-HOLE

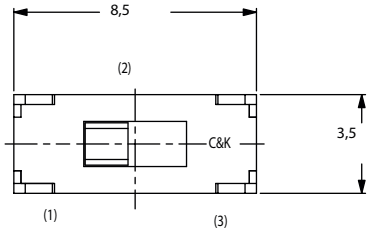

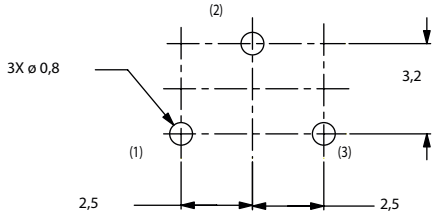

PCB LAYOUT RECOMMENDED



Part Number
JS102011CQN
SPDT

Shown in position a

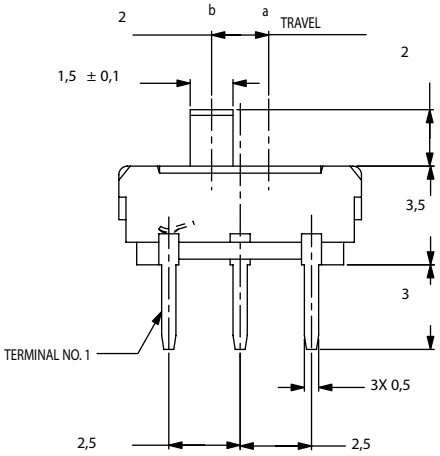

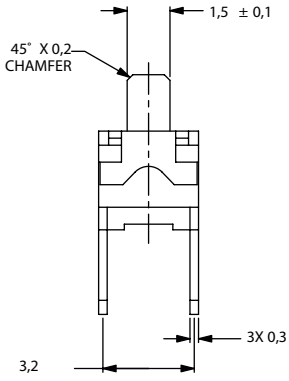

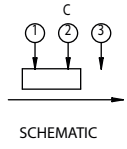

Shown in position b

Third Angle Projection

Dimensions are shown: mm
Specifications and dimensions subject to change

SURFACE MOUNT

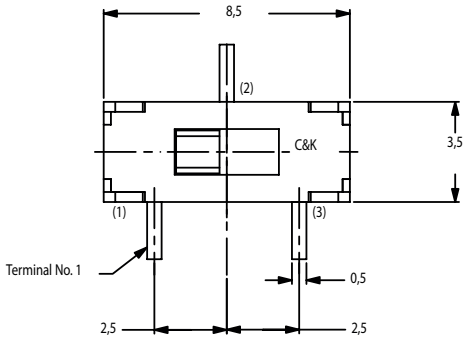

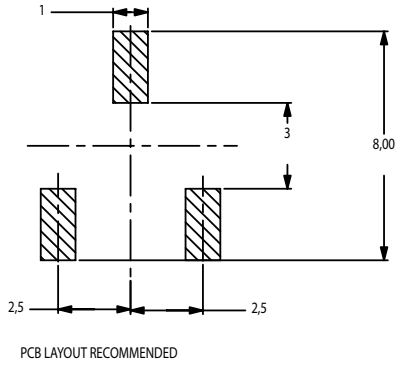

PCB LAYOUT RECOMMENDED



Part Number
JS102011SCQN
SPDT

Shown in position a

Available in tape & reel only

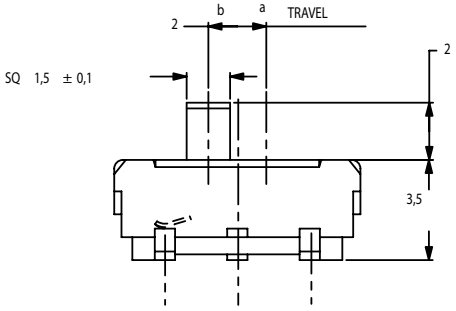

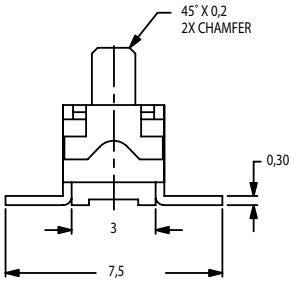

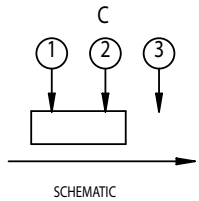

SCHEMATIC

Shown in position b

SURFACE MOUNT

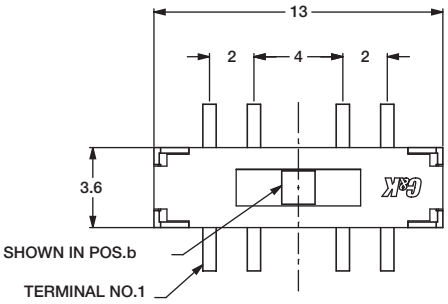

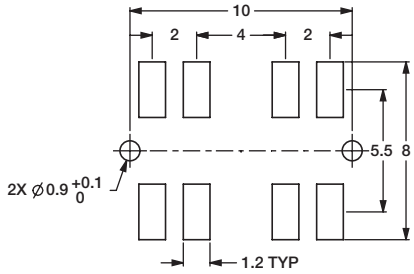

PC MOUNT - TOLERANCE ±.05

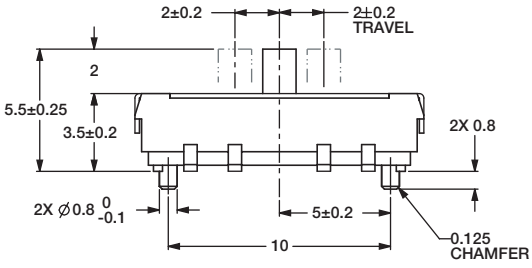

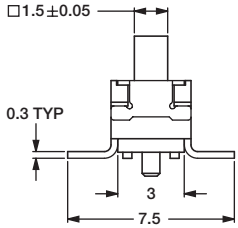

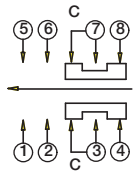

CIRCUIT DIAGRAM
C: COMMON PIN
BOTTOM VIEW

SWITCH FUNCTION		
POS.c	POS.b	POS.a
C&K	C&K	C&K
(MOM)	ON	ON
CONNECTED TERMINALS		
1-3,5-7	2-3,6-7	3-4,7-8



Part Number
JS207011SCQNR
DP3T

Shown in position b

Available in tape & reel only

Third Angle Projection

Dimensions are shown: mm
Specifications and dimensions subject to change

JS Series
Sub-Miniature Slide Switches

PC THRU-HOLE

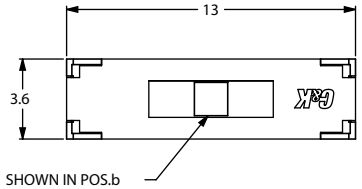

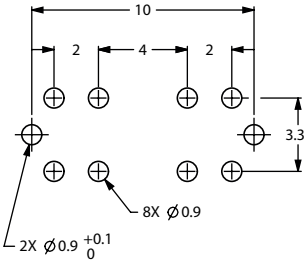

PC MOUNT - TOLERANCE ±.05

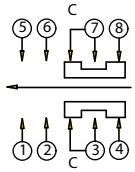

CIRCUIT DIAGRAM
C: COMMON PIN
BOTTOM VIEW

SWITCH FUNCTION		
POS.c	POS.b	POS.a
C&K	C&K	C&K
(MOM)	ON	ON
CONNECTED TERMINALS		
1-3,5-7	2-3,6-7	3-4,7-8



Part Number
JS207011CQNR
DP3T

Shown in position b

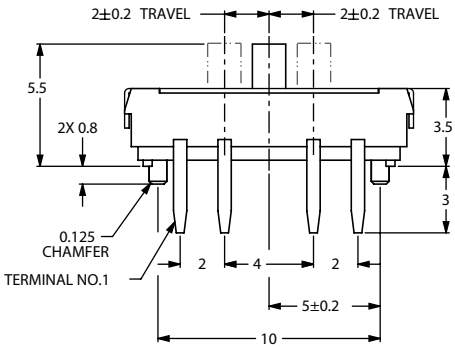

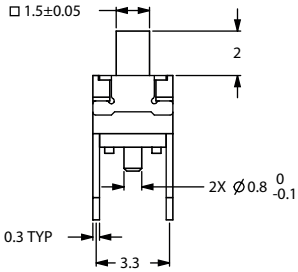

RIGHT ANGLE SURFACE MOUNT

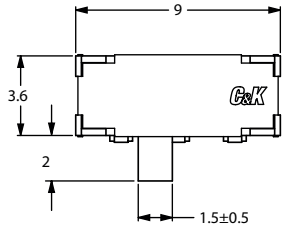

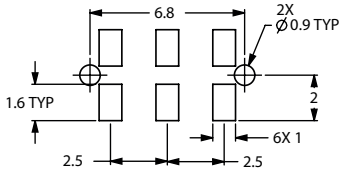

PCB LAYOUT RECOMMENDED

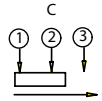

CIRCUIT DIAGRAM
C: COMMON PIN
BOTTOM VIEW



Part Number
JS102011JAQN
SPDT

Shown in position

Available in tape & reel only

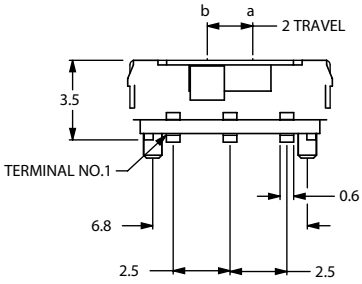

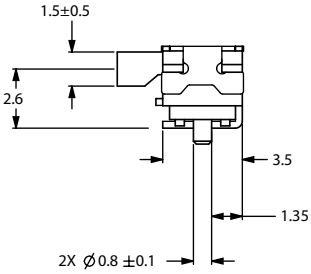

Third Angle Projection

Dimensions are shown: mm
Specifications and dimensions subject to change

VERTICAL MOUNT SMT - J BEND

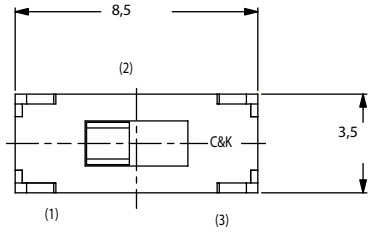

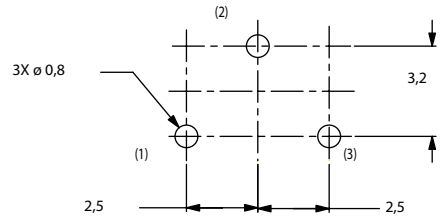

PCB LAYOUT RECOMMENDED



Part Number
JS102011JCQN
SPDT

Available in tape & reel only

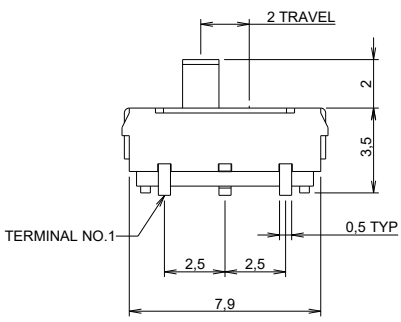

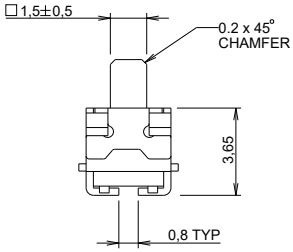

RIGHT ANGLE SURFACE MOUNT

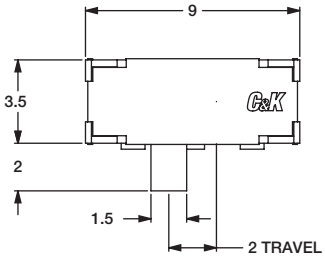

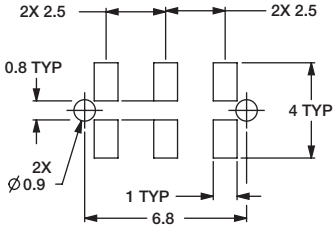

PCB LAYOUT RECOMMENDED

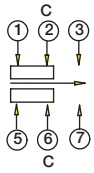

CIRCUIT DIAGRAM
C: COMMON PIN
BOTTOM VIEW



Part Number
JS202011JAQN
DPDT

Shown in position

Available in tape & reel only

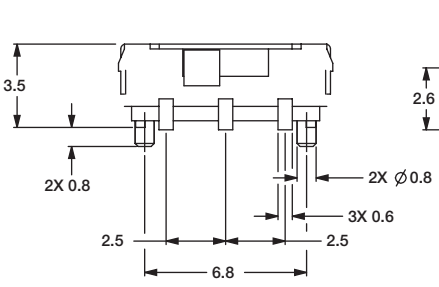

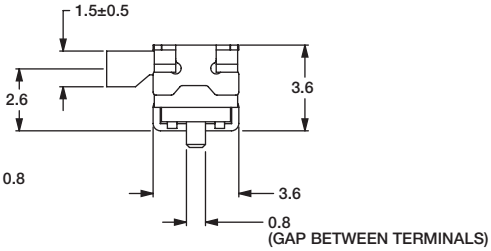

Third Angle Projection

Dimensions are shown: mm
Specifications and dimensions subject to change

VERTICAL MOUNT SMT - J BEND

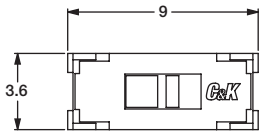

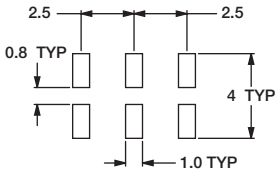

PCB LAYOUT RECOMMENDED

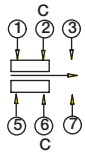

CIRCUIT DIAGRAM
C: COMMON PIN
BOTTOM VIEW



Part Number
JS202011JCQN
DPDT

Shown in position

Available in tape & reel only

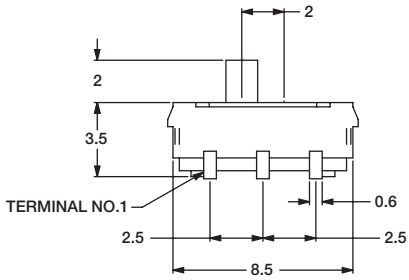

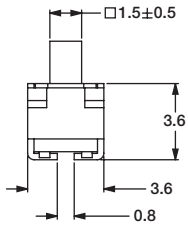

RIGHT ANGLE MOUNT SMT - J BEND



Part Number
JS203011JAQN
DP3T

Shown in position

Available in tape & reel only

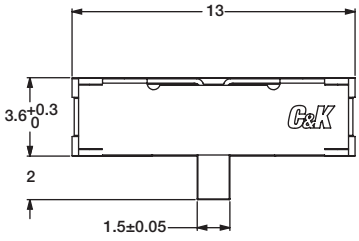

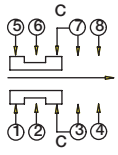

SCHEMATIC
C: COMMON PIN

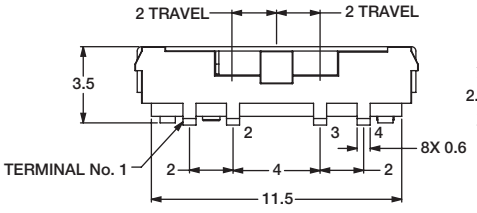

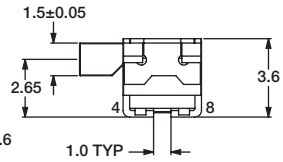

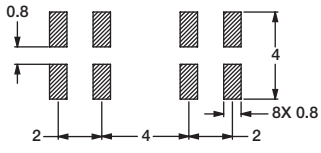

PCB LAYOUT RECOMMENDED

Third Angle Projection

Dimensions are shown: mm
Specifications and dimensions subject to change

VERTICAL MOUNT SMT - J BEND

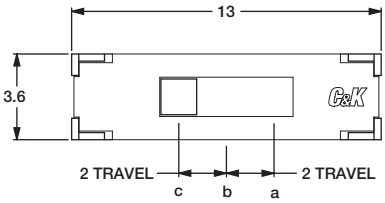

Shown in position c

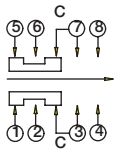

SCHEMATIC
C: COMMON PIN



Part Number
JS203011JCQN
DP3T

Shown in position b

Available in tape & reel only

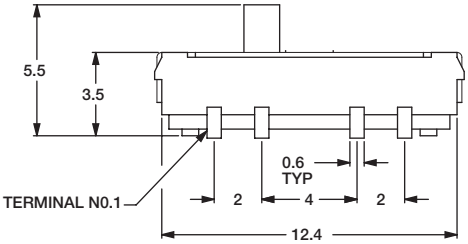

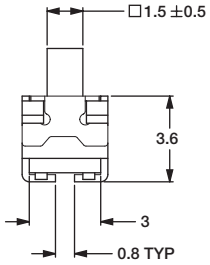

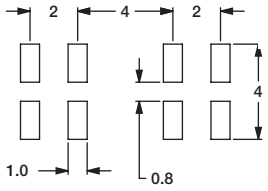

PCB LAYOUT RECOMMENDED

SURFACE MOUNT - J BEND

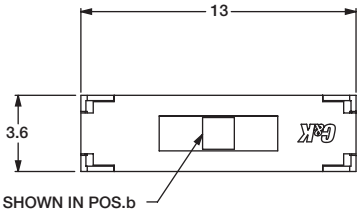

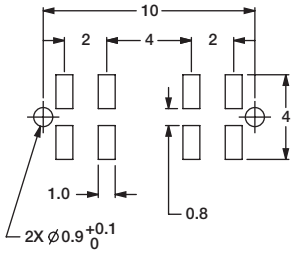

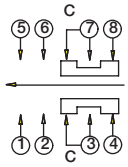

CIRCUIT DIAGRAM
C: COMMON PIN
BOTTOM VIEW



Part Number
JS207011JCQNR
DP3T

Available in tape & reel only

PC MOUNT - TOLERANCE ±.05

SWITCH FUNCTION		
POS.c	POS.b	POS.a
C&K	C&K	C&K
(MOM)	ON	ON
CONNECTED TERMINALS		
1-3,5-7	2-3,6-7	3-4,7-8

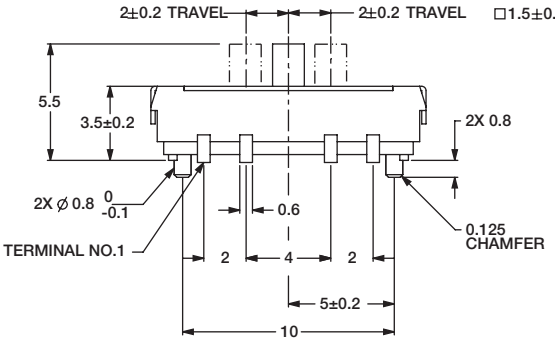

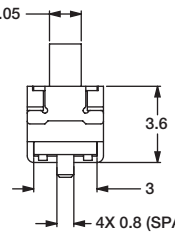

TAPE AND REEL FOR PART NUMBER JS207011SCQNR, JS207011JCQNR

Quantity per reel 800

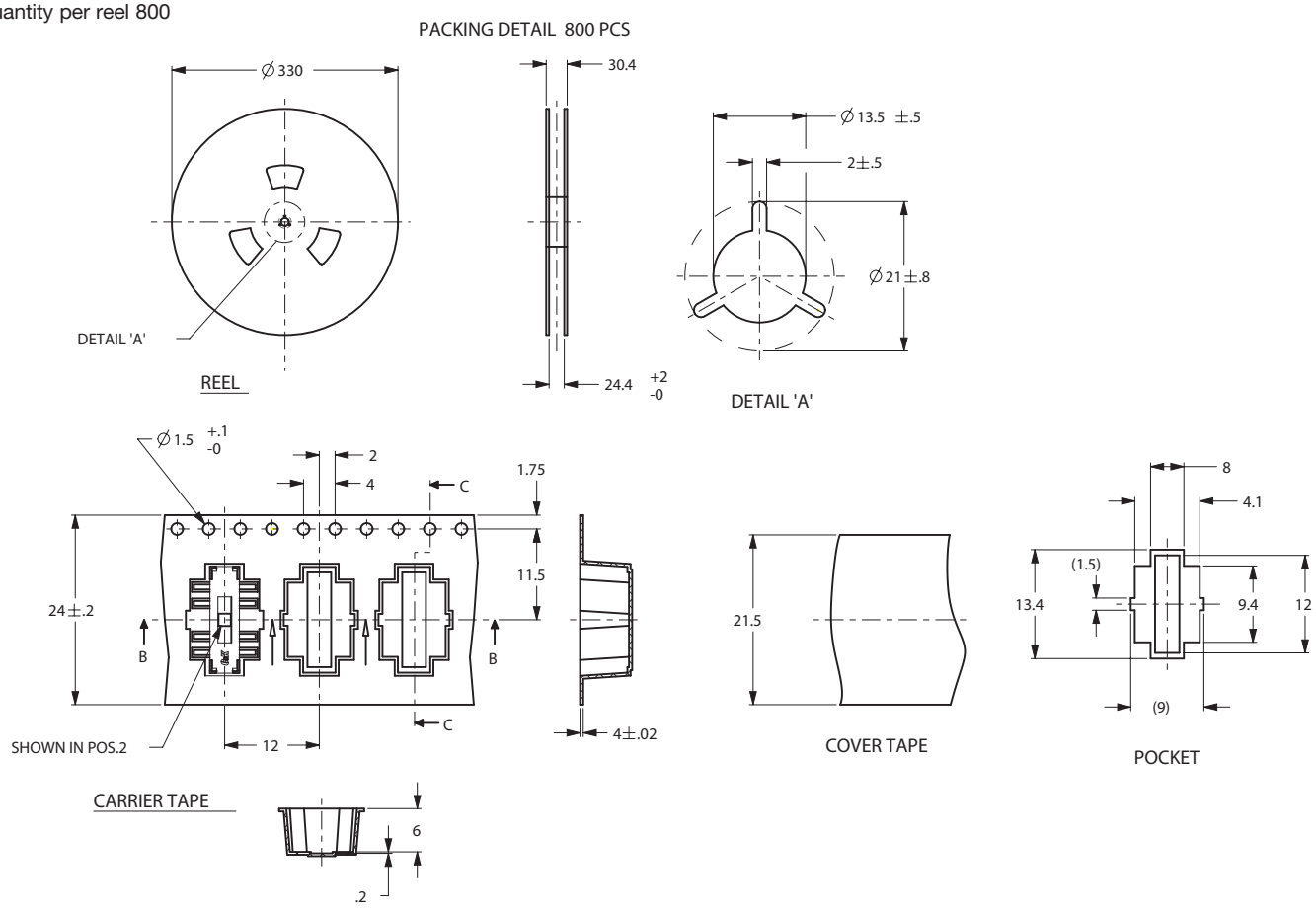

TAPE AND REEL FOR PART NUMBER JS202011SCQN

Quantity per reel 1000

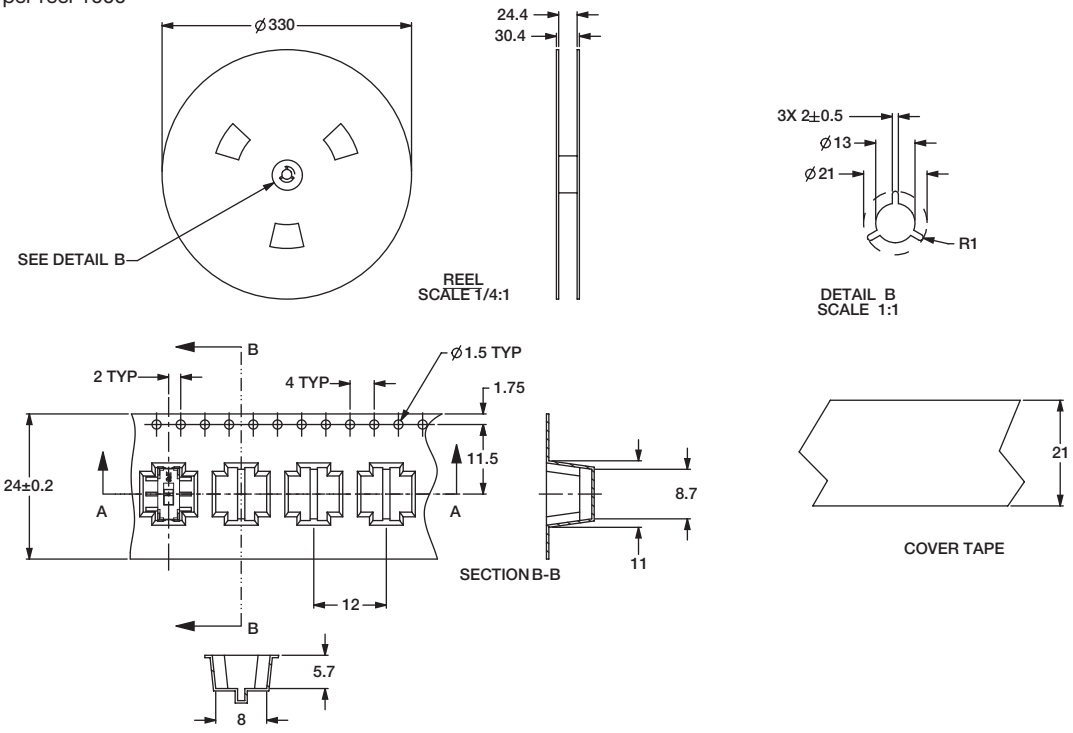

TAPE AND REEL FOR
PART NUMBER JS102011SCQN, JS102011JCQN

Quantity per reel 1000

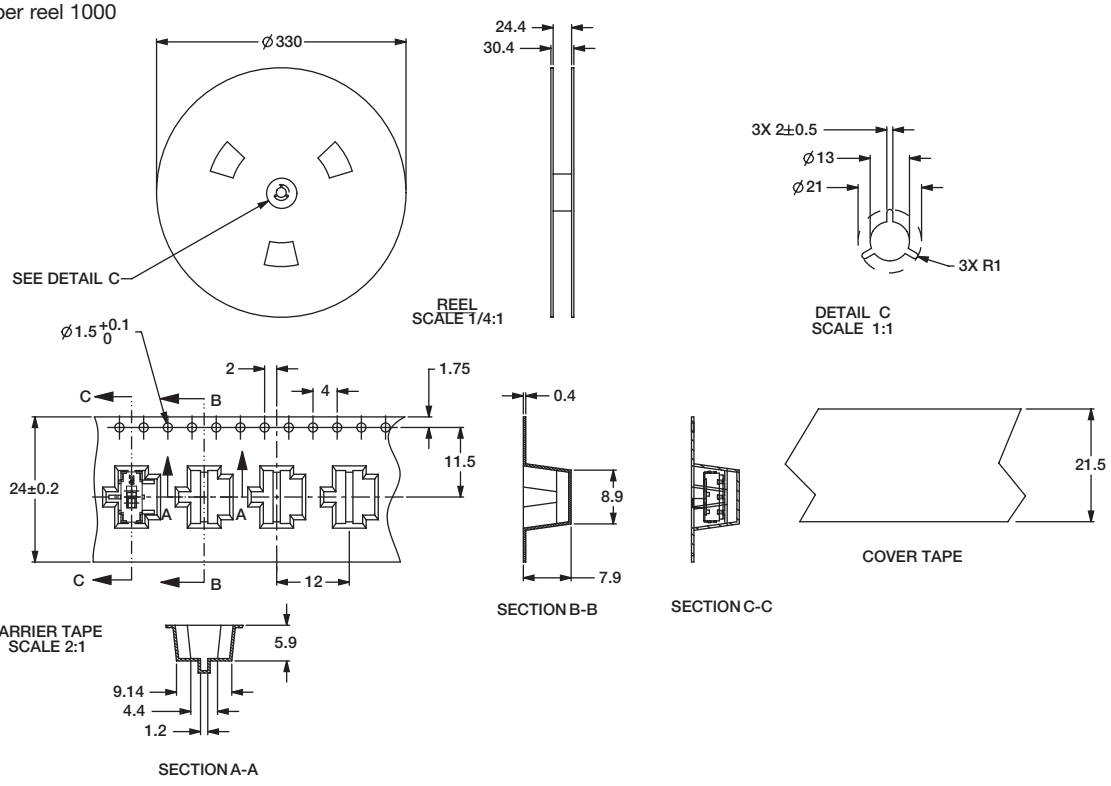

TAPE AND REEL FOR PART NUMBER JS102011SAQN, JS102011JAQN

Quantity per reel 1000

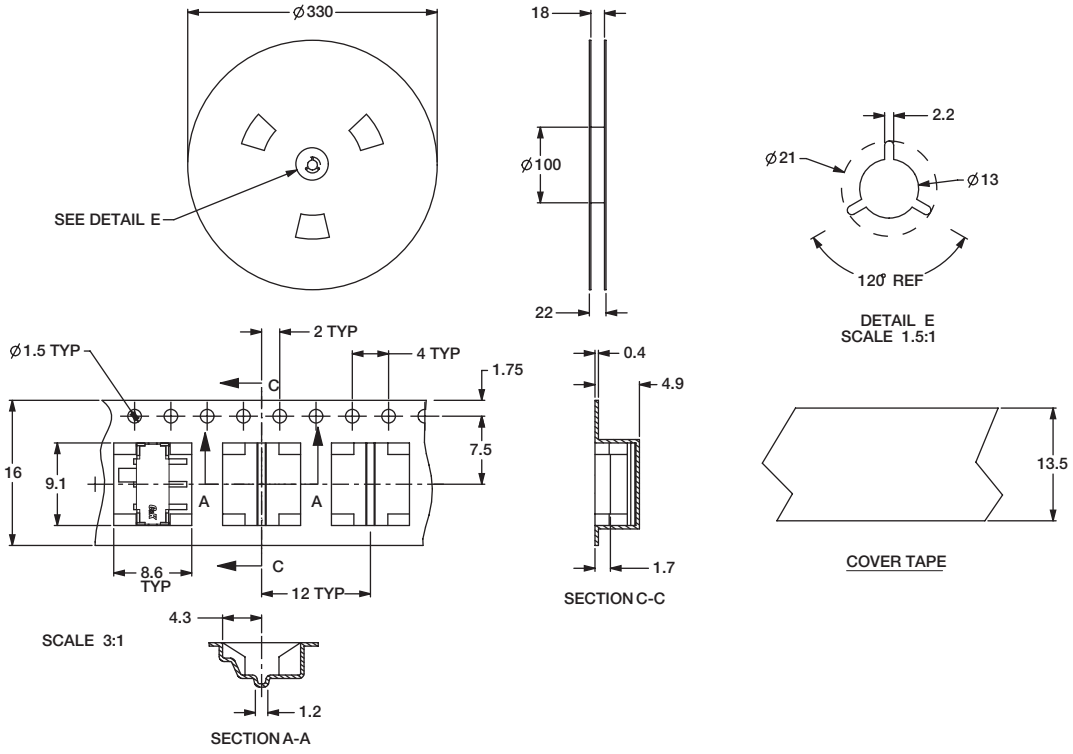

Third Angle Projection

Dimensions are shown: mm
Specifications and dimensions subject to change

TAPE AND REEL FOR PART NUMBER JS203011SCQN, JS203011JCQN
Quantity per reel 900

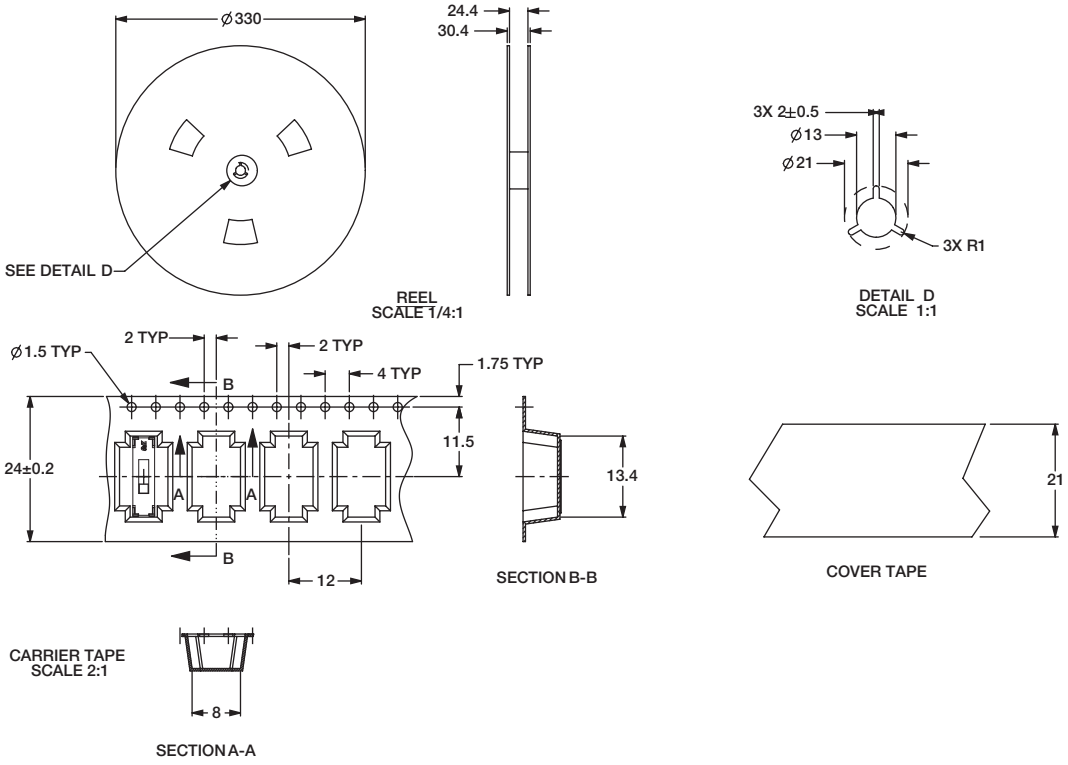

TAPE AND REEL FOR PART NUMBER JS203011JAQN

Quantity per reel 1000

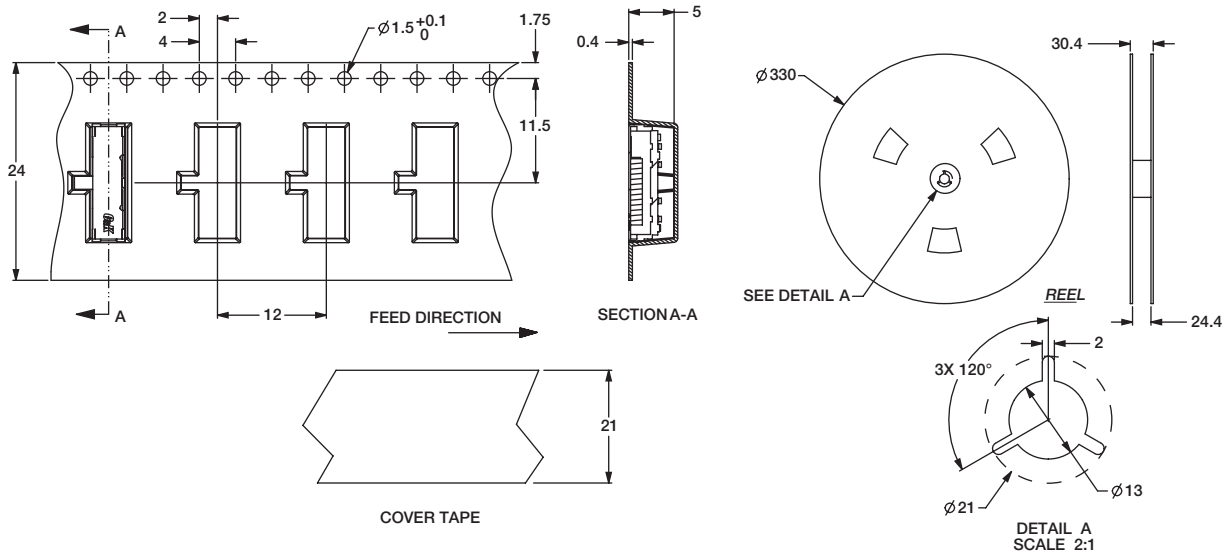

TAPE AND REEL FOR
PART NUMBER JS202011JCQN
Quantity per reel 1300

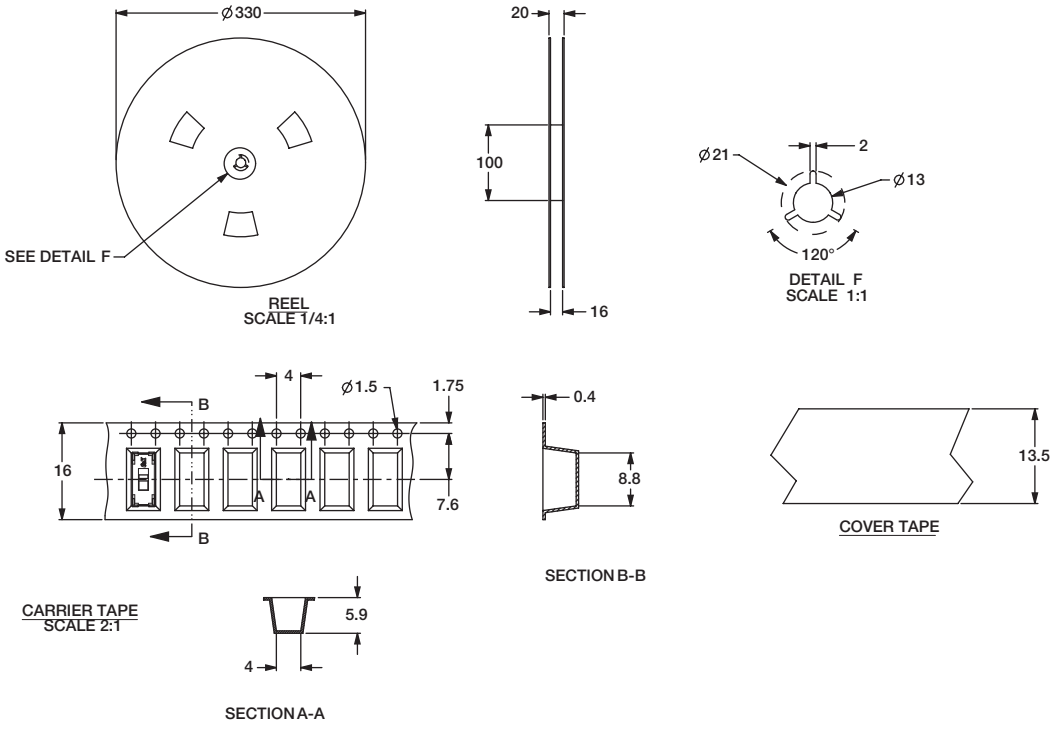

TAPE AND REEL FOR PART NUMBER JS202011JAQN
Quantity per reel 1000

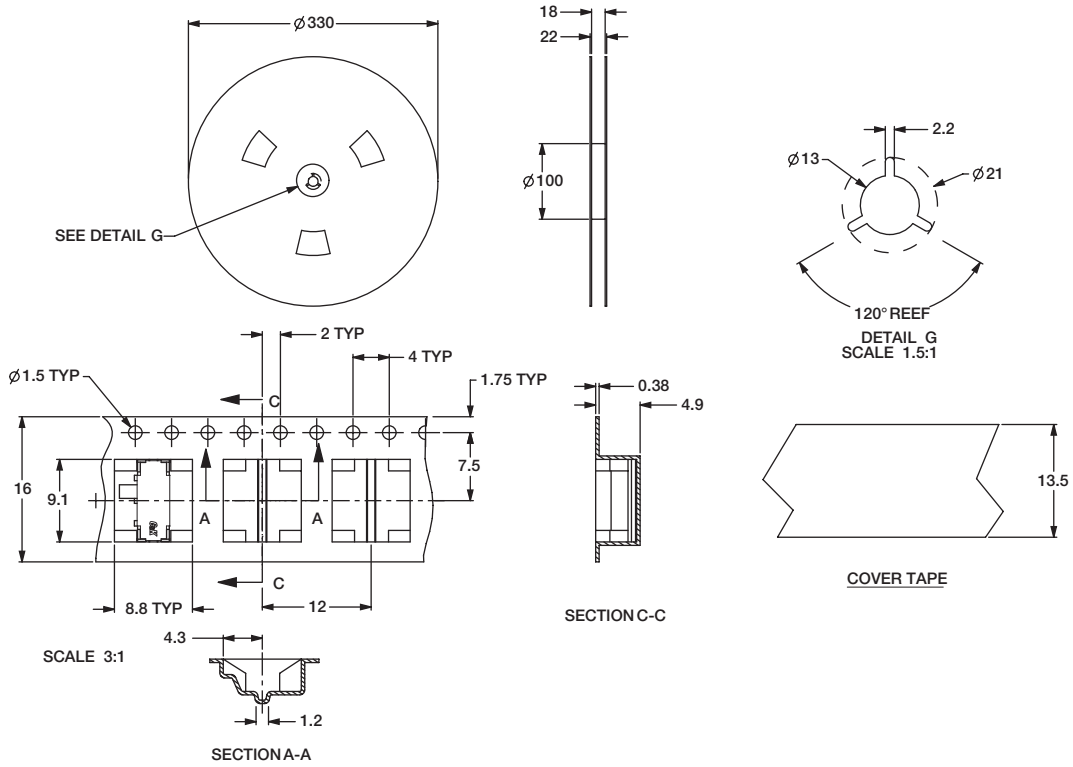

JS Series
Sub-Miniature Slide Switches

RIGHT ANGLE SURFACE MOUNT

LOW PROFILE .028±.004 (0.7±0.1) HIGH



Part Number
JS102000SAQN
SPDT

Specifications

CONTACT RATING: 5 VDC @ 1mA

ELECTRICAL LIFE: 15,000 cycles.

CONTACT RESISTANCE: <100 m ohms (initial) <200 m ohms (after processing).

INSULATION RESISTANCE: 100 m ohms @500 VDC.

DIELECTRIC STRENGTH: 250 VAC.

OPERATING TEMPERATURE: -40ºC to +85ºC

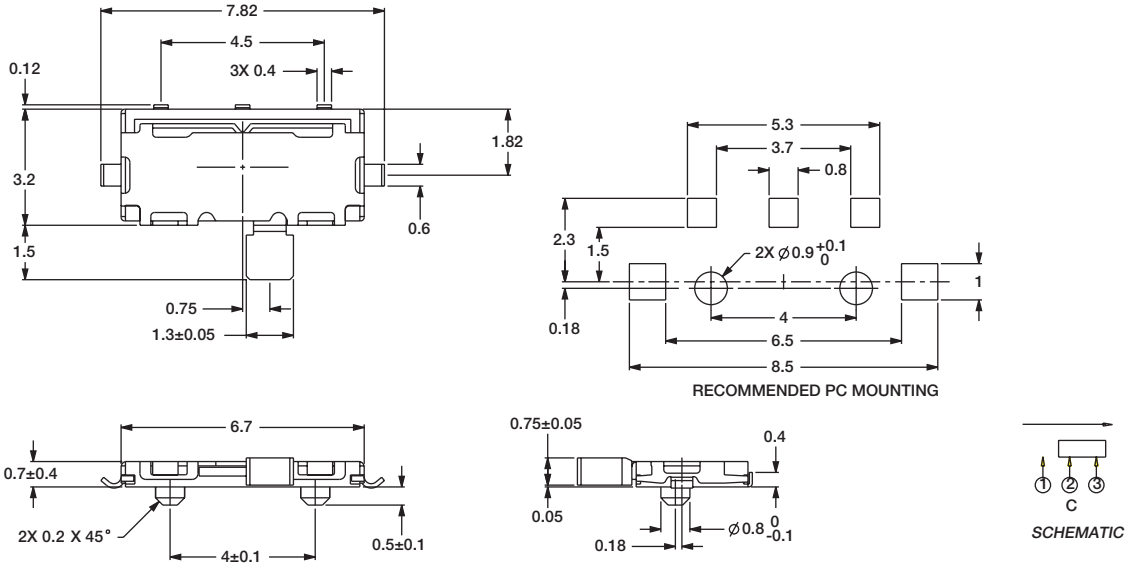

TAPE AND REEL FOR PART NUMBER JS102000SAQN

Quantity per reel 4000

