# DATASHEET





## AZ 17-11ZI B6R

- cable gland M16
- right-hand model
- For very smal actuating radii in line with or at 90° to the plane of the actuator
- Thermoplastic enclosure
- Double-insulated
- Long life
- 30 mm x 60 mm x 30 mm
- small body
- Individual coding
- Coding level "High" according to ISO 14119
- High level of contact reliability with low voltages and currents
- Insensitive to soiling
- Slot sealing plug included
- 8 actuating planes

## Data

### Ordering data

| | |
|---|---|
| Product type description | AZ 17-11ZI B6R |
| Article number (order number) | 101122855 |
| EAN (European Article Number) | 4030661049748 |
| eCl@ss number, version 12.0 | 27-27-26-02 |
| eCl@ss number, version 11.0 | 27-27-26-02 |
| eCl@ss number, version 9.0 | 27-27-26-02 |
| ETIM number, version 7.0 | EC002592 |
| ETIM number, version 6.0 | EC002592 |

### Approvals - Standards

| | |
|---|---|
| Certificates | IFA<br>cULus |

## General data

| | |
|---|---|
| Standards | EN ISO 13849-1<br>EN ISO 14119<br>EN IEC 60947-5-1 |
| Coding level according to EN ISO 14119 | High |
| Working principle | electromechanical |
| Housing material | Plastic, glass-fibre reinforced thermoplastic, self-extinguishing |
| Material of the actuator | Stainless steel |
| Gross weight | 95 g |

## General data - Features

| | |
|---|---|
| Number of actuating directions | 2 |
| Number of auxiliary contacts | 1 |
| Number of safety contacts | 1 |
| Number of cable glands | 1 |

### Safety classification

| | |
|---|---|
| Standards | EN ISO 13849-1<br>EN IEC 60947-5-1 |
| Performance Level, up to | c |
| Category | 1 |
| $B_{10D}$ Normally-closed contact (NC) | 2,000,000 Operations |
| Note | Electrical life on request. |
| $B_{10D}$ Normally-open contact (NO) | 1,000,000 Operations |
| Note | at 10% $I_e$ and ohmic load |
| Mission time | 20 Year(s) |

### Safety classification - Fault exclusion

| | |
|---|---|
| Please note: | Can be used when fault exclusion for dangerous damage to the 1-channel mechanism is permissible and sufficient protection against manipulation is guaranteed. |
| Performance Level, up to | d |
| Category | 3 |
| Note | for 2-channel use and with suitable logic unit. |
| Mission time | 20 Year(s) |

## Mechanical data

| | |
|---|---|
| Mechanical life, minimum | 1,000,000 Operations |
| Latching force | 5 N |
| Positive break travel | 11 mm |
| Positive break force per NC contact, minimum | 17 N |
| Actuating speed, maximum | 2 m/s |
| Type of the fixing screws | 2x M5 |
| Tightening torque of the fastening screws for the housing cover, minimum | 0.7 Nm |
| Tightening torque of the fastening screws for the housing cover, maximum | 1 Nm |
| Note | Torx T10 |

## Mechanical data - Connection technique

| | |
|---|---|
| Cable entry | M 16 x 1.5 |
| Cable section, minimum | 0.75 mm² |
| Cable section, maximum | 1 mm² |
| Note | All indications including the conductor ferrules. |
| Allowed type of cable | flexible |

## Mechanical data - Dimensions

| | |
|---|---|
| Length of sensor | 30 mm |

| | |
|---|---|
| Width of sensor | 30 mm |
| Height of sensor | 85 mm |

## Ambient conditions

| | |
|---|---|
| Degree of protection | IP67 |
| Ambient temperature | -30 ... +80 °C |
| Storage and transport temperature | -30 ... +85 °C |
| Permissible installation altitude above sea level, maximum | 2,000 m |

## Ambient conditions - Insulation values

| | |
|---|---|
| Rated insulation voltage $U_i$ | 250 VAC |
| Rated impulse withstand voltage $U_{imp}$ | 4 kV |
| Overvoltage category | III |
| Degree of pollution | 3 |

## Electrical data

| | |
|---|---|
| Thermal test current | 10 A |
| Required rated short-circuit current | 1,000 A |
| Switching element | 1 NO contact, 1 NC contacts |
| Switching principle | slow action, positive break NC contact |
| Maximum switching frequency | 2,000 /h |
| Material of the contacts, electrical | Silver |

## Electrical data - Safety contacts

| | |
|---|---|
| Voltage, Utilisation category AC-15 | 230 VAC |
| Current, Utilisation category AC-15 | 4 A |
| Voltage, Utilisation category DC-13 | 24 VDC |
| Current, Utilisation category DC-13 | 4 A |

## Electrical data - Auxiliary contacts

| | |
|---|---|
| Voltage, Utilisation category AC-15 | 230 VAC |
| Current, Utilisation category AC-15 | 4 A |
| Voltage, Utilisation category DC-13 | 24 VDC |
| Current, Utilisation category DC-13 | 4 A |

## Scope of delivery

| | |
|---|---|
| Scope of delivery | Not available as spare part<br>Slot cover for dust-proof covering of the opening not in use |

## Note

| | |
|---|---|
| Note (General) | The actuator is not available separately. |

## Ordering code

Product type description:
AZ 17-(1)Z(2)I-(3)-(4)-(5)

(1)

| | |
|---|---|
| **11** | 1 NO contact/1 NC contact |
| **02** | 2 NC contact |

(2)

| | |
|---|---|
| **without** | Latching force 5 N |
| **R** | Latching force 30 N |

(3)

| | |
|---|---|
| **without** | M16 cable gland |
| **ST** | M12 connector |

(4)

| | |
|---|---|
| **B1** | Actuator B1 |
| **B5** | Actuator B5 |

| | |
|---|---|
| **B6L** | Actuator B6L |
| **B6R** | Actuator B6R |

(5)

| | |
|---|---|
| **1637** | Gold-plated contacts |

# Pictures

## Product picture (catalogue individual photo)



ID: kaz17f15
| 1.5 MB | .jpg | 352.778 x 1102.783 mm - 1000 x 3126 px - 72 dpi
| 120.0 kB | .png | 74.083 x 231.422 mm - 210 x 656 px - 72 dpi
| 23.9 kB | .jpg | 39.511 x 123.472 mm - 112 x 350 px - 72 dpi

## Dimensional drawing basic component

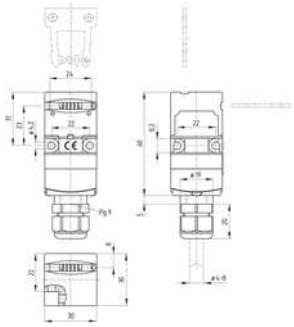

ID: kaz17gi1
| 47.7 kB | .cdr |
| 5.8 kB | .png | 74.083 x 83.256 mm - 210 x 236 px - 72 dpi
| 170.0 kB | .jpg | 352.778 x 396.522 mm - 1000 x 1124 px - 72 dpi

## Dimensional drawing actuator

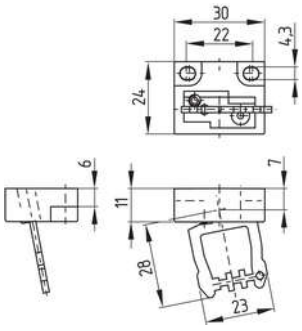


ID: 1az17b02
| 41.2 kB | .cdr |
| 148.6 kB | .jpg | 352.425 x 383.469 mm - 999 x 1087 px - 72 dpi
| 18.2 kB | .png | 74.083 x 80.433 mm - 210 x 228 px - 72 dpi

## Switch travel diagram

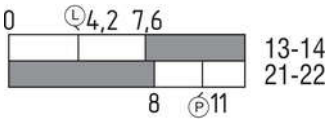


ID: kaz17s01
| 19.6 kB | .cdr |
| 2.0 kB | .png | 74.083 x 26.458 mm - 210 x 75 px - 72 dpi
| 52.6 kB | .jpg | 352.778 x 125.236 mm - 1000 x 355 px - 72 dpi

## Diagram

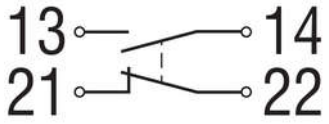


ID: k1o1sk01
| 52.2 kB | .jpg | 352.778 x 143.581 mm - 1000 x 407 px - 72 dpi
| 2.6 kB | .png | 74.083 x 29.986 mm - 210 x 85 px - 72 dpi

## Actuating radius

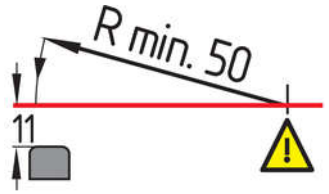


ID: kaz17r02
| 19.8 kB | .cdr |
| 3.5 kB | .png | 74.083 x 44.45 mm - 210 x 126 px - 72 dpi
| 84.0 kB | .jpg | 352.778 x 211.667 mm - 1000 x 600 px - 72 dpi

## Actuating radius

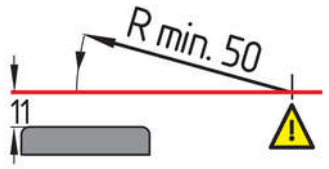


ID: kaz17r01
| 19.8 kB | .cdr |
| 3.2 kB | .png | 74.083 x 38.1 mm - 210 x 108 px - 72 dpi
| 71.2 kB | .jpg | 352.778 x 180.622 mm - 1000 x 512 px - 72 dpi

## Assembly example

ID: kaz17m02
| 210.2 kB | .cdr |