JUMO GmbH & Co. KG
Delivery address: Mackenrodtstraße 14, 36039 Fulda, Germany
Postal address: 36035 Fulda, Germany
Phone: +49 661 6003-0
Fax: +49 661 6003-607
E-mail: mail@jumo.net
Internet: www.jumo.net

JUMO Instrument Co. Ltd.
JUMO House
Temple Bank, Riverway
Harlow - Essex CM20 2DY, UK
Phone: +44 1279 63 55 33
Fax: +44 1279 63 52 62
E-mail: sales@jumo.co.uk
Internet: www.jumo.co.uk

JUMO Process Control, Inc.
8 Technology Boulevard
Canastota, NY 13032, USA
Phone: 315-697-JUMO
1-800-554-JUMO
Fax: 315-697-5867
E-mail: info@jumo.us
Internet: www.jumo.us

JUMO ecoTRANS pH 03
Microprocessor transmitter/ switching device for pH/Redox voltage and temperature

with a 2-line LCD for mounting on a 35 mm DIN rail



Type 202723/000-...

Brief description

Depending on the configuration, the instrument measures and regulates the pH-value or the Redox voltage in aqueous solutions. Typical applications are in general water and wastewater management, measurement of drinking water, process water, surface water and sea water, swimming pool and well water, aquariums, etc.
The transmitter has two analog inputs. The primary analog input is for connection of a pH or Redox electrode. PH or Redox sensors with an isolated reference electrode can also be connected, as well as antimony electrodes. The second analog input is for connection of an RTD temperature probe Pt100 or Pt1000 for temperature compensation.
There are up to two analog outputs and a SPDT relay (changeover contact) available. The analog outputs are galvanically isolated and assigned to the inputs. Either the primary value (pH-value or Redox voltage) or the temperature can be assigned to the relay contact.
The devices can be operated and configured using the front face buttons and the integrated LCD, or the configuration can also be done very conveniently from a computer using the optional cable and setup program. It is possible to save and print the configuration data from the setup program, thus simplifying plant documentation and allowing for easy downloading of the configuration file to multiple units.
The devices are supplied with a calibration certificate in which the device data and calibration data are documented.

Block structure

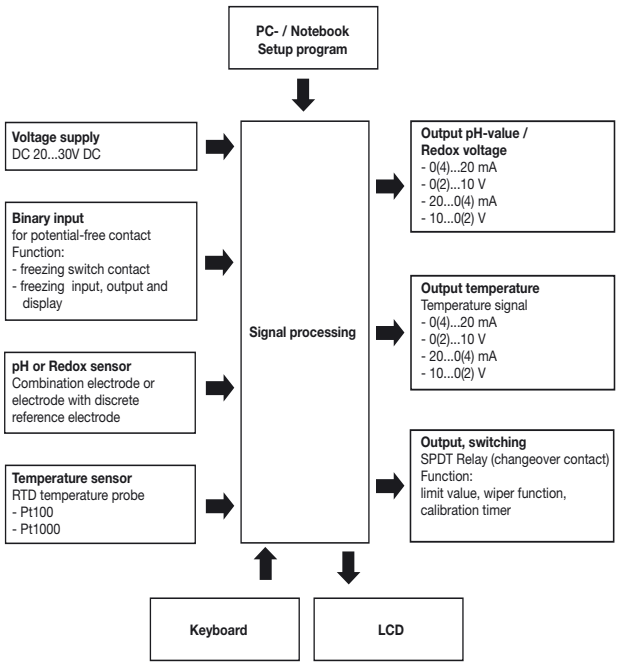

Special features

- Can be changed over from pH to mV / ORP (Redox voltage)
- Simple connection of the sensors with screw terminals
- Asymmetric and symmetric connection of the pH-sensors
- 2 galvanically isolated analog outputs 0(4) ... 20mA / 0(2) ... 10V freely configurable as actual value output for pH, Redox or temperature
- Switching output: SPDT relay (changeover contact)
- Monitoring of the medium temperature is possible
- Simple, guided calibration procedure
- 3-way isolation (input, output and supply voltage are galvanically isolated from one another)
- For mounting on a DIN rail
- Calibration timer
- Delivery including calibration certificate

2008-08-20/00516248

JUMO GmbH & Co. KG
Delivery address: Mackenrodtstraße 14, 36039 Fulda, Germany
Postal address: 36035 Fulda, Germany
Phone: +49 661 6003-0
Fax: +49 661 6003-607
E-mail: mail@jumo.net
Internet: www.jumo.net

JUMO Instrument Co. Ltd.
JUMO House
Temple Bank, Riverway
Harlow - Essex CM20 2DY, UK
Phone: +44 1279 63 55 33
Fax: +44 1279 63 52 62
E-mail: sales@jumo.co.uk
Internet: www.jumo.co.uk

JUMO Process Control, Inc.
8 Technology Boulevard
Canastota, NY 13032, USA
Phone: 315-697-JUMO
1-800-554-JUMO
Fax: 315-697-5867
E-mail: info@jumo.us
Internet: www.jumo.us

Operation

The JUMO ecoTRANS pH 03 can be operated either with the keys of the instrument and the LCD or with the optional setup program via a PC / laptop.

pH measurement

It is possible to connect both, pH combination electrodes as well as glass electrodes with a separate reference electrode. There are two possible connection types:

- asymmetric high-resistance (the common variant)
- symmetric high-resistance

The symmetric connection can facilitate a more stable measurement in electrically disturbed media (e.g. from insulation problems of electrical operating equipment, pumps etc.).

The temperature compensation of the pH-value is achieved through the automatic measurement of the temperature over the second input or by manually inputting the value.

Redox measurement

It is possible to connect both - Redox combination electrodes as well as metal electrodes with a separate reference electrode.

The display can be either in mV or freely scaled.

Calibration

pH-value measurement

- Single-point calibration
- Two-point calibration

Redox measurement

- Single-point calibration with mV display
- Two-point calibration with display in % (free-scale)

Calibration timer

The calibration timer indicates when a user-defined routine calibration interval has been reached. The number of days after the timer alarm is triggered is adjustable (plant specification or specification of owner-operator).

Binary input

The following functions can be invoked by means of the binary input:

- Freezing of switch contact
  Upon activation of this function, the switch contact remains in its current switch position.
- Freezing the inputs, outputs and display.
  Upon activation of this function, the momentary values are retained.
- Freezing of switch contact and actual value outputs
  Upon activation of this function, the actual value outputs retain their momentary values and the switch contact retains its momentary switch position.

Application:
Avoiding uncontrolled reaction of the outputs e.g. in case of cleaning work at the sensor.
If the corresponding connecting terminals are bridged by a potential-free contact (e.g. a relay), the pre-defined function is activated.

Functions of the outputs of the JUMO ecoTRANS pH 03

Analog outputs

- One analog actual value output each for pH- (Redox-) value and temperature.
- The analog output signals are freely scaleable (measurement range starting and end value)

In case of the measurement range being overshot or undershot, the analog outputs can take on the following states:
"Low" corresponds to 0 mA or 4 mA or 3.4 mA / 0 V or 1.4 V or 2 V depending on the selected output signal type.
"High" corresponds to 20 mA or 22 mA / 10 V or 10.7 V depending on the selected output signal type.
These states can be recognized by downstream devices (e.g. a PLC) as "irregular" and used for raising alarms.

- Simulation of the actual value output:

The analog actual value outputs can be freely set in "Manual" mode.
Application: Dry commissioning of the plant (without electrode); Troubleshooting; Service.

Switch output

The switch output can be used for monitoring the pH- (Redox-) value or the temperature.
The following functions can be assigned to the relay output:

- Process alarms (high or low limits) with programmable hysteresis.

Max. limit comparator

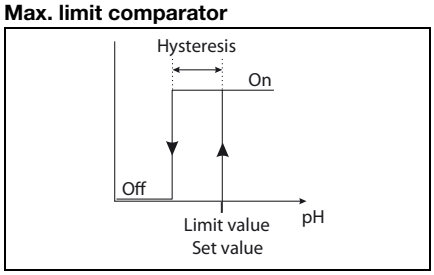

Min. limit comparator

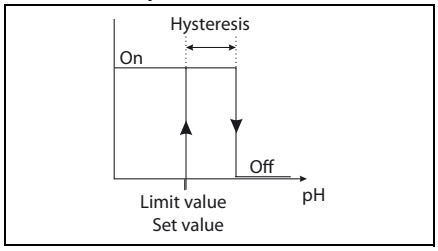

JUMO GmbH & Co. KG
Delivery address: Mackenrodtstraße 14, 36039 Fulda, Germany
Postal address: 36035 Fulda, Germany
Phone: +49 661 6003-0
Fax: +49 661 6003-607
E-mail: mail@jumo.net
Internet: www.jumo.net

JUMO Instrument Co. Ltd.
JUMO House
Temple Bank, Riverway
Harlow - Essex CM20 2DY, UK
Phone: +44 1279 63 55 33
Fax: +44 1279 63 52 62
E-mail: sales@jumo.co.uk
Internet: www.jumo.co.uk

JUMO Process Control, Inc.
8 Technology Boulevard
Canastota, NY 13032, USA
Phone: 315-697-JUMO
1-800-554-JUMO
Fax: 315-697-5867
E-mail: info@jumo.us
Internet: www.jumo.us

- Deviation band alarm high or low.

Alarm window 1

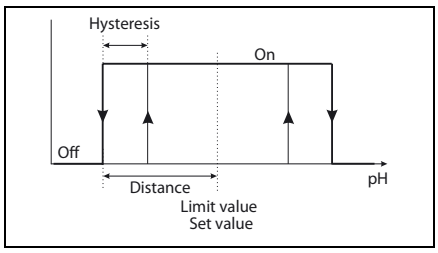

Alarm window 2

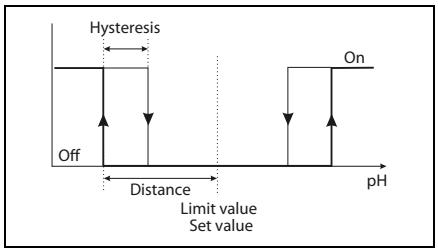

■ Deviation alarm (wiper function), output closes briefly when the switching point is reached and then opens again.

Deviation alarm contact triggering condition longer than pulse duration

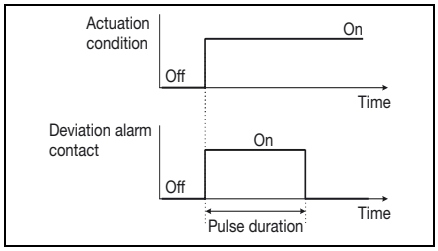

Deviation alarm contact triggering condition shorter than pulse duration

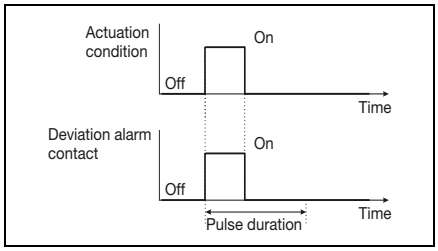

- Actuation and dropping delay programmable.
- Window limit comparator.
- Switching outputs can be inverted.
- The behavior of the measurement range overshooting or undershooting is programmable (actuation/ dropping).
- Signaling "elapsed calibration timer".
- Signaling sensor error, out of range.

Technical data

Inputs

Analog input 1 (pH / Redox)
- Combination electrode
- Glass or metal electrodes with separate reference electrode
- Antimony electrode

Measurement ranges pH / Redox
-2 ... 16 pH or
-1500 ... +1500 mV

Accuracy pH / Redox
± 1% of the measurement range

Analog input 2 (Temperature)
- Resistance thermometer Pt100 or Pt1000

The RTD temperature sensor can be connected in a 2-wire circuit.
It is possible to toggle the display of the readings between °C / °F.

Temperature offset analog input 2
An offset correction of the actual value can be carried out in the range from -20 ... +20°C.

Temperature, measurement range
-10 ... +150°C or 14 ... 302°F

Characteristic curve deviation, temperature
in case of Pt100 / Pt1000: ≤ 1.5 K of the measurement range

Outputs

Two analog outputs:
freely configurable:
0(2) … 10V $R_{Load} \geq 2\ k\Omega$ or
10 … (2)0V $R_{Load} \geq 2\ k\Omega$ or
0(4) … 20mA $R_{Load} \leq 400\ \Omega$ or.
20 … (4)0mA $R_{Load} \leq 400\ \Omega$
galvanically isolated to the inputs:
$\Delta U \leq 30V$ AC or $\Delta U \leq 50V$ DC
Scaling range minimum 10% of the measurement range

Characteristic curve deviation of the output signal
≤ 0.075% of the measurement range

Relay output:
SPDT contact
Breaking capacity: 8 A/250V AC or 8 A/ 24V DC with resistive loads.
Contact life: > 100,000 switching operations at rated load.

General characteristic values

A/D converter
Resolution 14Bit

Sampling time
500ms = 2 measurements / second

Ambient temperature influence
≤ 0.6% / 10 K

Measurement circuit monitoring
Input 1(primary value): out-of-range
Input 2 (temperature): out-of-range, sensor short-circuit, sensor rupture.
The outputs take on a defined (configurable) state in case of a fault.

Data backup
EEPROM

Voltage supply
20 … 30V DC, residual ripple <5%, power drawn ≤ 4 W,
with polarity reversal protection.
Operation only at SELV- or PELV circuits.

Electrical connections
Screw terminals up to 2.5 mm^2

Operating temperature range
0 ... 50°C

Functional temperature range
-10 … +60°C

Permissible storage temperature
-20 … +75°C

Climatic requirements
rel. humidity ≤ 75% without condensation

Protection rating(according to EN 60 529)
IP 20

Electrical safety
in accordance with EN 61 010
air gaps and leakage paths for
- overvoltage category II
- degree of fouling 2

Electromagnetic compatibility
according to EN 61 326
Immunity to interference: Industrial requirement
Transient emissions: class B

Housing
DIN rail mounting made of PC (Polycarbonate)

Assembly
on DIN rail 35mm x 7.5mm according to DIN EN 60 715

Installation position
as desired

Weight
approx. 150g

JUMO GmbH & Co. KG
Delivery address: Mackenrodtstraße 14,
36039 Fulda, Germany
Postal address: 36035 Fulda, Germany
Phone: +49 661 6003-0
Fax: +49 661 6003-607
E-mail: mail@jumo.net
Internet: www.jumo.net

JUMO Instrument Co. Ltd.
JUMO House
Temple Bank, Riverway
Harlow - Essex CM20 2DY, UK
Phone: +44 1279 63 55 33
Fax: +44 1279 63 52 62
E-mail: sales@jumo.co.uk
Internet: www.jumo.co.uk

JUMO Process Control, Inc.
8 Technology Boulevard
Canastota, NY 13032, USA
Phone: 315-697-JUMO
1-800-554-JUMO
Fax: 315-697-5867
E-mail: info@jumo.us
Internet: www.jumo.us

Dimensions

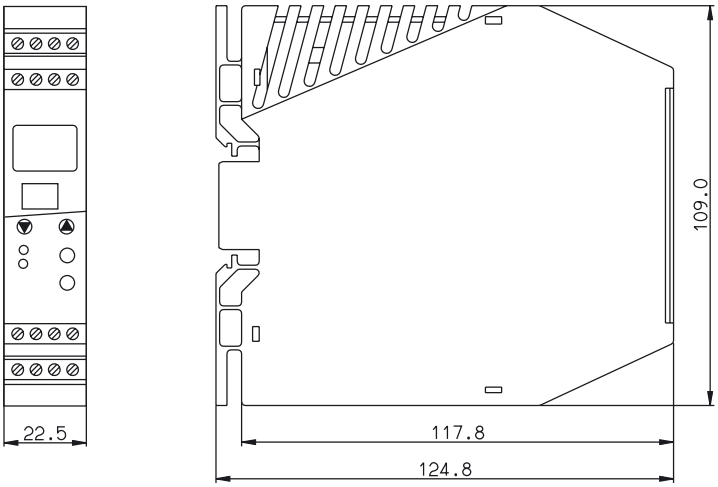

Operation via Setup interface

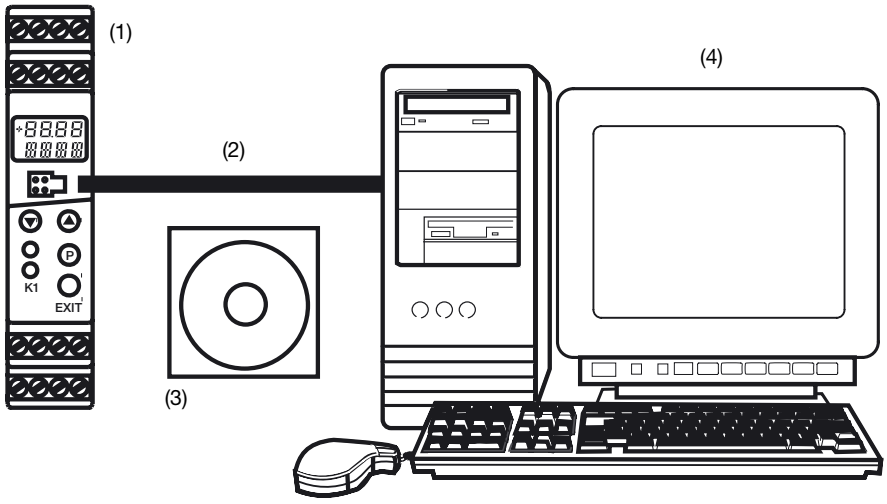

(1) JUMO ecoTRANS pH 03
(2) PC interface cable (optional accessories)
(3) JUMO PC Setup Software, multi-lingual D / GB / F (optional accessories)
(4) PC or Notebook with USB port
Operating system: Windows 2000®, Windows XP® or Windows NT® from 4.0 onwards

JUMO GmbH & Co. KG
Delivery address: Mackenrodtstraße 14, 36039 Fulda, Germany
Postal address: 36035 Fulda, Germany
Phone: +49 661 6003-0
Fax: +49 661 6003-607
E-mail: mail@jumo.net
Internet: www.jumo.net

JUMO Instrument Co. Ltd.
JUMO House
Temple Bank, Riverway
Harlow - Essex CM20 2DY, UK
Phone: +44 1279 63 55 33
Fax: +44 1279 63 52 62
E-mail: sales@jumo.co.uk
Internet: www.jumo.co.uk

JUMO Process Control, Inc.
8 Technology Boulevard
Canastota, NY 13032, USA
Phone: 315-697-JUMO
1-800-554-JUMO
Fax: 315-697-5867
E-mail: info@jumo.us
Internet: www.jumo.us

Electrical connections

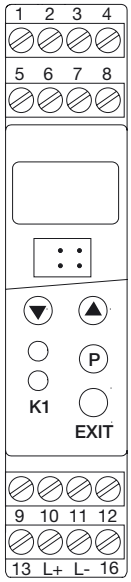

Measurement inputs	Termination assignment		Symbol
pH combination electrode or Redox combination electrode	16 13	Reference system Glass electrode / metal electrode (inner conductor)	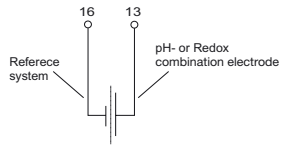
pH glass electrode or metal electrode (with separate reference electrode)	13	Glass / metal electrode (inner conductor)	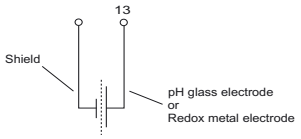
Reference electrode (with separate electrodes	16	Reference system	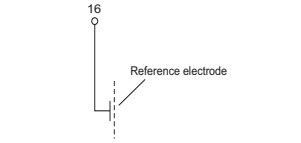
Liquid potential (connect only with symmetric connection)	12		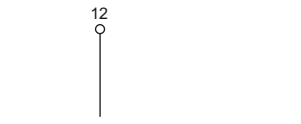
Reference thermometer in two-wire circuit	9 10		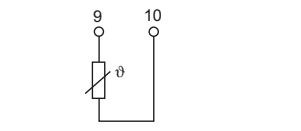
Binary input	11 12		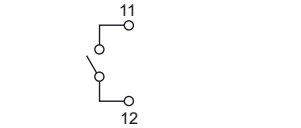

JUMO GmbH & Co. KG
Delivery address: Mackenrodtstraße 14,
36039 Fulda, Germany
Postal address: 36035 Fulda, Germany
Phone: +49 661 6003-0
Fax: +49 661 6003-607
E-mail: mail@jumo.net
Internet: www.jumo.net

JUMO Instrument Co. Ltd.
JUMO House
Temple Bank, Riverway
Harlow - Essex CM20 2DY, UK
Phone: +44 1279 63 55 33
Fax: +44 1279 63 52 62
E-mail: sales@jumo.co.uk
Internet: www.jumo.co.uk

JUMO Process Control, Inc.
8 Technology Boulevard
Canastota, NY 13032, USA
Phone: 315-697-JUMO
1-800-554-JUMO
Fax: 315-697-5867
E-mail: info@jumo.us
Internet: www.jumo.us

Outputs	**Termination assignment**		**Symbol**
I analog actual value output pH / Redox (galvanically isolated)	5 6	+ -	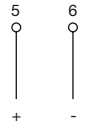
II analog actual value output temperature (galvanically separate)	7 8	+ -	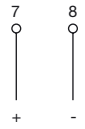
III Relay	1 3 4	common break (n.c.) make (n.o.)	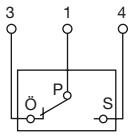

Voltage supply	**Termination assignment**		**Symbol**
Voltage supply (with polarity reversal protection)		L- L+	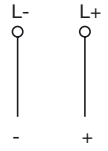

JUMO GmbH & Co. KG
Delivery address: Mackenrodtstraße 14, 36039 Fulda, Germany
Postal address: 36035 Fulda, Germany
Phone: +49 661 6003-0
Fax: +49 661 6003-607
E-mail: mail@jumo.net
Internet: www.jumo.net

JUMO Instrument Co. Ltd.
JUMO House
Temple Bank, Riverway
Harlow - Essex CM20 2DY, UK
Phone: +44 1279 63 55 33
Fax: +44 1279 63 52 62
E-mail: sales@jumo.co.uk
Internet: www.jumo.co.uk

JUMO Process Control, Inc.
8 Technology Boulevard
Canastota, NY 13032, USA
Phone: 315-697-JUMO
1-800-554-JUMO
Fax: 315-697-5867
E-mail: info@jumo.us
Internet: www.jumo.us

Order details:

JUMO ecoTRANS pH 03
Microprocessor transmitter/ switching device for pH-value/ Redox voltage and temperature

		(1)	**Basic type**
	202723		JUMO ecoTRANS pH 03 Microprocessor transmitter/ switching device for pH-value/ Redox-voltage and temperature
		(2)	**Output I (pH-value/ Redox-voltage)**
x	888		Analog actual value output, freely programmable
		(3)	**Output II (temperature)**
x	000		None
o	888		Analog actual value output, freely programmable
		(4)	**Output III (switching)**
x	000		None
o	101		1x relay, toggle contact
		(5)	**Extra codes**
x	000		none
o	024		With PC-Setup software

x = standard
o 0 optional
- = not possible

	(1)		(2)		(3)		(4)		(5)
Order code		/		-		-		/	
Ordering example	202723	/	888	-	888	-	101	/	024

Stock versions (shipping in 3 working days of receipt of order)

Type	Description	Part No.
202723/888-000-000/000	One analog output for pH / Redox, without relay	20/00508665
202723/888-888-101/000	Two analog outputs, one relay output	20/00508663
202723/888-888-101/024	Two analog outputs, one relay output, with Setup software	20/00508664

Accessories (shipping in 3 working days of receipt of order)

Designation	Part No.
PC-Setup software for JUMO ecoTRANS pH 03	20/00513893
PC interface cable with USB / TTL-transducer and two adapters (USB connecting cable)	70/00456352
pH simulator (see Data Sheet 20.1090)	20/00300477
Connecting cable for pH-simulator, 1.5 m, BNC-plug and stripped cable ends	20/00513412
Switching mode power supply, Type PS5R-A24 for DIN rail assembly; Input voltage 100 ... 240V AC / 50 ... 60Hz, Output voltage 24V DC / 0.3A	20/00374661

For compatible pH or Redox sensors, see Data Sheets 20.1005, 20.1020 and 20.1030.