RoHS ✔

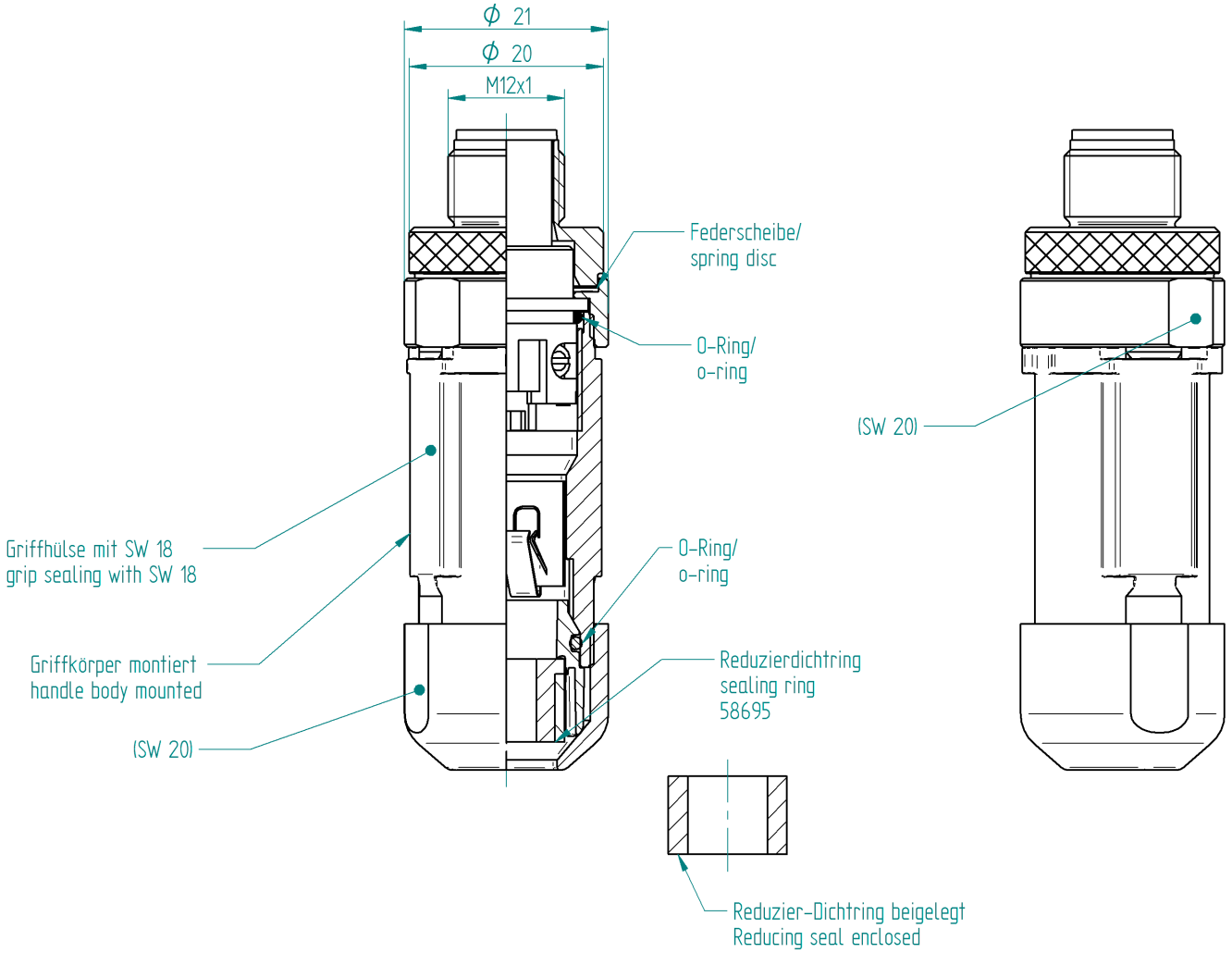

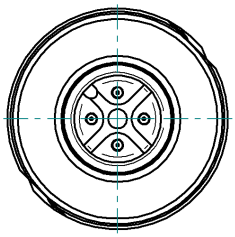

Typ/ *type*	Polzahl/ *number of poles*		Kabeldurchlass/ *cable outlet*
RSCS 4/9	4	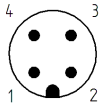	Ø 4,0 - 9,0 mm
RSCS 5/9	5	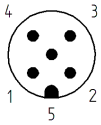	

The information/details in this datasheet merely contain general descriptions or performance factors which, when applied in an actual situation, do not always correspond with the described form, and may be amended by way of the further development of products. The desired performance factors shall only be binding if these are expressly agreed on conclusion of the contract.

DIN ISO 5456-2

Product description

Description	- M12 male connector with threaded joint, field attachable and shielded
Type	RSCS x/9
Type of contacts	male
Number of contacts	4, 5
Cable gland	PG 9
Conductor size	0,25 - 0,75 mm² with wire end ferrule
Standard	IEC 61076-2-101
Construction type	JM, A-coded

Technical data

Operating voltage	50 V AC / 60 V DC
Rated voltage	60 V
Rated current *	4 A
Rated impulse voltage	1,5 kV, 4 poles
Rated impulse voltage	1,0 kV, 5 poles
Pollution degree	3 acc. to DIN EN 60664-1 (VDE 0110-1)
Contact resistance	≤ 5 mOhm
Insulation resistance	> 10^9 Ohm
Mating cycles	100

* Notice derating

Materials

Housing	GD - ZnAl, nickel plated
Contact bearer	PBT, black
Contact	CuZn
Contact plating	Cu/Sn/Zn
Screw(s)	St 5.8, chromated blue
Cable gland screw	CuZn, nickel-plated
Knurled screw	CuZn, nickel-plated
Coupling nut	CuZn, nickel-plated
Shield contacting spring	CuBe, tined
Gasket(s)	FKM
Insulating sleeve	PA
Clamp cage	PBT

Environmental conditions

Protection class (IEC 60529) *	IP67
Temperature range (connector)	-25°C to +85°C, notice Derating

Good chemical resistance. The resistance has to be checked in individual cases.

* only if mounted and locked in combination with Hirschmann / Lumberg connector.
on the installation side tightness has to be assured by taking proper measures

Additional technical data

Fastening torque (coupling screw)	0,8 Nm

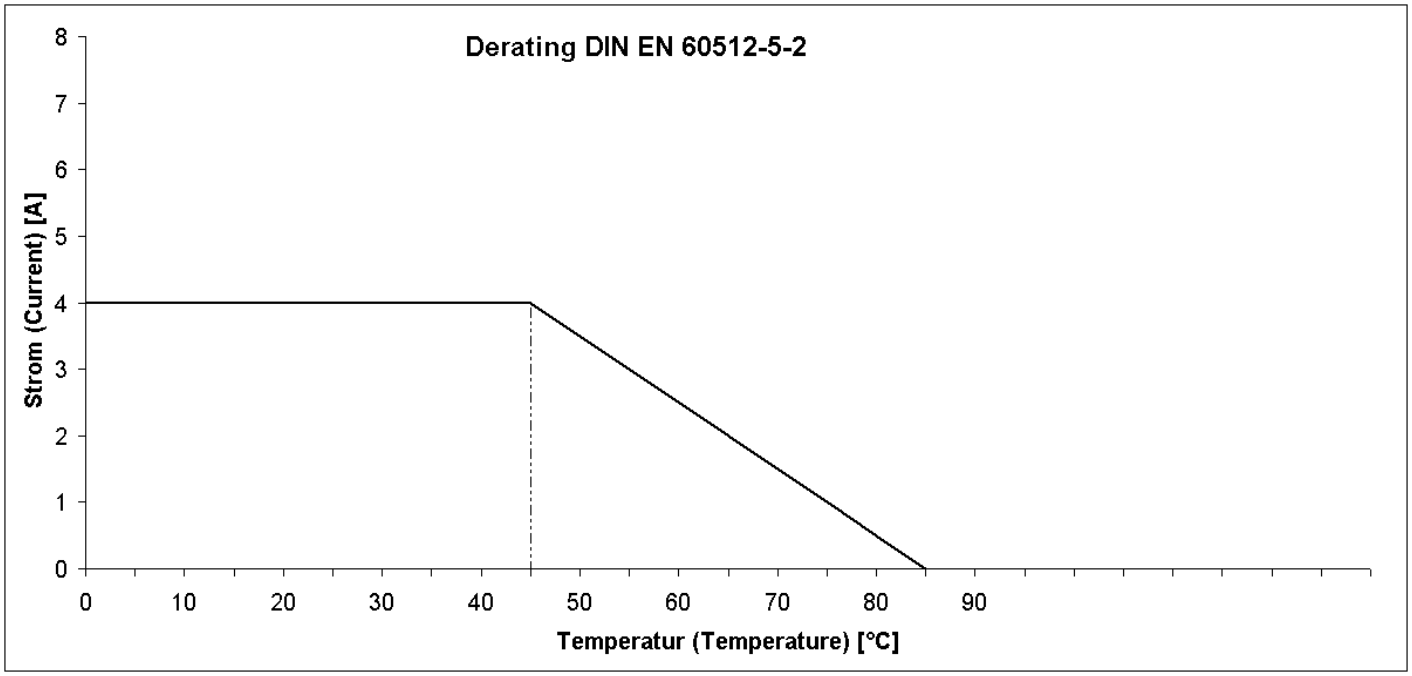

product overview

Article-No.	Type
000-056-436	RSCS 4/9
000-056-438	RSCS 5/9