SCHMERSAL Tech Briefs:

NEW TESK Hinged switch



Features



270° rotation of switch halves



Suitable for inside or surface mounting on standard aluminum profiles



Guard door mounting hinge half available in two sizes

Overview

The TESK Series is the latest addition to our safety hinge switch product family.

The TESK hinge switch is designed to replace conventional hinges to provide monitoring of the position of machine guards which must be closed for operator safety. It provides guard door position monitoring without a unit mounted at the opening side or the need for readjustments because of misalignments of the guard door and frame.

These switches are available with a factory preset switching angle for inside mounting or surface mounting, or with an adjustable switching angle to allow the installer to set their own specific angle. The adjustable model comes with a special tool that adjusts the switching angle and provides the cap for the adjustment port to prevent operators from readjusting the switching point.

The TESK offers a greater rotation angle than ever before: Hinges are free to swing open through 270°.

It is easy to install on a wide range of standard aluminum extruded profile frame sizes and other guard styles. It is even available with an extended hinge half with an extra set of mounting holes suitable to secure the hinge to Plexiglas or plastic doors. Models are provided with either a quick connector or prewired cable (1, 3, 5 or 10 meters), available from the top or bottom of the hinge. It is available with 2, 3 or 4 contacts, in a variety of configurations.

Constructed from die cast zinc and with an IP65 rating to resist dust and water, these hinge switches are ideal for interlocking hinged safety guards in industrial environments. We also offer additional matching hinges (without switch) for both the standard and extended hinge types.

Adjustable switching angle

To set the switching angle in adjustable models (U), use the included adjustment tool.

After the switching angle has been set and checked, the blanking plug for the adjustment opening must be put in place to prevent tampering. Insert the blanking plug end of the adjustment tool in the adjustment opening and detach by making lateral movements with the tool. Glue into place, file smooth.

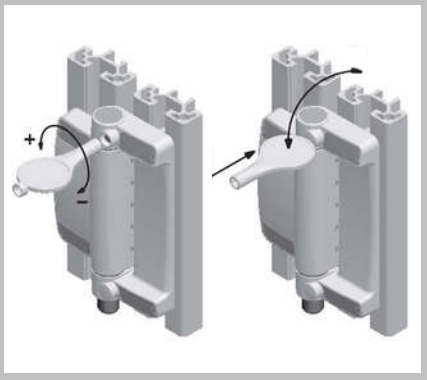

Applications

- Material handling systems
- Packaging machinery
- Chemical processing equipment
- Robot cells
- Folding or brake presses
- Filter presses
- Punching machines
- Printing machines
- Injection molding
- Palletizers
- Packaging equipment

Available Literature



TESK Brochure
4 pages

Ordering Details

TESK-①-②-③-④-⑤

① Hinge length
- S Standard version
- L Long hinge half

② Switching Angle
- A for surface mounting (180°)
- I for inside mounting (0°)
- U Adjustable

③ Contact configuration
- 02 2 NC
- 11 1 NO / 1 NC
- 12 1 NO / 2 NC
- 13 1 NO / 3 NC
- 22 2 NO / 2 NC

④ Wiring
- L1 pre-wired cable, bottom
- L2 pre-wired cable, top
- ST1 M12, 8 pin connector, bottom
- ST2 M12, 8 pin connector, top

⑤ Cable Length (L1/L2 only)
- 1M 1 meter
- 3M 3 meters
- 5M 5 meters
- 10M 10 meters

Accessories

Additional hinge (no switch)
TESK-ZS Standard version
TESK-ZL With extended hinge half

Connector cables
A-K8P-M12-S-G-2.5M-BK-1-X-A-2
IP67 cable, 2.5 meter length
A-K8P-M12-S-G-5M-BK-1-X-A-2
IP67 cable, 5 meter length
A-K8P-M12-S-G-10M-BK-1-X-A-2
IP67 cable, 10 meter length

Compatible Safety Controllers

SRB-E-201LC	**SRB-301MC**
SRB-E-201ST	**SRB-301ST-24**
SRB-E-204ST	SRB-504ST
SRB-211ST	**SRB-324ST**

Bold part numbers are regularly stocked

Contact

Schmersal USA
15 Skyline Drive
Hawthorne, NY 10532

Tel: 914-347-4775
Fax: 914-347-1567
E-mail: salesusa@schmersal.com

Schmersal Canada
15 Regan Road, Unit # 3
Brampton, ON L7A 1E3

Tel: 905-495-7540
Fax: 905-495-7543
E-Mail: salescanada@schmersal.com