Vertical DIN Rail enclosures: CVB-PLUS1

Product overview

- 22.5mm wide vertical DIN Rail mount housing
- Clip together design for fast assembly
- Supplied with four 4-pole 5mm pitch pluggable terminal blocks
- 16 positions
- Moulded in UL94-V0, PA66
- Front and side label recesses
- Solid and vented versions available
- Top hat 35mm DIN Rail or surface mounting









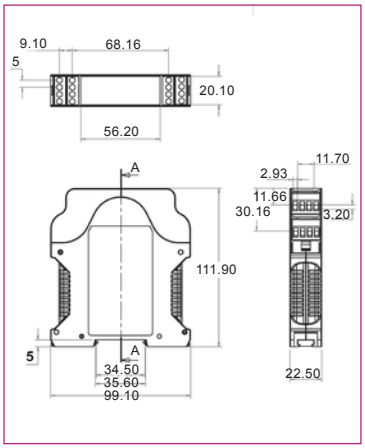

SPECIFICATION		
Rating terminals	15A 300V	
Contact resistance	20mΩ	
Insulation resistance	500mΩ/DC500V	
Withstand voltage	AC2000V/1min	
Materials	Pin head Housing	Brass, tin plated PA66, UL94-V0
Terminal block	See page 403 for terminal block specification	

PART NO.	DESCRIPTION	LENGTH	WIDTH	HEIGHT
CVB-PLUS1	Solid sides	112mm	22.5mm	99mm
CVB-PLUS1V	Vented sides	112mm	22.5mm	99mm

KEY FEATURES

Clip together | 16 positions | 22.5mm width module



ACCESSORIES

CVB-plus pcb

- Material: 2-layer FR4
- X826 1.3mm diameter holes
- X16 1.5mm diameter holes (reserved for terminal blocks)

PART NO.	DESCRIPTION	LENGTH	WIDTH	HEIGHT
CVB-PLUS-PCB	PCB	80mm	99.2mm	1.6mm



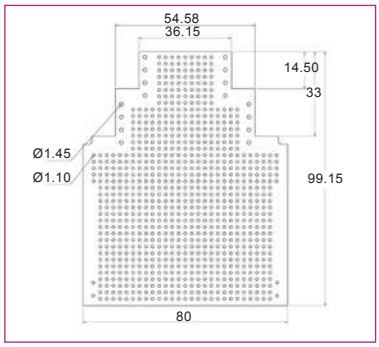

CVB-plus metal earth clip

- Replaces one of the black DIN clips to offer earthing from PCB to DIN Rail.



PART NO.	DESCRIPTION
CVB-PLUS-MC	Metal earth clip

Vertical DIN Rail enclosures: CVB-S-PLUS1

Product overview

- 22.5mm wide vertical DIN Rail mount housing
- Clip together design for fast assembly
- Supplied with four 4-pole 5mm pitch pluggable block set (see page 403)
- 16 positions
- Moulded in UL94-V0, PA66
- Front and side label recesses
- Solid and vented versions available
- Top hat 35mm DIN Rail or surface mounting
- Low profile version

CVB-S-PLUS1





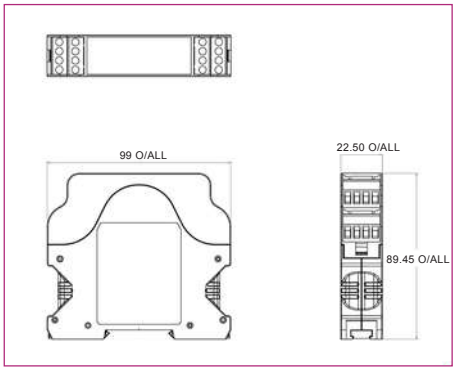

SPECIFICATION		
Rating terminals	15A 300V	
Contact resistance	20mΩ	
Insulation resistance	500mΩ/DC500V	
Withstand voltage	AC2000V/1min	
Materials	Pin header Housing	Brass, tin plated PA66, UL94-V0
Terminal block	See page 403 for terminal block specification	

SPECIFICATION	DESCRIPTION	LENGTH	WIDTH	HEIGHT
CVB-S-PLUS1	Solid sides	89.45mm	99mm	22.5mm
CVB-S-PLUS1V	Vented sides	89.45mm	99mm	22.5mm

KEY FEATURES

Clip together design | 16 positions | Low profile





ACCESSORIES

CVB-S-PLUS-PCB

- Material 2-layer FR4

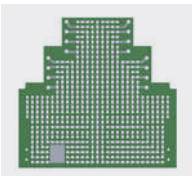

PART NO.	LENGTH	WIDTH	HEIGHT
CVB-S-PLUS-PCB	76.29mm	80mm	1.6mm

CVB-S-PLUS metal earth clip

- Replaces one of the black DIN clips to offer earthing from PCB to DIN Rail.



PART NO.	DESCRIPTON
CVB-PLUS-MC	Metal earth clip

+44 (0)1638 716101 | sales@camdenboss.com | www.camdenboss.com

We operate a constant improvement policy, our products are subject to change without notice.

Vers 1

bsi. ISO 9001 Quality Management FM 28614 ISO 14001 Environmental Management EMS 613558

Vertical DIN Rail enclosures: CVB-PLUS2

Product overview

- 22.5mm wide vertical DIN Rail mount housing
- Clip together design for fast assembly
- Supplied with one 4-pole 5mm pitch pluggable terminal block set offering four positions (see page 403)
- Moulded in UL94-V0, PA66
- Front and side label recesses
- Solid and vented versions available
- Top hat 35mm DIN Rail or surface mounting
- Open on one side





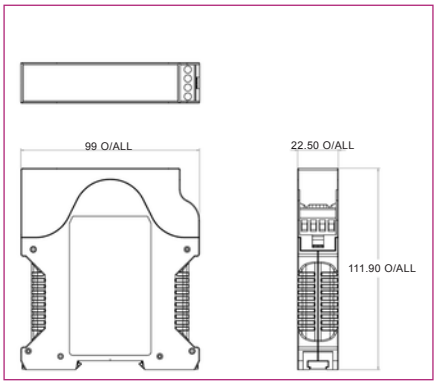

SPECIFICATION		
Rating terminals	15A 300V	
Contact resistance	20mΩ	
Insulation resistance	500mΩ/DC500V	
Withstand voltage	AC2000V/1min	
Materials	Pin header Housing	Brass, tin plated PA66, UL94-V0
Terminal block	See page 403 for terminal block specification	

PART NO.	DESCRIPTION	LENGTH	WIDTH	HEIGHT
CVB-PLUS2	Solid sides	112mm	99mm	22.5mm
CVB-PLUS2V	Vented sides	112mm	99mm	22.5mm

KEY FEATURES

UL94-V0 | Front and side label recesses | Open on one side

ACCESSORIES

CVB-S-PLUS metal earth clip

- Replaces one of the black DIN clips to offer earthing from PCB to DIN Rail.



PART NO.	DESCRIPTION
CVB-PLUS-MC	Metal earth clip

Vertical DIN Rail enclosures: CVB-S-PLUS2

Product overview

- 22.5mm wide vertical DIN Rail mount housing
- Clip together design for fast assembly
- Supplied with one 4-pole 5mm pitch pluggable terminal block set offering four positions (see page 403)
- Moulded in UL94-V0, PA66
- Front and side label recesses
- Solid and vented versions available
- Top hat 35mm DIN Rail or surface mounting
- Low profile version
- Open on one side

CVB-S-PLUS2





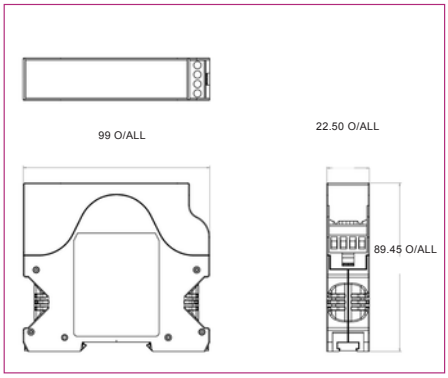

SPECIFICATION		
Rating terminals	15A 300V	
Contact resistance	20mΩ	
Insulation resistance	500mΩ/DC500V	
Withstand voltage	AC2000V/1min	
Materials	Pin header Housing	Brass, tin plated PA66, UL94-V0
Terminal block	See page 403 for terminal block specification	

PART NO.	DESCRIPTION	LENGTH	WIDTH	HEIGHT
CVB-S-PLUS2	Solid sides	89.45mm	99mm	22.5mm
CVB-S-PLUS2V	Vented sides	89.45mm	99mm	22.5mm

ACCESSORIES

CVB-S-PLUS metal earth clip

- Replaces one of the black DIN clips to offer earthing from PCB to DIN Rail.



PART NO.	DESCRIPTON
CVB-PLUS-MC	Metal earth clip

KEY FEATURES

Clip together design | Low profile version | Open one side

+44 (0)1638 716101 | sales@camdenboss.com | www.camdenboss.com

We operate a constant improvement policy, our products are subject to change without notice.

Vers 1

Vertical DIN Rail enclosures: Terminal blocks (included with CVB-Plus as standard)

PART NO.	DESCRIPTION
CVBP9200	Female terminal block
CVBP935L	Male left side terminal block
CVBP935R	Male right side terminal block

SPECIFICATION		
Rating terminals	15A 300V	
Contact resistance	20mΩ	
Insulation resistance	500mΩ/DC500V	
Withstand voltage	AC2000V/1min	
Materials	Pin header Housing	Brass, tin plated PA66, UL94-V0
Wire range	1.5mm² (28-14AWG) solid and stranded cable	
Approvals	UL and VDE	

CVBP9200



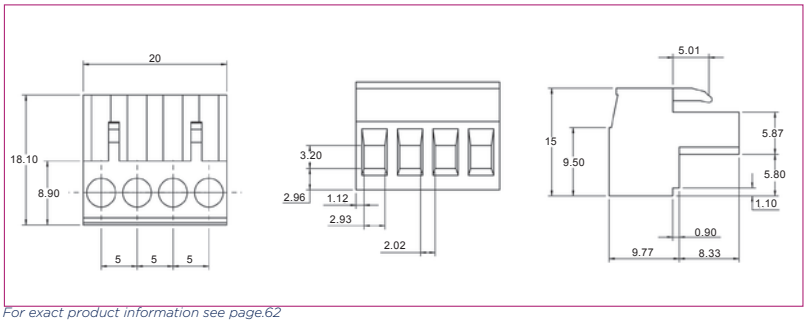

For exact product information see page.62

CVBP935L



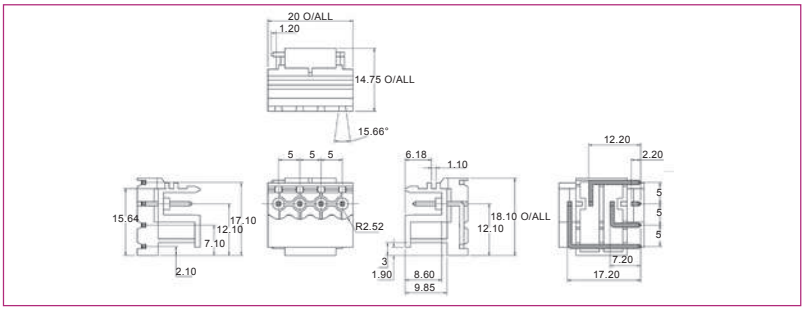

CVBP935R



