bürkert
FLUID CONTROL SYSTEMS



2/2 or 3/2-way Solenoid Valve for aggressive medium, true union and G 3/8 - G 1/2

- Hermetic isolation of fluid from the actuator
- Insensitive to aggressive fluids
- Different circuit functions
- Lockable manual override as standard
- Simple installation and removal

Type 0131 can be combined with…

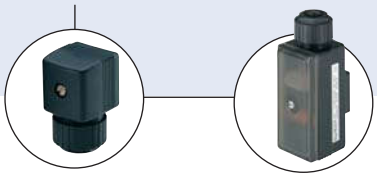

Type 2508
Cable plug

Type 1078
Timer unit

Type 0131 is a direct-acting 2/2- or 3/2-way solenoid valve with different circuit functions. A separating diaphragm isolates the actuator from the fluid. No fluid contact with metallic components.

Technical data	
Orifice	DN 10 - 20
Body material	PVC PVDF on request
Coil material	Epoxy
Coil insulation class	H
Seal material	EPDM, FKM
Medium with EPDM with FKM	 Alkalis, alkaline washing and bleaching lyes Oxydizing acids and substances, salt solutions
Medium temperature Body + seal (Material combination) PVC/EPDM PVC/FKM	 -30 to +50 °C −10 to +50 °C
Ambient temperature	max. +50 °C
Viscosity	max. 37 mm²/s
Voltage tolerance	±10%
Cycling rate	ca. 100 – 150/min with AC max. 6/min with UC
Duty cycle	100% continuous rating
Electrical connection	Cable plug for Ø 7 mm cable, acc. to DIN EN 175301-803 Form A (supplied as standard)
Protection class	IP 65 with cable or cable plug
Installation	as required, preferably with actuator upright

Power consumption			
Inrush		**Hold (hot coil)**	
AC [VA]	**UC [W]**	**AC [VA/W]**	**UC [W]**
100-120	100	32/16	9

DTS 1000010907 EN Version: B Status: RL (released I freigegeben I validé) printed: 04.08.2009

bürkert

Ordering chart for valves (other versions on request)

All valves with PVC body, with manual override, with cable plug

Circuit function	Port connection	Orifice [mm]	Kv-value water [m³/h]	Pressure Pressure [bar]	Item no. per voltage/frequency [V/Hz] 230/UC	230/50	024/50	024/UC
Seal material EPDM								
A 2/2-way-valve NC 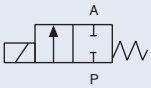	G 1/2	10	2.0	0 - 3	–	056 795	–	–
	True union Ø 16			0 - 3	–	050 549	042 477	046 949
	True union Ø 20			0 - 3	–	056 791	–	–
	G 1/2	15	4.5	0 - 1	–	054 831	–	067 832
	True union Ø 20			0 - 1	–	055 423	051 028	050 809
	True union Ø 25	20	6.0	0 - 0.5	–	051 257	053 992	045 225
B 2/2-way-valve NO 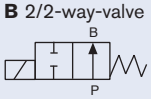	True union Ø 16	10	2.0	0- 2	–	017 113	–	041 272
	True union Ø 25	20	6.0	0 - 0.5	051 748	–	–	–
F 3/2-way distributor valve 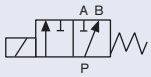	True union Ø 16	10	2.0	0 - 1	–	052 546	064 266	055 770
	True union Ø 20	15	4.0	0 - 0.5	–	052 071	058 279	049 883
	True union Ø 25	20	5.0	0 - 0.25	–	054 564	040 921	067 076
Seal material FKM								
A 2/2-way-valve NC 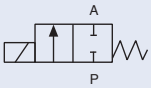	G 1/2	10	2.0	0 - 3	–	–	–	–
	True union Ø 16			0 - 3	–	050 443	052 953	047 915
	True union Ø 20			0 - 3	–	056 789	055 817	056 060
	G 1/2	15	4.5	0 - 1	–	056 663		–
	True union Ø 20			0 - 1	–	050 787	051 641	053 882
	True union Ø 25	20	6.0	0 - 0.5	–	051 351	050 551	056 495
B 2/2-way-valve NO 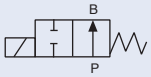	True union Ø 16	10	2.0	0- 2	–	053 221	–	–
F 3/2-way distribution valve 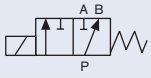	G 3/8	10	2.0	0 - 1	–	052 183	–	065 194
	True union Ø 16			0 - 1	–	052 619	048 365	058 362
	True union Ø 20	15	4.0	0 - 0.5	–	050 904	057 305	058 710
	True union Ø 25			0 - 0.5	020 687	–	–	–
	True union Ø 25	20	5.0	0 - 0.25	–	066 280	068 352	058 363

Further versions on request

Approvals
UR, CSA

Voltage
Non-standard voltages

DTS 1000010907 EN Version: B Status: RL (released | freigegeben | validé) printed: 04.08.2009

Dimensions [mm]

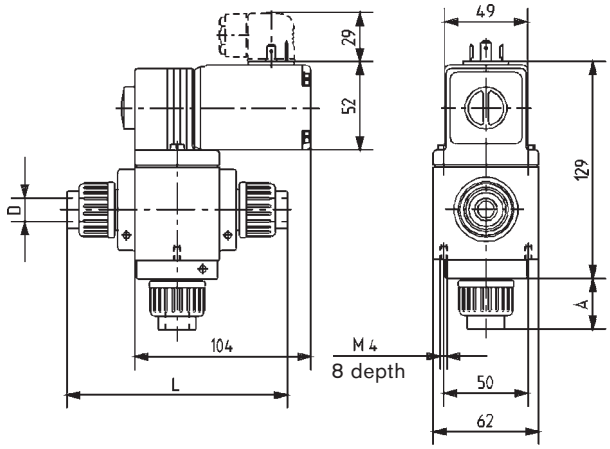

DN	A	D (true union)	D (threaded port)	L
10	30	Ø 16.2	G 3/8 and G 1/2	130
15	33	Ø 20.2	G 1/2 and G 3/4	136
20	37	Ø 25.2	G 3/4	144

DTS 1000010907 EN Version: B Status: RL (released I freigegeben I validé) printed: 04.08.2009

891604

To find your nearest Bürkert facility, click on the orange box → www.burkert.com

In case of special application conditions, please consult for advice.

Subject to alteration.
© Christian Bürkert GmbH & Co. KG

0908/3_DE-de_00891604