Shock-Safe Fuseholder, 5 x 20 / 6.3 x 32 mm, Slot, vertical





250 VAC · 3.2 W / 10 A (VDE)16 A (UL/CSA)

Description
- Kicked or straight PCB-terminals
- Vertical style

Standards
- IEC 60127-6
- UL 4248-1 / UL 512
- CSA C22.2 no. 39

Approvals
- VDE Certificate Number: 6945
- UL File Number: E39328
- CSA File Number: 38456

References

Weblinks
pdf, General Product Information, Approvals, RoHS, CHINA-RoHS, e-Store, SCHURTER-Stock-Check, Distributor-Stock-Check, Accessories

Technical Data

Shocksafe Category	PC2
Fuse-Link	5 x 20 or 6.3 x 32 mm
Mounting	PCB
Terminal	Solder THT
Rated Voltage	250 VAC
Rated Current	10 A (VDE), 16 A (UL/CSA)
Rated Power Acceptance IEC	3.2 W / 10 A @ Ta 23 °C 2.5 W / 10 A for 5x20 mm fuse-link, see derating curves
Degree of Protection	IP 40
Protection Class	Suitable for appliances with protection class 1 or 2 acc. to IEC 61140
Admissible Ambient Air Temp.	-40 °C to 85 °C
Climatic Category	40/085/21 acc. to IEC 60068-1
Material: Socket	Thermoplastic, black, UL 94V-0
Material: Terminals	Tin-Plated Copper Alloy
Unit Weight (Socket/Cap)	6.5 g / 2.3 g
Storage Conditions	0 °C to 60 °C, max. 70% r.h.
Product Marking	SCHURTER, Type, Voltage, Current, Approvals

Soldering Methods	Wave
Solderability	235 °C / 2 sec acc. to IEC 60068-2-20, Test Ta, method 1
Resistance to Soldering Heat	260 °C / 10 sec acc. to IEC 60068-2-20, Test Tb, method 1A
Contact Resistance	< 5 mΩ at 20 mV
Dielectric Strength	> 3 kV between L-N (50 Hz; 1 min)
Impulse Withstand Voltage	> 4 kV between L-N
Insulation Resistance	> 10 MΩ between L-N (500 VDC; 1 min)
Overvoltage Category	I - III acc. to IEC 60664-1
Pollution Degree	1 - 3 acc. to IEC 60664-1

Abmessungen

47.5 mm

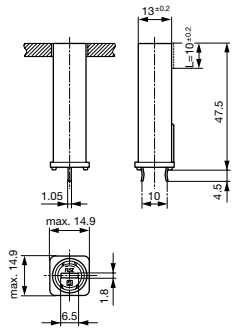

Variant 0031.3803 and 0031.3804



Drilling diagram

Derating Curves

5x20 mm

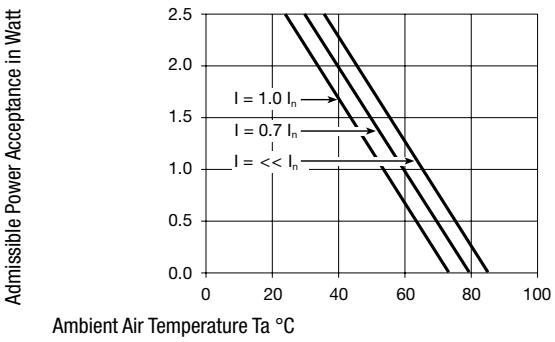

6.3x32 mm

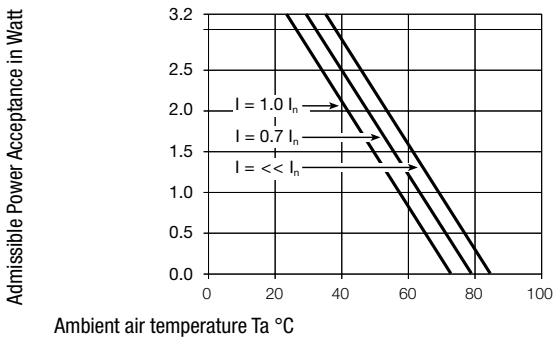

Variants

Holder	Cap	Fuse-Link	Terminal	Degree of Protection	Colour Cap	Remark	Comment	Order Number
●	-	5 x 20 or 6.3 x 32mm	Straight	IP 40	-	-	-	0031.3803
●	-	5 x 20 or 6.3 x 32mm	Kicked	IP 40	-	-	-	0031.3804
●	Slot Knob	6.3 x 32mm	Kicked	IP 40	Grey	0031.3804 + 0031.1666	-	0031.3822
●	Fingergrip	6.3 x 32mm	Kicked	IP 40	-	0031.3804 + 0031.1667	-	0031.3823

Packaging Unit Bulk (100 pcs.)

Required Accessory



Description	
Fingergrip FEU, FAU, FAC	
Caps Fingergrip for Holder FEU, FAU, FAC	
Fingergrip, 6.3 x 32 mm, IP 40	0031.1667
Fingergrip, 5 x 20 mm, IP 40	0031.1741
Caps to FEU, FAU, FAC	
Caps to Holder FEU, FEU (Med), FAU, FAC	
Slot Knob, 6.3 x 32 mm, IP 40	0031.1661
Slot Knob, 5 x 20 mm, IP 40	0031.1663
Slot Knob, 6.3 x 32 mm, Grey, IP 40	0031.1666

SCHURTER ELECTRONIC COMPONENTS
The specifications, descriptions and illustrations indicated in this document are based on current information. All content is subject to modifications and amendments.