

Inductive sensor

NBB0,8-4M25-E0

- Basic series
- 0.8 mm flush

Dimensions

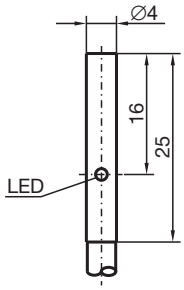

Technical Data

General specifications		
Switching function		Normally open (NO)
Output type		NPN
Rated operating distance	s_n	0.8 mm
Installation		flush
Output polarity		DC
Assured operating distance	s_a	0 ... 0.648 mm
Reduction factor r_{Al}		0.45
Reduction factor r_{Cu}		0.4
Reduction factor r_{304}		0.85
Output type		3-wire
Nominal ratings		
Operating voltage	U_B	10 ... 30 V

Release date: 2020-03-23 Date of issue: 2020-03-30 Filename: 134078_eng.pdf

Technical Data

Switching frequency	f	0 ... 3000 Hz
Hysteresis	H	5 ... 20 %
Reverse polarity protection		reverse polarity protected
Short-circuit protection		pulsing
Voltage drop	U_d	≤ 3 V
Operating current	I_L	0 ... 100 mA
Off-state current	I_r	0 ... 0.1 mA typ. 0.1 µA at 25 °C
No-load supply current	I_0	≤ 12 mA
Switching state indicator		LED, yellow
Functional safety related parameters		
$MTTF_d$		2140 a
Mission Time (T_M)		20 a
Diagnostic Coverage (DC)		0 %
Compliance with standards and directives		
Standard conformity		
Standards		EN 60947-5-2:2007 EN 60947-5-2/A1:2012 IEC 60947-5-2:2007 IEC 60947-5-2 AMD 1:2012
Approvals and certificates		
UL approval		cULus Listed, General Purpose
CSA approval		cCSAus Listed, General Purpose
CCC approval		CCC approval / marking not required for products rated ≤36 V
Ambient conditions		
Ambient temperature		-25 ... 70 °C (-13 ... 158 °F)
Mechanical specifications		
Connection type		cable PVC , 2 m
Core cross-section		0.14 mm²
Housing material		Stainless steel 1.4305 / AISI 303
Sensing face		PBT
Degree of protection		IP67
Cable		
Cable diameter		3 mm - 0.2 mm
Bending radius		> 12 x cable diameter

Connection

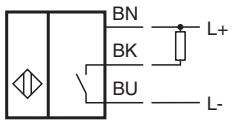

Mounting

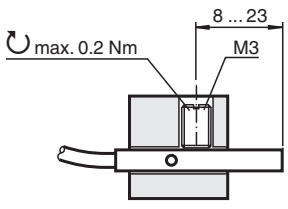

Release date: 2020-03-23 Date of issue: 2020-03-30 Filename: 134078_eng.pdf