PRODUCT DATASHEET
PL CMFT 600 ZB P 33W 840 U19

PANEL COMFORT 600 UGR<19 ZIGBEE GEN 2 | Square recessed panel luminaire with low glare, for 600 x 600 mm ceiling systems and Zigbee 3.0 technology



PERFOR-
MANCE
CLASS

Areas of application

- Direct replacement for recessed luminaires with fluorescent lamps
- Offices, conference rooms
- Reception areas, foyers, corridors, elevators
- Suitable for recessed ceiling systems with grid size of 600 x 600 mm

Product benefits

- Suitable luminaire for DIRECT EASY / VIVARES Zigbee and other Zigbee 3.0 Light Management Systems
- Tool-free electrical connection due to push button connector
- Through-wiring possible with included connector box
- Energy savings thanks to high system efficacy: up to 130 lm/W
- Good glare reduction (UGR < 19)
- High color consistency with SDCM 3
- Extended services such as energy monitoring and remote maintenance possible with Zigbee versions
- External driver for extended flexibility and easy installation
- Low flicker light thanks to special electronic control gear
- Suitable for emergency lighting

Product features

- IoT-ready luminaire with Zigbee 3.0 technology
- Suitable for central battery emergency installations acc. to EN 60598-2-22
- Versions available with CRI 90
- Extruded aluminum frame
- Polystyrene diffuser
- 5-pole terminal block, cable cross section up to 5 x 2.5 mm^2
- Lifetime (L80/B10): 70,000 h (at 25 °C)

© 2026, LEDVANCE GmbH. All rights reserved.

TECHNICAL DATA

Electrical data

Nominal wattage	33.00 W
Nominal voltage	220…240 V
Mains frequency	0/50/60 Hz
Nominal current	150.000 mA
Inrush current	5.24 A
Inrush current time T_{h50}	47.2 µs
Max. number of luminaires per miniature circuit breaker B16	55
Max. number of luminaires per miniature circuit breaker C10	34
Max. number of luminaires per miniature circuit breaker C16	55
Power factor λ	0.95
Total harmonic distortion	< 7 %
Protection class	II
Surge capability (L-N)	1000 V
Operating mode	External LED driver
Dimming interface	Zigbee Direct / IoT

Photometrical data

Luminous flux	4320 lm
Luminous efficacy	130 lm/W
Color temperature	4000 K
Light color (designation)	Cool White
Color rendering index Ra	> 80
Standard deviation of color matching	3 sdcm
Low flicker	Yes
Flickering metric (Pst LM)	<1
Stroboscope effect metric (SVM)	< 0.4
Photobiological safety group acc. to EN62778	RG0
Beam angle	90 °
UGR	< 19

© 2026, LEDVANCE GmbH. All rights reserved.

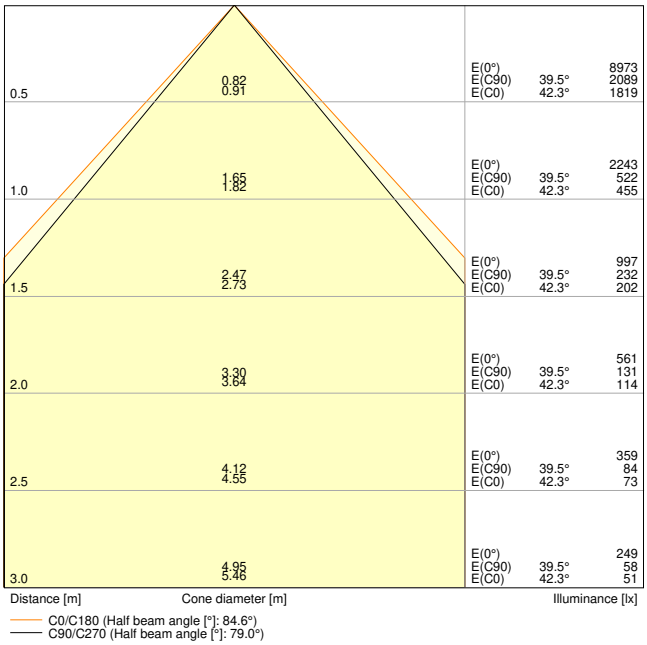

PL CMFT 600 ZB P 33W 840 U19 LEDV

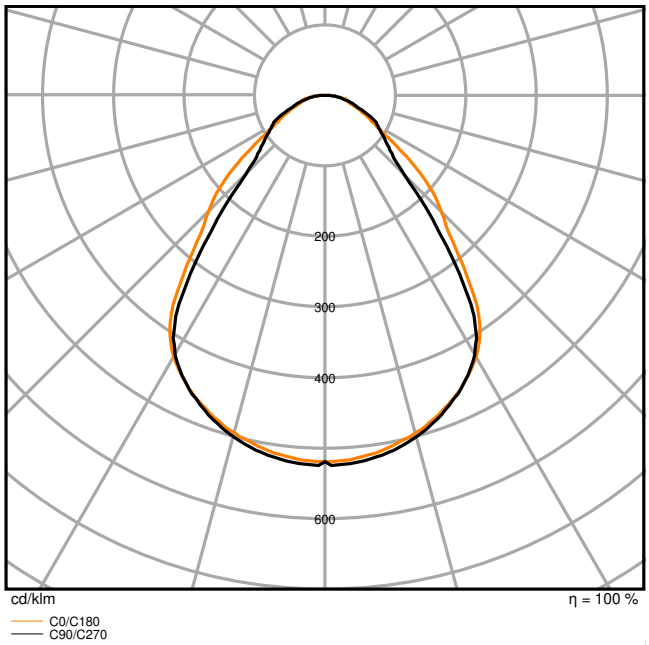

PL CMFT 600 ZB P 33W 840 U19 LEDV

Dimensions & Weight

Length	595.00 mm
Width	595.00 mm
Height	34.00 mm
Product weight	1650.00 g

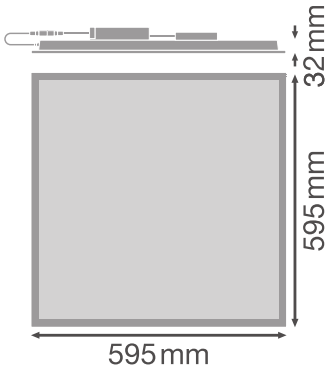

PL PFM PL FLEX

Materials & Colors

Product color	White
Housing color	White
RAL Color (most similar)	RAL 9003

© 2026, LEDVANCE GmbH. All rights reserved.

Body material	Aluminum
Cover material	Polystyrene (PS)
Light emitting surface material	Polystyrene
Glow Wire Test according to IEC 60695-2-12	650 °C
Mercury content	0.0 mg

Application & Mounting

Ambient temperature range	-10…+50 °C
Temperature range at storage	-20…+80 °C
Type of connection	Screwless terminal, 3-POLE (L, N, PE)
Type of protection	IP40/IP20
Protection class IK (shock resistance)	IK02
Dimmable	Yes
Dimming range	1…100 %
IoT ready	Support of Zigbee Data Clusters: 0x0302 (Luminaire Asset Management), 0x0702 (Smart Energy: Metering), 0x0B04 (Electrical Measurement) 1)
Mounting type	Recessed/Suspended/Surface
Mounting location	Ceiling
Application environment	Indoor
Mounting length	575 mm
Mounting width	575 mm
Mounting depth	50 mm
Mechanically adjustable	No
With light source	Yes
Replaceable light source	Yes

1) Internet of Things. Supports data transfer via gateway to cloud-based monitoring platforms, such as LEDVANCE VIVARES Cloud

Lifespan

Lifespan L70/B50 at 25 °C	100000 h 1)
Lifespan L80/B10 at 25 °C	70000 h 1)
Lifespan L80/B50 at 25 °C	70000 h
Lifespan L90/B10 at 25 °C	48000 h
Number of switching cycles	50000

1) t[h]: L70 / B50 @ 25 °C (Ta), t[h]: L80 / B10 @ 25 °C (Ta), t[h]: L90 / B10 @ 25 °C (Ta)

Control gear

Output current	730 mA
ECG - Output ripple current	3.0 %

© 2026, LEDVANCE GmbH. All rights reserved.

ECG - Length	119,0 mm
ECG - Width	45 mm
ECG - Height	25 mm

Emergency lighting

Type of Emergency Lighting (EL)	EL certified driver (0Hz / DC operation) for central battery operation included
Type of emergency operation test	None
Wattage in emergency operation mode	6 W
Luminous flux in emergency operation mode	590 lm

Certificates & Standards

Standards	CE / CB / TÜV / UKCA
Luminaire with limited surface temperature, "D sign"	No
Ball shot safe	No
Replaceable light source (EPREL)	Only by an expert

Additional product data

Added function	VIVARES

Accessories Optional

Product image	Product name	EAN
	PANEL 600 SURFACE MOUNT KIT H75	4058075472914
	PANEL 600 SURFACE MOUNT KIT H70 VAL	4058075402843
	PANEL Suspension Kit	4058075402928
	PANEL RECESSED MOUNT CLIPS VAL 4x	4058075409859
	EM CONVERSION BOX	4058075237025

© 2026, LEDVANCE GmbH. All rights reserved.

Components for light control

Components Light Control		
Product image	**Product name**	**EAN**
	MANUAL CONTROL UNIT SELECT DIRECT 100-240 TW RGB ZB	4099854476334
	SENSOR DIRECT LS-PD-7 IR CI ZB	4099854476358
	SWITCH KINETIC DIRECT 4B WT M ZB	4099854589799
	SWITCH KINETIC DIRECT 4B WT G ZB	4099854589812
	SWITCH KINETIC DIRECT 4B BK ZB	4099854589836
	SWITCH KINETIC DIRECT 4B GR ZB	4099854589850
	VIVARES ZB CONTROL	4058075427488
	VIVARES ZB L/O SENS 220-240	4058075446182
	VIVARES ZB O SENS 220-240	4058075544222
	VIVARES ZB COUPLER	4058075463806

© 2026, LEDVANCE GmbH. All rights reserved.

Product image	Product name	EAN
	VIVARES ZB SENS ADAPTER	4058075650107

EQUIPMENT / ACCESSORIES

- Accessories for several mounting options available
- Connector box with 5-pole terminal included
- Security rope for luminaire included
- Security brackets preinstalled
- External control gear included

Safety advice

- All electrical connections must be made by a qualified person.
- If the external flexible cable or cord of this luminaire is damaged, it shall be replaced by a special cord or cord exclusively available from the manufacturer or his service agent.
- Caution, risk of electric shock.
- The luminaires are not suitable for covering with thermally insulated material.

DOWNLOAD DATA

	Documents and certificates	Document name
PDF	User instruction / safety instructions	User Instruction G11230686 PANEL COMFORT
PDF	Legal information	PL CMFT ZB P
PDF	Legal information	Informationstext 18 Abs 4 ElektroG
PDF	Legal information	G11239899 Legal Insert
PDF	Legal information	Safety Insert G11207793
PDF	Legal information	App Download guide
PDF	Declarations of conformity	CE certificate PL FLEX CMFT ZB
PDF	Declarations of conformity UKCA	UKCA certificate PL FLEX CMFT ZB
PDF	EU Data Act	SMART ZigBee Lamps and Luminaires

© 2026, LEDVANCE GmbH. All rights reserved.

	Photometric and lighting design files	Document name
	IES file (IES)	PL CMFT 600 ZB P 33W 840 U19 LEDV
	LDT file (Eulumdat)	PL CMFT 600 ZB P 33W 840 U19 LEDV
	UGR file (UGR table)	PL CMFT 600 ZB P 33W 840 U19 LEDV
	Light distribution curve type cone	PL CMFT 600 ZB P 33W 840 U19 LEDV
	Light distribution curve type polar	PL CMFT 600 ZB P 33W 840 U19 LEDV

	CAD/BIM files	Document name
	BIM Revit 3D	PL_CMFT

	Tender texts	Document name
	Tender documents	PANEL COMFORT 600 UGR 19 ZIGBEE GEN 2 33W 840 U19-en

LOGISTICAL DATA

Product code	Packaging unit (Pieces/Unit)	Dimensions (length x width x height)	Gross weight	Volume
4099854513718	Folding box 1	35 mm x 625 mm x 710 mm	2105.00 g	15.53 dm^3
4099854513725	Shipping box 4	705 mm x 160 mm x 625 mm	9502.00 g	70.50 dm^3

The mentioned product code describes the smallest quantity unit which can be ordered. One shipping unit can contain one or more single products. When placing an order, for the quantity please enter single or multiples of a shipping unit.

References / Links

– For Guarantee see www.ledvance.com/guarantee

DISCLAIMER

Subject to change without notice. Errors and omission excepted. Always make sure to use the most recent release.

© 2026, LEDVANCE GmbH. All rights reserved.