

Approvals (according to type):

c UL us Certain relay/socket combinations

Screw terminal socket 35 mm (EN 50022) mounting			
Supply voltage		**Relay type**	**Socket type**
12 V AC/DC		34.51.7.012.xx10	93.01.0.024
24 V AC/DC		34.51.7.024.xx10	93.01.0.024
48 V AC/DC		34.51.7.048.xx10	93.01.0.060
60 V AC/DC		34.51.7.060.xx10	93.01.0.060
(110...125)V AC/DC		34.51.7.060.xx10 or 34.81.7.060.xxxx	93.01.0.125
(220...240)V AC/DC		34.51.7.060.xx10 or 34.81.7.060.xxxx	93.01.0.240
(110...125)V AC/DC*		34.51.7.060.xx10 or 34.81.7.060.xxxx	93.01.3.125*
(220...240)V AC*		34.51.7.060.xx10 or 34.81.7.060.xxxx	93.01.3.240*
(220...240)V AC		34.51.7.060.xx10 or 34.81.7.060.xxxx	93.01.8.240
6 V DC		34.51.7.005.xx10 or 34.81.7.005.xxxx	93.01.7.024
12 V DC		34.51.7.012.xx10	93.01.7.024
24 V DC		34.51.7.024.xx10 or 34.81.7.024.xxxx	93.01.7.024
48 V DC		34.51.7.048.xx10	93.01.7.060
60 V DC		34.51.7.060.xx10 or 34.81.7.060.xxxx	93.01.7.060
Accessories			
20-way jumper link		093.20 (see specification next page)	
Plastic separator		093.01 (see specification next page)	
Sheet of marker tags		093.64 (see specification next page)	
Technical data			
Rated values		6A - 250 V	
Insulation		6 kV (1.2/50 µs) between coil and contacts	
Protection category		IP 20	
Ambient temperature		(–40...+70)°C ($U_N \leq$ 60 V), (–40...+55)°C ($U_N \geq$ 60 V)	
Screw torque	Nm	0.5	
Wire strip length	mm	10	
Max. wire size for 93.01 socket		solid wire	stranded wire
	mm^2	1x2.5 / 2x1.5	1x2.5 / 2x1.5
	AWG	1x14 / 2x16	1x14 / 2x16

* Leakage current suppression.

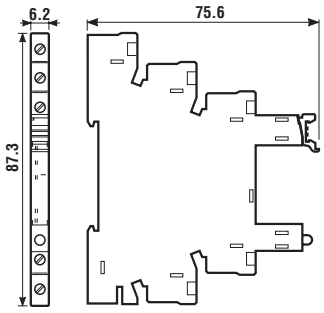



Approvals (according to type):

Certain relay/socket combinations

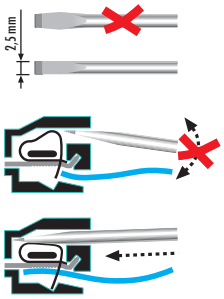

Screwless terminal socket 35 mm (EN 50022) mounting			
Supply voltage		**Relay type**	**Socket type**
12 V AC/DC		34.51.7.012.xx10	93.51.0.024
24 V AC/DC		34.51.7.024.xx10	93.51.0.024
(110...125)V AC/DC		34.51.7.060.xx10 or 34.81.7.060.xxxx	93.51.0.125
(220...240)V AC/DC		34.51.7.060.xx10 or 34.81.7.060.xxxx	93.51.0.240
(110...125)V AC/DC*		34.51.7.060.xx10 or 34.81.7.060.xxxx	93.51.3.125*
(220...240)V AC*		34.51.7.060.xx10 or 34.81.7.060.xxxx	93.51.3.240*
(220...240)V AC		34.51.7.060.xx10 or 34.81.7.060.xxxx	93.51.8.240
12 V DC		34.51.7.012.xx10	93.51.7.024
24 V DC		34.51.7.024.xx10 or 34.81.7.024.xxxx	93.51.7.024
60 V DC		34.51.7.060.xx10 or 34.81.7.060.xxxx	93.51.7.060
Accessories			
20-way jumper link		093.20 (see table below)	
Plastic separator		093.01 (see table below)	
Sheet of marker tags		093.64 (see table below)	
Technical data			
Rated values		6A - 250 V	
Insulation		6 kV (1.2/50 µs) between coil and contacts	
Protection category		IP 20	
Ambient temperature		(–40...+70)°C ($U_N \leq$ 60 V), (–40...+55)°C ($U_N \geq$ 60 V)	
Wire strip length	mm	10	
Max. wire size for 93.51 socket		solid wire	stranded wire
	mm²	1x2.5	1x2.5
	AWG	1x14	1x14

* Leakage current suppression.

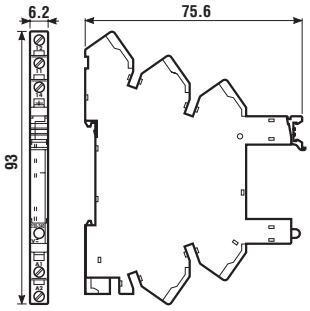

Accessories



Approvals (according to type):

20-way jumper link for 93.01 and 93.51 sockets	093.20 (blue)	093.20.0 (black)
Rated values	36 A - 250 V	

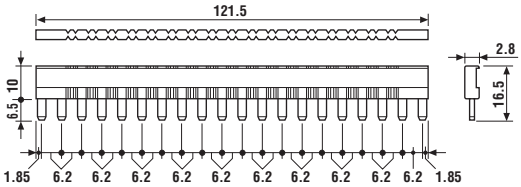



Plastic separator for 93.01 and 93.51 sockets	093.01

Thickness 2 mm, required at the start and the end of a group of interfaces.
Can be used for visual separation of groups. Must be used for:
- protective separation of different voltages of neighbouring PLC interfaces according to VDE 0106-101
- protection of cut jumper links



Sheet of marker tags, plastic, 64 tags, 6x10 mm for 93.01 and 93.51 sockets	093.64



93.11

Approvals (according to type):

PCB socket with retaining and release clip		**93.11 (blue)**
For relay type		34.51, 34.81
Technical data		
Rated values		6 A - 250 V
Insulation		≥ 6 kV (1.2/50 µs) between coil and contacts
Protection category		IP 20
Ambient temperature	°C	–40...+70

Retaining and release clip use:

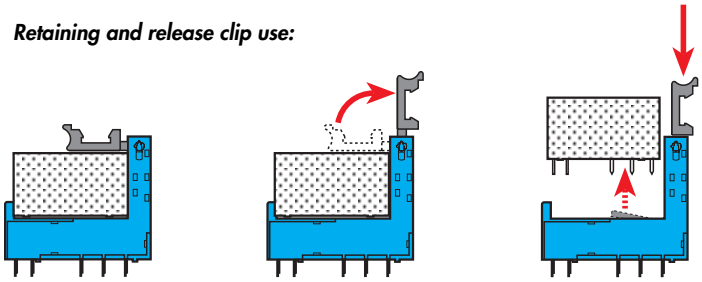

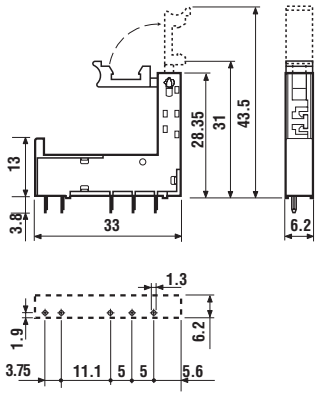

Copper side view

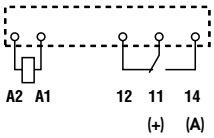









Approvals (according to type):

Certain relay/socket combinations

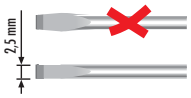





Combination for Electromechanical Relay

Screw terminal - 1 Pole relay

Code	Supply voltage	Type of relay	Type of socket
38.51.0.012.0060	12 V AC/DC	34.51.7.012.0010	93.01.0.024
38.51.0.024.0060	24 V AC/DC	34.51.7.024.0010	93.01.0.024
38.51.0.048.0060	48 V AC/DC	34.51.7.048.0010	93.01.0.060
38.51.0.060.0060	60 V AC/DC	34.51.7.060.0010	93.01.0.060
38.51.0.125.0060	(110...125)V AC/DC	34.51.7.060.0010	93.01.0.125
38.51.0.240.0060	(220...240)V AC/DC	34.51.7.060.0010	93.01.0.240
38.51.3.125.0060	(110...125)V AC/DC	34.51.7.060.0010	93.01.3.125
38.51.3.240.0060	(230...240)V AC	34.51.7.060.0010	93.01.3.240
38.51.7.006.0050	6 V DC	34.51.7.005.0010	93.01.7.024
38.51.7.012.0050	12 V DC	34.51.7.012.0010	93.01.7.024
38.51.7.024.0050	24 V DC	34.51.7.024.0010	93.01.7.024
38.51.7.048.0050	48 V DC	34.51.7.048.0010	93.01.7.060
38.51.7.060.0050	60 V DC	34.51.7.060.0010	93.01.7.060
38.51.8.240.0060	(230...240)V AC	34.51.7.060.0010	93.01.8.240

Screwless terminal - 1 Pole relay

Code	Supply voltage	Type of relay	Type of socket
38.61.0.012.0060	12 V AC/DC	34.51.7.012.0010	93.51.0.024
38.61.0.024.0060	24 V AC/DC	34.51.7.024.0010	93.51.0.024
38.61.0.125.0060	(110...125)V AC/DC	34.51.7.060.0010	93.51.0.125
38.61.0.240.0060	(220...240)V AC/DC	34.51.7.060.0010	93.51.0.240
38.61.3.125.0060	(110...125)V AC/DC	34.51.7.060.0010	93.51.3.125
38.61.3.240.0060	(230...240)V AC	34.51.7.060.0010	93.51.3.240
38.61.7.012.0050	12 V DC	34.51.7.012.0010	93.51.7.024
38.61.7.024.0050	24 V DC	34.51.7.024.0010	93.51.7.024
38.61.8.240.0060	(230...240)V AC	34.51.7.060.0010	93.51.8.240

Screw terminal - 2 Pole relay

Code	Supply voltage	Type of relay	Type of socket
38.52.0.024.0060	24 V AC/DC	41.52.9.024.0010	93.02.0.024
38.52.0.060.0060	60 V AC/DC	41.52.9.060.0010	93.02.0.060
38.52.0.125.0060	(110...125)V AC/DC	41.52.9.110.0010	93.02.0.125
38.52.0.240.0060	(220...240)V AC/DC	41.52.9.110.0010	93.02.0.240
38.52.7.012.0050	12 V DC	41.52.9.012.0010	93.02.7.024
38.52.7.024.0050	24 V DC	41.52.9.024.0010	93.02.7.024
38.52.7.060.0050	60 V DC	41.52.9.060.0010	93.02.7.060

Screwless terminal - 2 Pole relay

Code	Supply voltage	Type of relay	Type of socket
38.62.0.024.0060	24 V AC/DC	41.52.9.024.0010	93.52.0.024
38.62.0.060.0060	60 V AC/DC	41.52.9.060.0010	93.52.0.060
38.62.0.125.0060	(110...125)V AC/DC	41.52.9.110.0010	93.52.0.125
38.62.0.240.0060	(220...240)V AC/DC	41.52.9.110.0010	93.52.0.240
38.62.7.012.0050	12 V DC	41.52.9.012.0010	93.52.7.024
38.62.7.024.0050	24 V DC	41.52.9.024.0010	93.52.7.024
38.62.7.060.0050	60 V DC	41.52.9.060.0010	93.52.7.060

Combination for Solid State Relay

Screw terminal

Code	Supply voltage	Type of relay	Type of socket
38.81.7.006.xxxx	6 V DC	34.81.7.005.xxxx	93.01.7.024
38.81.7.024.xxxx	24 V DC	34.81.7.024.xxxx	93.01.7.024
38.81.7.060.xxxx	60 V DC	34.81.7.060.xxxx	93.01.7.060
38.81.0.125.xxxx	(110...125)V AC/DC	34.81.7.060.xxxx	93.01.0.125
38.81.0.240.xxxx	(220...240)V AC/DC	34.81.7.060.xxxx	93.01.0.240
38.81.3.125.xxxx	(110...125)V AC/DC	34.81.7.060.xxxx	93.01.3.125
38.81.3.240.xxxx	(230...240)V AC	34.81.7.060.xxxx	93.01.3.240

Screwless terminal

Code	Supply voltage	Type of relay	Type of socket
38.91.7.006.xxxx	6 V DC	34.81.7.005.xxxx	93.51.7.024
38.91.7.024.xxxx	24 V DC	34.81.7.024.xxxx	93.51.7.024
38.91.7.060.xxxx	60 V DC	34.81.7.060.xxxx	93.51.7.060
38.91.0.125.xxxx	(110...125)V AC/DC	34.81.7.060.xxxx	93.51.0.125
38.91.0.240.xxxx	(220...240)V AC/DC	34.81.7.060.xxxx	93.51.0.240
38.91.3.125.xxxx	(110...125)V AC/DC	34.81.7.060.xxxx	93.51.3.125
38.91.3.240.xxxx	(230...240)V AC	34.81.7.060.xxxx	93.51.3.240

Example: .xxxx
.9024
.7048
.8240

Accessories



Approvals (according to type):

20-way jumper link for 38.x1	093.20 (blue)
Rated values	36 A - 250 V

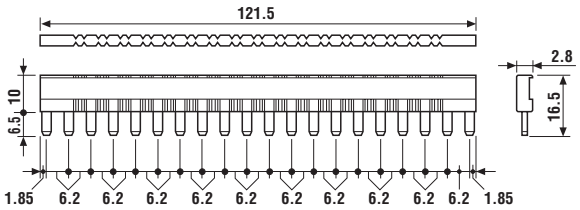



Approvals (according to type):

8-way jumper link for 38.x2	093.08 (blue)
Rated values	10 A - 250 V

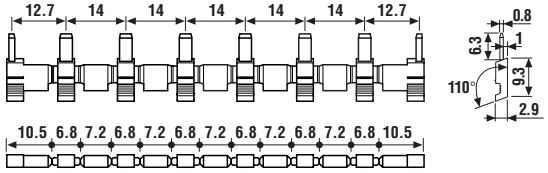



Plastic separator	093.01

Thickness 2 mm, required at the start and the end of a group of interfaces.
Can be used for visual separation group, must be used for:
- protective separation of different voltages of neighbouring PLC interfaces according to VDE 0106-101
- protection of cut jumper links



Sheet of marker tags for 38.x1, plastic, 64 tags, 6x10 mm	093.64



Sheet of marker tags for 38.x2, plastic, 72 tags, 6x12 mm	060.72



Approvals (according to type):

Screw terminal socket 35 mm (EN 50022) mounting			
Supply voltage		**Relay type**	**Socket type**
6 V AC/DC		41.52.9.005.0010	93.02.0.024
12 V AC/DC		41.52.9.012.0010	93.02.0.024
24 V AC/DC		41.52.9.024.0010	93.02.0.024
60 V AC/DC		41.52.9.060.0010	93.02.0.060
(110...125)V AC/DC		41.52.9.110.0010	93.02.0.125
(220...240)V AC/DC		41.52.9.110.0010	93.02.0.240
6 V DC		41.52.9.005.0010	93.02.7.024
12 V DC		41.52.9.012.0010	93.02.7.024
24 V DC		41.52.9.024.0010	93.02.7.024
48 V DC		41.52.9.048.0010	93.02.7.060
60 V DC		41.52.9.060.0010	93.02.7.060
Accessories			
8-way jumper link		093.08 (see specification next page)	
Plastic separator		093.01 (see specification next page)	
Sheet of marker tags, 72 tags		090.72 (see specification next page)	
Technical data			
Rated values		10 A - 250 V	
Insulation		6 kV (1.2/50 µs) between coil and contacts	
Protection category		IP 20	
Ambient temperature	°C	(–40...+70)°C - ($U_N \leq$ 60 V DC), (–40...+55)°C - ($U_N >$ 60 V DC)	
Screw torque	Nm	0.5	
Wire strip length	mm	8	
Max. wire size for 93.02 socket		solid wire	stranded wire
	mm²	1x6 / 2x2.5	1x4 / 2x2.5
	AWG	1x10 / 2x14	1x12 / 2x14

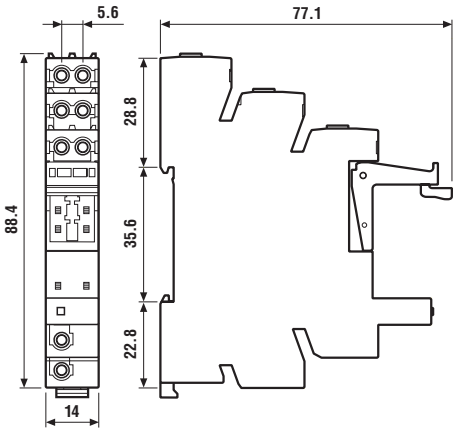

93 Series - Sockets and accessories for 41 series relays



Approvals (according to type):

Screwless terminal socket 35 mm (EN 50022) mounting			
Supply voltage		**Relay type**	**Socket type**
6 V AC/DC		41.52.9.005.0010	93.52.0.024
12 V AC/DC		41.52.9.012.0010	93.52.0.024
24 V AC/DC		41.52.9.024.0010	93.52.0.024
60 V AC/DC		41.52.9.060.0010	93.52.0.060
(110...125)V AC/DC		41.52.9.110.0010	93.52.0.125
(220...240)V AC/DC		41.52.9.110.0010	93.52.0.240
6 V DC		41.52.9.005.0010	93.52.7.024
12 V DC		41.52.9.012.0010	93.52.7.024
24 V DC		41.52.9.024.0010	93.52.7.024
48 V DC		41.52.9.048.0010	93.52.7.060
60 V DC		41.52.9.060.0010	93.52.7.060
Accessories			
8-way jumper link		093.08 (see table below)	
Plastic separator		093.01 (see table below)	
Sheet of marker tags, 72 tags		090.72 (see table below)	
Technical data			
Rated values		10 A - 250 V	
Insulation		6 kV (1.2/50 µs) between coil and contacts	
Protection category		IP 20	
Ambient temperature	°C	(–40...+70)°C - ($U_N \leq$ 60 V DC), (–40...+55)°C - ($U_N >$ 60 V DC)	
Wire strip length	mm	8	
Max. wire size for 93.52 socket		solid wire	stranded wire
	mm²	1x2.5	1x2.5
	AWG	1x14	1x14







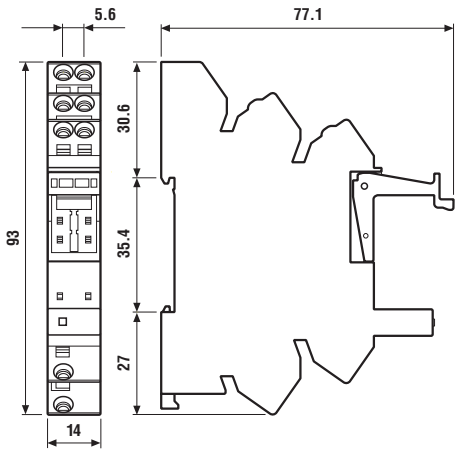

Accessories



Approvals (according to type):

8-way jumper link for 93.02 and 93.52 sockets	093.08 (blue)	093.08.0 (black)
Rated values	10 A - 250 V	

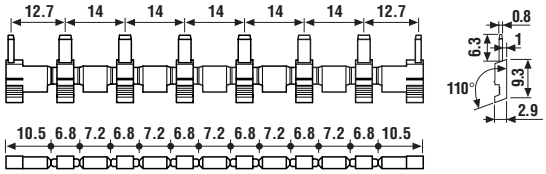



Plastic separator for 93.02 and 93.52 sockets	093.01

Thickness 2 mm, required at the start and the end of a group of interfaces.
Can be used for visual separation group, must be used for:
- protective separation of different voltages of neighbouring PLC interfaces according to VDE 0106-101
- protection of cut jumper links



Sheet of marker tags for 38.x2, plastic, 72 tags, 6x12 mm	060.72