AFS

Stainless steel single door, with integrated rain hood enclosure

nVent HOFFMAN

CONNECT AND PROTECT



IP 66 | TYPE 4X, 12, 13 | IK 10

The stainless steel single door wall mounted enclosure range, AFS, has an integrated sloping roof and IP 66 protection degree. The risk for component failure, and with that, unnecessary downtime is eliminated as water and dust are prevented from entering the enclosure thanks to the sloping roof and the high protection degree. The AFS range is ideal for industries such as food and beverage and pharmaceuticals, as well as almost all other environments, grade dependant.

Material: AISI 304L / AISI 316L pre-grained stainless steel. Body: 1.5 mm. Door: 1.5 mm / 2 mm for enclosures with a height of 1000 mm or greater. Mounting plate: 2 mm galvanized steel.

Body: The top of the body has an integral sloping roof at an angle of between 8 and 20 degrees, sloping towards the front, giving a 10 mm overhang, to move any liquids away from the door. Folded and seam welded.

Door: Corner formed in one piece. Surface mounted with 130° opening. Concealed AISI 304 stainless steel hinges with captive pin. Can be mounted to give left or right hand opening (Machining is required). For AISI 316L, sealing is ensured by an injected one piece silicone gasket.

Lock: Zamak double-bit 3 mm lock, with 90° movement. Stainless steel lock and other locks available on request.

Mounting plate: The mounting plate is marked vertically at 10 mm intervals, for easy horizontal positioning of equipment. On the top and bottom there are holes to facilitate cable fixing. Fixed onto M8 press welded studs to the rear of the enclosure. All sides, from 800 mm and above, are strengthened by folded edges.

Cable access: No gland openings as standard.

Protection: Corresponds with IP 66 | TYPE 4X, 12, 13 | IK 10.

Finish: 400 pre-grained stainless steel.

Delivery: Enclosure with door, mounting plate, metallic key and mounting accessories.

Additional information: In environments known for quick temperature changes, consideration to condensation should be taken. Please see the thermal management section.

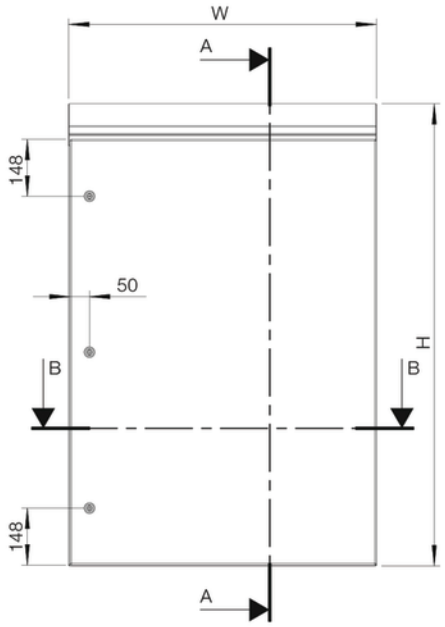

Sectional top view



SECTION B-B

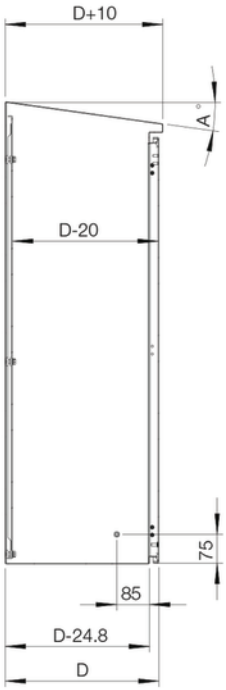

SECTION A-A

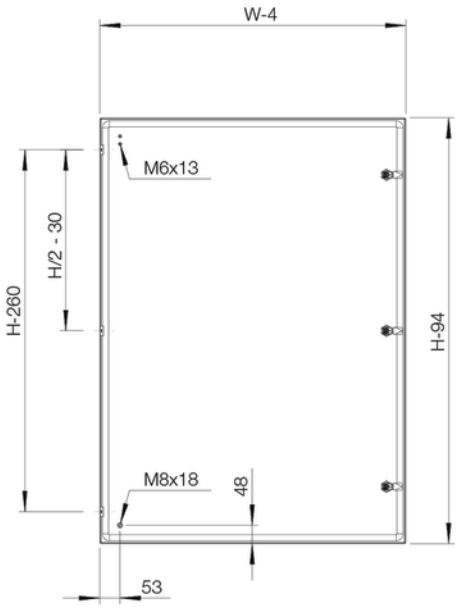

Mounting plate

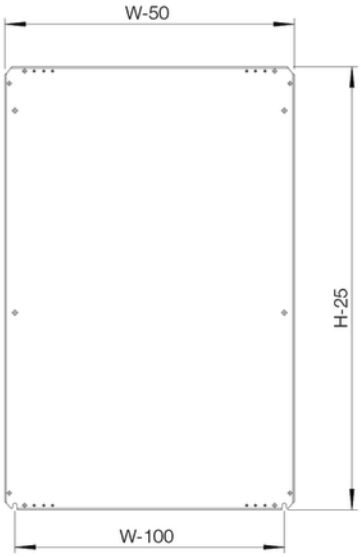

With mounting plate

Enclosure dimensions			Mounting plate dimensions		Usable depth			
H	W	D	h	w	d	Degree of slope	N° of locks	Item no.
300	200	155	275	150	135	20°	1	AFS03021
300	200	155	275	150	135	20°	1	AFS03021-316
400	300	155	375	250	135	20°	1	AFS04031
400	300	155	375	250	135	20°	1	AFS04031-316
400	400	210	375	350	190	15°	1	AFS04042
400	400	210	375	350	190	15°	1	AFS04042-316
400	600	210	375	550	190	15°	1	AFS04062
400	600	210	375	550	190	15°	1	AFS04062-316
500	500	210	475	450	190	15°	1	AFS05052
500	500	210	475	450	190	15°	1	AFS05052-316
600	400	210	575	350	190	15°	2	AFS06042
600	400	210	575	350	190	15°	2	AFS06042-316
600	600	210	575	550	190	15°	2	AFS06062
600	600	210	575	550	190	15°	2	AFS06062-316
600	600	300	575	550	280	11°	2	AFS06063
600	600	300	575	550	280	11°	2	AFS06063-316
600	800	300	550	750	280	11°	2	AFS06083
600	800	300	550	750	280	11°	2	AFS06083-316
800	600	210	750	550	190	15°	2	AFS08062
800	600	210	750	550	190	15°	2	AFS08062-316
800	600	300	750	550	280	11°	2	AFS08063
800	600	300	750	550	280	11°	2	AFS08063-316
800	800	210	750	750	190	15°	2	AFS08082
800	800	210	750	750	190	15°	2	AFS08082-316
800	800	300	750	750	280	11°	2	AFS08083
800	800	300	750	750	280	11°	2	AFS08083-316
1000	800	300	950	750	280	11°	3	AFS10083
1000	800	300	950	750	280	15°	3	AFS10083-316
1200	600	300	1150	550	280	11°	3	AFS12063
1200	600	300	1150	750	280	11°	3	AFS12063-316
1200	800	300	1150	750	280	11°	3	AFS12083
1200	800	300	1150	750	280	11°	3	AFS12083-316
1200	800	400	1150	750	380	8°	3	AFS12084
1200	800	400	1150	750	380	8°	3	AFS12084-316
1400	800	400	1350	750	380	8°	3	AFS14084
1400	800	400	1350	750	380	8°	3	AFS14084-316