Technical data 25-11211-J March 2017

RoLP LX Wall base

2801/2016 0333

(EN) EN54-23 Fire alarm devices visual alarm device for use in & around buildings
(FR) Dispositifs incendie EN54-23 dispositifs visuels alarme feu pour utilisation à l'intérieur et autour des bâtiments
(DE) EN54-23 Feuermeldevorrichtung Optischer Signalgeber zur Innen-und Aussenmontage
(PL) EN54-23 Pożarowe urządzenia alarmowe sygnalizatory optyczne do pomieszczeń i na zewnątrz budynków.
(IT) Dispositivi di allarme antincendio EN54-23 dispositivo di allarme visivo per uso all'interno e nelle vicinanze degli edifici

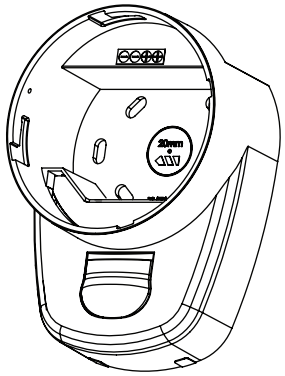

DoP No: 0333-CPD-075444

EN54-23:2010	ABS FR & Polycarbonate
9 - 60Vdc	Type A & B (IP65)
-25°C ~ +70°C	1.5W (max)
2.4m (max)	100mS ON / 900mS OFF 50mS ON / 950mS OFF
< 120% for 10mS	0.5mm² - 2.5mm²

		High Power 1 Hz	High Power 0.5Hz	Low Power 1 Hz	Low Power 0.5Hz
		W-2.4-7.5 7.5m (135m³)		W-2.4-2.5 2.5m (15m³)	
White Flash Flash Blanc Weisser Blitz	12V	51mA	27mA	35mA	19mA
	24V	25mA	16mA	16mA	10mA
	48V	18mA	11mA	11mA	9mA
Red Flash Flash Rouge Roter Blitz	12V	51mA	27mA	35mA	19mA
	24V	25mA	16mA	16mA	10mA
	48V	18mA	11mA	11mA	9mA

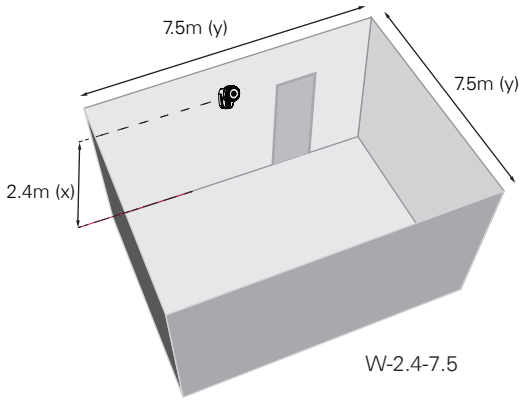

W-2.4-7.5

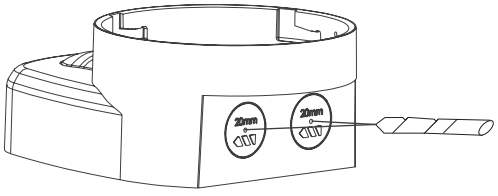

(EN) Drilling diameter must be adjusted to the diameter of the cable glands.
(FR) Le diamètre de perçage doit être adapté au diamètre des presses-étoupes.
(DE) Bohrdurchmesser muss dem Kabeldurchmesser angepasst sein.
(PL) Średnica wiercenia musi być dostosowana do średnicy dławików kablowych.
(IT) È necessario adattare il diametro di perforazione in base al diametro del pressacavi.

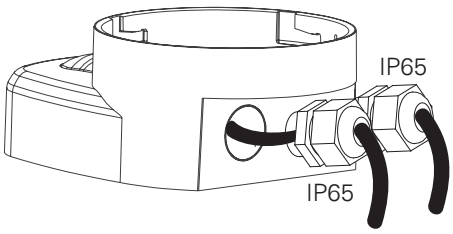

(EN) Cable glands must be compatible with declared cable size.
(FR) Les presses-étoupes doivent être adaptés à la section des câbles déclarée.
(DE) Kabeldurchfuehrungen muessen mit den angegebenen Kabelabmessungen kompatibel sein.
(PL) Dławiki kablowe muszą pasować do zadeklarowanego rozmiaru kabla.
(IT) È necessario che i pressacavi siano compatibili con la dimensione del cavo indicata.

EATON
Powering Business Worldwide

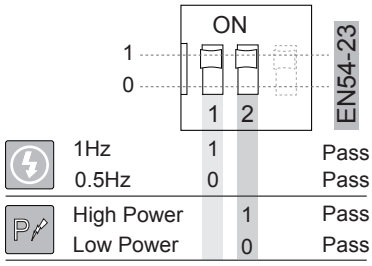

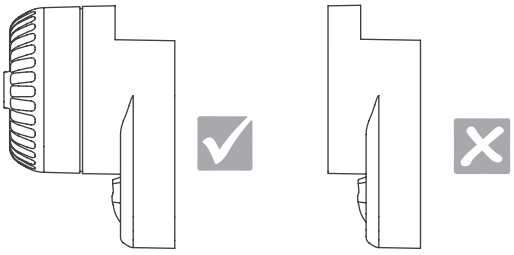

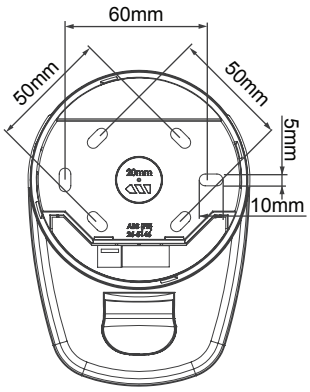

IP65

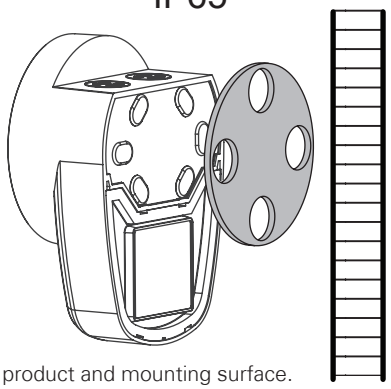

(EN) Place gasket between the product and mounting surface.
(FR) Placer le joint entre le produit et le support.
(DE) Die Dichtung zwischen dem Produkt und der Befestigungsplatte.
(PL) Umieścić uszczelkę między produktem a powierzchnią montażową.
(IT) Posizionare guarnizione tra il prodotto e la superficie di montaggio.

Option 1

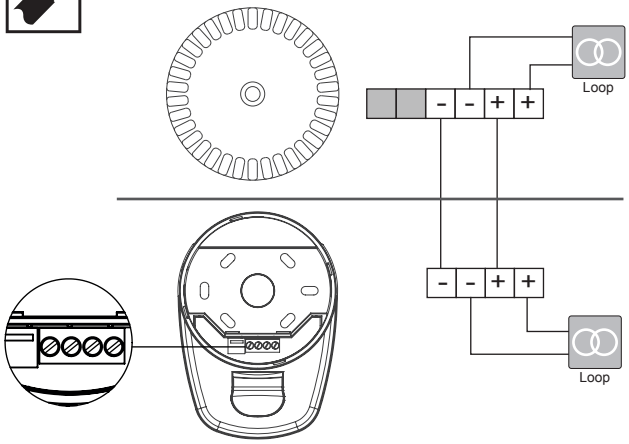

Option 2

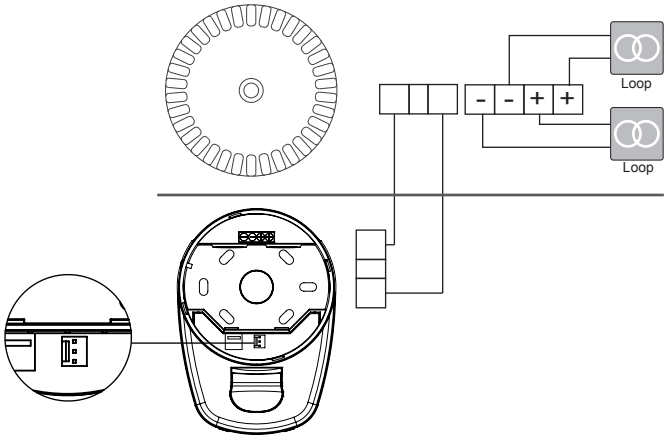

Essential Characteristics / Caractéristiques

Operational Reliability / Fiabilité de Fonctionnement	
Duration of operation / Durée de fonctionnement	PASS/CONFORME
Provision for external conductors / Disposition pour conducteurs extérieurs	PASS/CONFORME
Flammability of materials / Inflammabilitité des materiaux	PASS/CONFORME
Enclosure protection / Indice de protection	PASS/CONFORME
Access / Accès	PASS/CONFORME
Manufacturer's adjustments / Réglages du fabricant	PASS/CONFORME
On-site adjustment of behaviour / Réglages du site	PASS/CONFORME
Requirements for software controlled devices / Exigences relatives aux dispositifs contrôlés par logiciel	PASS/CONFORME
Performance parameters under fire condition / Paramètres de performance en cas d'incendie	
Coverage Volume / Volume de couverture	PASS/CONFORME
Variation of light output / Variance de la puissance lumineuse	PASS/CONFORME
Minimum/maximum light intensity / Intensité lumineuse minimale/maximale	PASS/CONFORME
Light colour / Couleur de la lumière	WHITE /RED /BLANC /ROUGE
Light pattern & frequency of flashing / Effets temporels lumineux et fréquence de clignotement du flash	0.5 /1Hz PASS/CONFORME
Marking & Data / Marquage et données techniques	PASS/CONFORME
Synchronisation	PASS/CONFORME

Temperature Resistance / Résistance à la temperature	
Dry heat (operational) / Chaleur sèche (fonctionnel)	PASS/CONFORME
Dry heat (endurance) / Chaleur sèche (endurance)	PASS/CONFORME
Cold (operational) / Froid (fonctionnel)	PASS/CONFORME
Humidity Resistance / Résistance à l'humidité	
Damp heat, cyclic (operational) / Chaleur humide, cyclique (fonctionnel)	PASS/CONFORME
Damp heat, steady state (endurance) / Chaleur humide, continue (endurance)	PASS/CONFORME
Damp heat, cyclic (endurance) / Chaleur humide, cyclique (endurance)	PASS/CONFORME
Shock & Vibration & Resistance / Choc & Vibration & Resistance	
Shock (operational) / Choc mécanique (fonctionnel)	PASS/CONFORME
Impact (operational) / Impact (fonctionnel)	PASS/CONFORME
Vibration (operational) / Vibration (fonctionnel)	PASS/CONFORME
Vibration (endurance)	PASS/CONFORME
Corrosion Resistance / Résistance à la corrosion	
SO_2 corrosion (endurance) / Corrosion par le SO2	PASS/CONFORME
Electrical Stability / Stabilité électrique	
EMC immunity (operational) / CEM Immunité (fonctionnel)	PASS/CONFORME

* (EN) Product manual M12-003

** (EN) POŻAR label must be applied if product used in Poland
(PL) Naklejka "POŻAR" musi być użyta jeżeli produkt jest stosowany w Polsce.

Manufactured By

Eaton Electrical Products Limited
Llantarnam Park, Cwmbran, Gwent, NP44 3AW, UK
Tel: +44 (0)1633 628 500
Fax:+44 (0)1633 866 346

www.eaton.com
Made in the UK

Eaton Industries Manufacturing GmbH
Electrical Sector EMEA
Route de la Longeraie 7
1110 Morges, Switzerland
Eaton.eu

Powering Business Worldwide

© 2017 Eaton All rights reserved March 2017