PRODUCT-DETAILS

OS250B04N2P

OS250B04N2P SWITCH FUSE

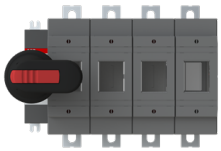

General Information

Extended Product Type	OS250B04N2P
Product ID	1SCA022750R7800
EAN	6417019244075
Catalog Description	OS250B04N2P SWITCH FUSE
Long Description	Switch Fuses,Front Operated,4-pole,04 (Left Side),British Standard,B1-B3,Handle and shaft included,Switched - With Solid Link

ABB EcoSolutions

End of Life Instructions	1SCC311049M0201
Environmental Product Declaration - EPD	1SCC311197D0201
Group Waste to Landfill Target	UL 2799 Zero Waste To Landfill Validation available

Material Compliance

Conflict Minerals	9AKK108467A5658

© 2024 ABB. All rights reserved.

Reporting Template (CMRT)	
REACH Declaration	1SCC011021D0201
RoHS Information	1SCC011020D0201
RoHS Status	Following EU Directive 2011/65/EU and Amendment 2015/863 July 22, 2019
SCIP	d63b5232-60c8-4006-9742-e4f3483490e4 Finland (FI)
Simplified SCIP	6148f3b7-3be7-43c1-91b6-63cf9ca91c4a Germany (DE) 3bdc8671-daca-40fc-92bf-afc3deb60fc5 Germany (DE) f8461b82-5a70-4bfe-8b90-0cb4fbd4b526 Bulgaria (BG) cbb3e636-99ef-4e8f-9202-8289e702b90f Sweden (SE) 53d6d560-7e1c-442c-8133-440effe62538 Poland (PL) 23814d54-4529-45f5-8a45-beb719aad14d Poland (PL) 3edc68d7-eae3-4904-a62e-87810c1d3d83 Spain (ES) 8fe59793-d3ee-4ab0-8a35-6c067a153a6c Belgium (BE) 8107100d-10e1-4ac7-b680-8afef07e7ca2 Hungary (HU) 4437cc9d-8bae-4bfb-9209-ebf718e03c9f Greece (GR) 2feb68b3-d968-42f9-a723-f1356e4f9ba5 Estonia (EE) 11b3b80f-2657-450b-912e-137a2669c151 Portugal (PT) 311fe589-44e0-4517-88f5-fe59f1a14a36 France (FR) eee6e51d-2c2c-4ef1-8d40-8844f9d3f27a Sweden (SE) 36a66c64-33ff-49d3-939d-1b10e9b62081 Czech Republic (CZ) 32db5983-fba6-4f59-a604-ce7f74ac25b5 Croatia (HR) 271bac35-dda3-4279-bd99-448d51379b4c Hungary (HU) f35d52e1-43c7-4c25-b65e-b9739e987f40 France (FR) f37b79ce-6dd0-4ca1-8029-de2a8ac58e4f Germany (DE) 698b8483-715e-4a66-aea6-ed148af0040a Denmark (DK) acceb554-4ff2-4ca4-8d26-130e56bb21f9 Germany (DE) 4d54fd7a-39c7-483e-b589-60dc0f0c0db0 Norway (NO) ab129e4e-5309-4ca7-b178-766be18de689 Belgium (BE) 7564cdcc-1d0e-44de-b4f7-4641dc147a76 Italy (IT) 9ac88da7-3b3c-4cb7-afad-1f4c1f9a84f6 Poland (PL) 7ce16b44-97ee-421b-aff0-b0db28dcd445 Netherlands (NL) 4c124a65-ff6d-4ebd-9b1b-be179f97e0cb Germany (DE)
Toxic Substances Control Act - TSCA	1SCC011025D0201

Popular Downloads

Data Sheet, Technical Information	1SCC311013C0201
Instructions and Manuals	1SCC311012M0219
Mechanical Drawings	OS250D04.igs
Environmental Product Declaration - EPD	1SCC311197D0201
End of Life Instructions	1SCC311049M0201

Environmental

Pollution Degree	3

Ordering

Minimum Order Quantity	1 piece
Customs Tariff Number	85365080
Country of Origin	Finland (FI)

Dimensions

© 2024 ABB. All rights reserved.

Product Net Width	262 mm
Product Net Height	193 mm
Product Net Depth / Length	154 mm
Product Net Weight	4.8 kg 10.6 lb

Container Information

Package Level 1 Units	box 1 piece
Package Level 1 Width	270 mm 10.6 in
Package Level 1 Depth / Length	310 mm 12.2 in
Package Level 1 Height	200 mm 7.9 in
Package Level 1 Gross Weight	5.1 kg 11.3 lb
Package Level 1 EAN	6417019244075

Technical

Rated Operational Current AC-21A (I_e)	(500 V) 250 A (690 V) 250 A
Rated Operational Current AC-22A (I_e)	(380 ... 415 V) 250 A (500 V) 250 A (690 V) 250 A
Rated Operational Current AC-23A (I_e)	(380 ... 415 V) 250 A (500 V) 250 A (690 V) 250 A
Rated Operational Power AC-23A (P_e)	(220 ... 240 V) 75 kW (400 V) 140 kW (415 V) 145 kW (500 V) 170 kW (690 V) 250 kW
Conventional Free-air Thermal Current (I_{th})	Θ = 40 °C 250 A
Conventional Thermal Current (I_{the})	Fully Enclosed 250 A
Rated Impulse Withstand Voltage (U_{imp})	12 kV
Rated Insulation Voltage (U_i)	1000 V
Rated Operational Voltage	Main Circuit 690 V AC
Rated Short-time Withstand Current Low Voltage (I_{cw})	for 1 s 8 kiloampere rms
Rated Conditional Short-Circuit Current (I_{nc})	(690 V) 80 kA
Power Loss	at Rated Operating Conditions per Pole 13 W
Pollution Degree	3
Handle Type	Pistol handle and shaft included
Fourth Pole Position	Right Side
Fourth Pole Type	Switched - With Solid Link
Switches Operating Mechanism	04 (Left Side)
Position of Line	Top In - Bottom Out, Bottom In - Top Out

© 2024 ABB. All rights reserved.

Terminals	
Fuse Size	B1-B3
Fuse System	British Standard
Operating Mode	Front Operated
Standards	IEC 60947-3
Mounting Type	Base mounting
Number of Poles	4
Terminal Type	Lug terminals
Terminal Width	25 mm
Tightening Torque	30 ... 44 N·m
Rated Current (I_n)	Main Circuit 250 A

Technical UL/CSA

Tightening Torque	30 ... 44 N·m

Certificates and Declarations

A2L Certificate – IEC	1SCC311209D0201
ATEX Certificate	No certification needed
CCC Certificate	CCC OS200-250 2016
Declaration of Conformity - CE	1SCC311095D2704
DNV GL Certificate	1SCC311123D0203
UL Certificate	No certification needed

Classifications

Object Classification Code	Q
ETIM 8	EC001040 - Fuse switch disconnector
ETIM 9	EC001040 - Fuse switch disconnector
UNSPSC	39122233
IDEA Granular Category Code (IGCC)	5291 >> Fuse switch disconnector
eClass	V11.1 : 27371401
WEEE Category	5. Small Equipment (No External Dimension More Than 50 cm)

Categories

Low Voltage Products and Systems → Switches → Switch Fuses

© 2024 ABB. All rights reserved.

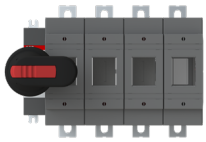




© 2024 ABB. All rights reserved.