Keep cool.

Overheating is the most frequent reason behind the destruction of electrical devices. As a result of overloading, jamming, stiff bearings, and inadequate cooling motors begin to overheat and cables char through until the whole lot blows. There is only one thing that you can do: Switch off.

This is exactly what Limitor "P" temperature detectors do. If the temperature rises, above the permitted value, they switch off the power supply and will not switch it on again until the temperature has dropped.



Total safety.

Q-series Limitor temperature limiters also respond to rises in temperature and break the electric circuit. In contrast to their P-counterparts, the power remains switched off (latching) until the voltage is manually interrupted, for example by somebody pulling out the plug.



Switch type	**Temperature detector P**	**Temperature detector P**
Mode of operation	Breaks an electric contact when temperature rises. Resets automatically when the temperature drops.	Breaks an electric contact when temperature rises. Only makes contact again after the device is disconnected from the main supply (latching) and reconnected.
Circuit diagram	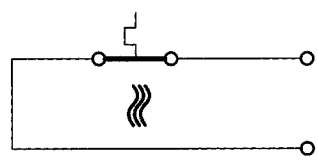	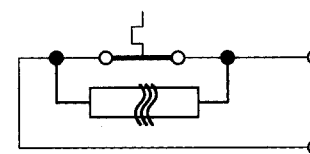
Make-break capacity	250 V 2.5 (1,6) A 50 Hz	250 V 2.5 (1,6) A 50 Hz
Min./Max. current	50 mA / 9,6 A (20 x)	50 mA / 9,6 A (20 x)
Temperature range	50° C - 155° C	50° C - 155° C
Temperature tolerance	+/- 5°/ 7°/ 10° C	+/- 5°/ 7°/ 10° C
Switching differential	10 K...60 K	10 K...60 K
Max. temperature	160° / 200° C, 1 Min.	160° / 200° C, 1 Min.
Dimensions	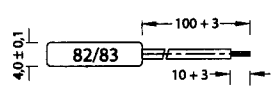	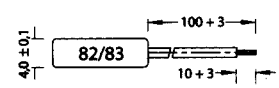
Approvals	VDE, SEV, UL pending	VDE, SEV, UL