COOPER Bussmann

Subminiature Fuses

SR-5H Series, Time-Delay

Description

- Radial leaded time-delay thru-hole fuse
- Designed to IEC 60127-3, Sheet 4
- Ideal for electronic lighting ballasts
- cURus Recognized at 300V/100A
- Internationally accepted for primary and secondary overcurrent protection
- Place directly into PCB or plug into BK/PCS holder
- High inrush withstand capability
- Compatible with leaded and lead-free reflow and wave solder
- Plastic base/cap, UL 94V0
- Halogen Free and Lead Free
- Pins are tin-plated copper

HALOGEN HF FREE

RoHS 2002/95/EC



Electrical Characteristics								
Rated Current	1.5 In min	2.1 In max	2.75 In min	2.75 In max	4 In min	4 In max	10 In min	10 In max
400mA-5A	60 min	2 min	400 ms	10 sec	150 ms	3 sec	20 ms	150 ms

Agency Information

- cURus*: File E19180 JDYX2, JDYX8
- PSE**: File JET5766-31007-1003
- VDE: File 40020842
- VDE Acceptance: File 40020843
- SEMKO: File 902106
- CCC: File 2008010207286826
- CQC: File CQC08012024960
- EK: File SU05025-8004, SU05025-8005

*cURus: 400mA - 5A @ 300Vac/100A
**PSE: 1 - 5A @ 300Vac/100A

Specifications

- Solderability: EIA-186-9E Method 9
- High Frequency Vibration: MIL-STD-202F, Method 201A
- Operating Temperature: -40°C to +85°C
- Soldering Heat Resistance: 260°C, 10S (IEC 60068-2-20)

Ordering

SR-5H -1A- BK1

1 2 3

1 Series Number: SR-5H
2 Amp Rating: 1A
3 Packaging Code: BK1 or BK, BK2, AP, AP1

Socket (PCS)

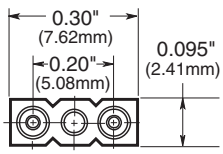

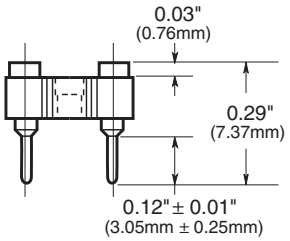

Dimensions-mm

Bulk Packing

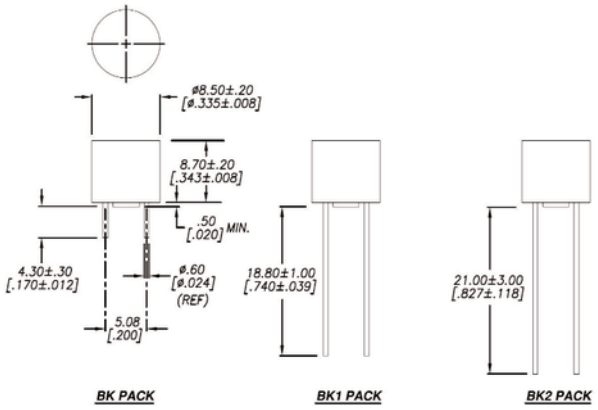

Ammo Packing

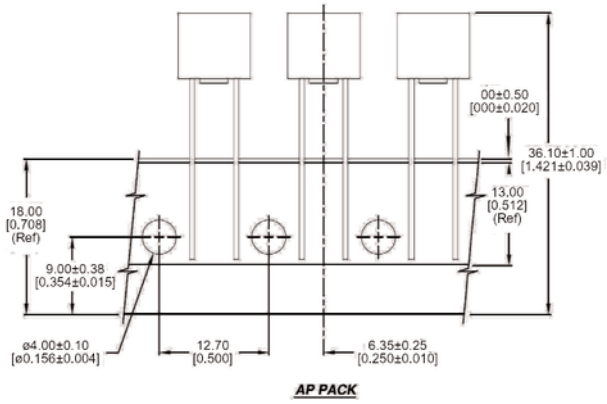

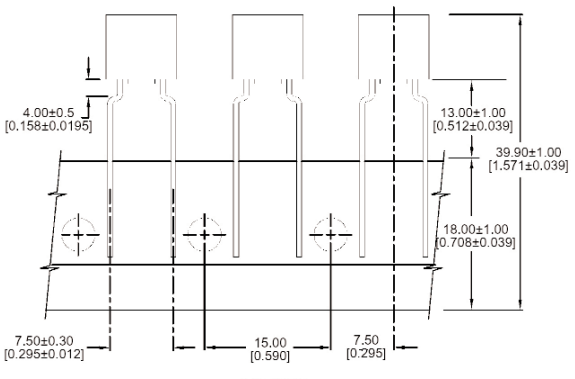

Specifications

Part Number	Voltage Rating Vac	Interrupting Rating (amps)@ Rated Voltage	Typical DC Cold Resistance (Ω)	Typical Melting I^2t	Voltage Drop (mV) @ 20°C Rated Current	Agency Approvals					
						VDE	SEMKO	cURus*	CCC	EK-MARK	PSE*
SR-5H-400mA	250	100	0.285	0.771618	127			X			
SR-5H-500mA	250	100	0.24	2	143			X			
SR-5H-630mA	250	100	0.162	3.5	120			X			
SR-5H-800mA	250	100	0.113	6.5	107			X			
SR-5H-1A	250	100	0.081	7.5	93	X	X	X	X	X	X
SR-5H-1.25A	250	100	0.06	13	88	X	X	X	X	X	X
SR-5H-1.6A	250	100	0.043	24	85	X	X	X	X	X	X
SR-5H-2A	250	100	0.031	30	74	X	X	X	X	X	X
SR-5H-2.5A	250	100	0.025	45	75	X	X	X	X	X	X
SR-5H-3.15A	250	100	0.018	57	73	X	X	X	X	X	X
SR-5H-4A	250	100	0.013	80	65	X	X	X	X	X	X
SR-5H-5A	250	100	0.007	115	45	X**	X	X	X***	X	X

* cURus: 400mA - 5A @ 300Vac/100A; PSE: 1 - 5A @ 300Vac/100A
** Acceptance
*** CQC

Time-Current Curve

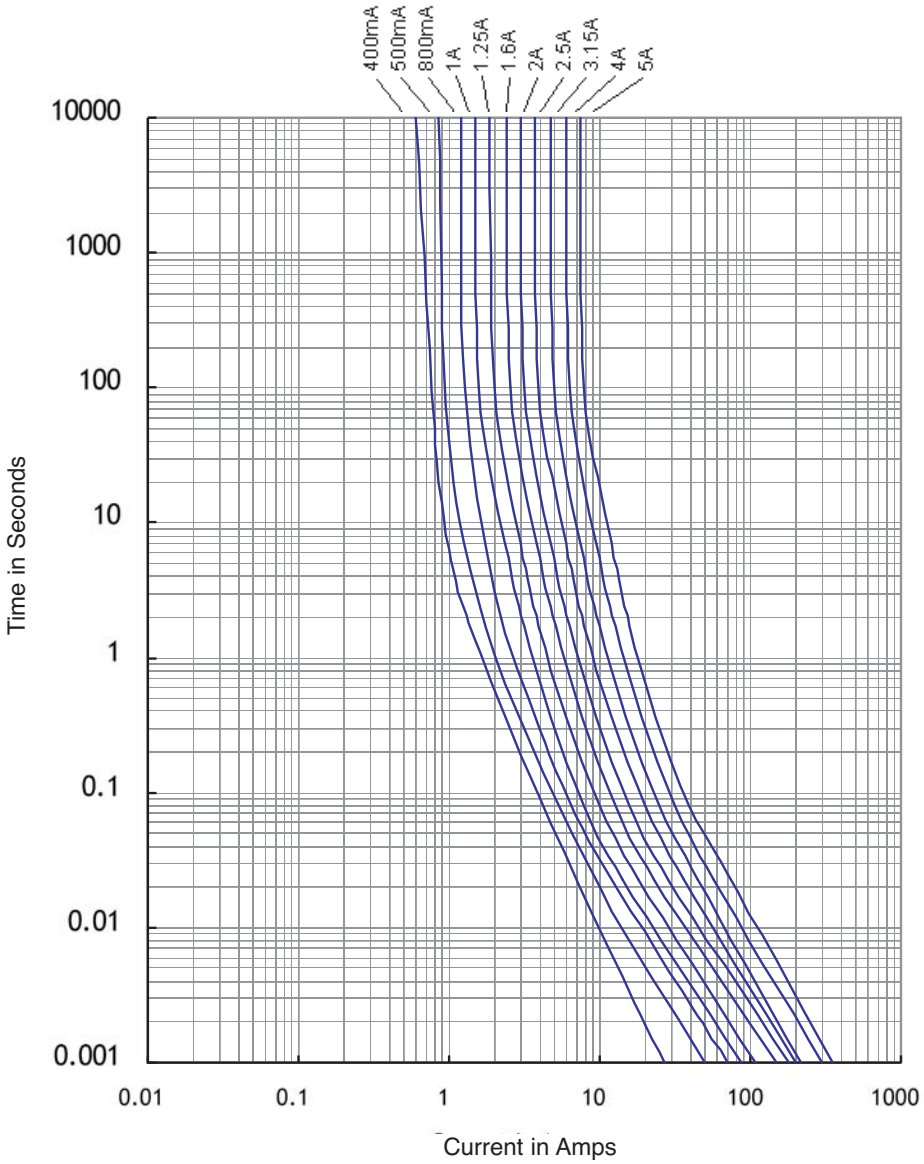

Packaging Suffix	
Packaging Code	**Description**
-BK	200 fuses in polybag, Lead L=4.3+/-0.3
-BK1	200 fuses in polybag, Lead L=18.8+/-1.0
-BK2	200 fuses in polybag, Lead L=21+/-3.0
-AP	1000 fuses, ammo-pack, pitch=12.7
-AP1	1000 fuses, ammo-pack, pitch=15

The only controlled copy of this Data Sheet is the electronic read-only version located on the Cooper Bussmann Network Drive. All other copies of this document are by definition uncontrolled. This bulletin is intended to clearly present comprehensive product data and provide technical information that will help the end user with design applications. Cooper Bussmann reserves the right, without notice, to change design or construction of any products and to discontinue or limit distribution of any products. Cooper Bussmann also reserves the right to change or update, without notice, any technical information contained in this bulletin. Once a product has been selected, it should be tested by the user in all possible applications.

Life Support Policy: Cooper Bussmann does not authorize the use of any of its products for use in life support devices or systems without the express written approval of an officer of the Company. Life support systems are devices which support or sustain life, and whose failure to perform, when properly used in accordance with instructions for use provided in the labeling, can be reasonably expected to result in significant injury to the user.

© 2009 Cooper Bussmann
St. Louis, MO 63178
www.cooperbussmann.com

COILTRONICS® COOPER Bussmann® PowerStor®