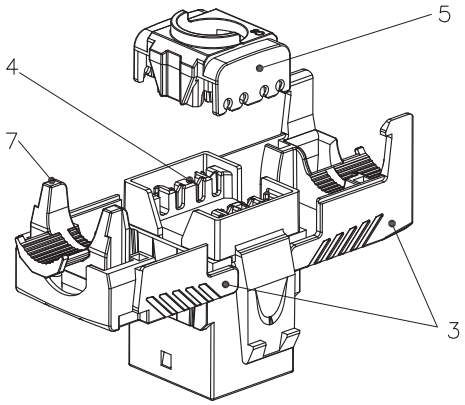

SCALE 1/1

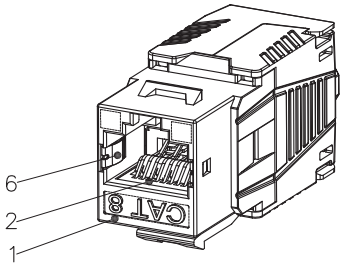

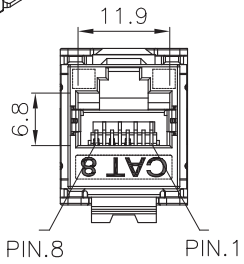

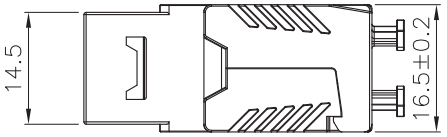

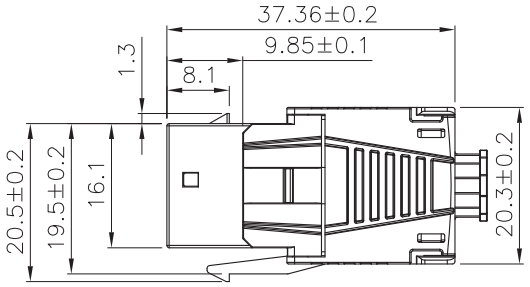

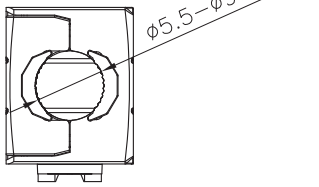

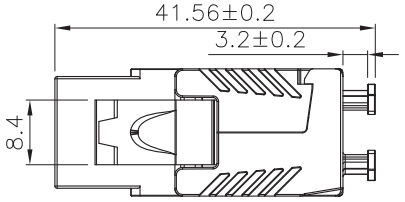

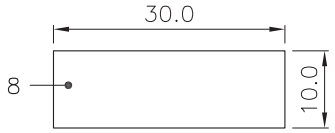

Copper foil tape

Specification :

Material :
1. RJ45 Jack :
   1-1. Housing : Zinc die-casting with nickel plated.
   1-2. Contact bracket : PC, UL 94-V2, transparent color.
2. RJ45 Jack contact :
   2-1. Material : Phosphor bronze with nickel plated.
   2-2. Finish : 50 micro-inch gold plated on plug contact area.
   2-3. PCB : FR4 UL 94V-0.
3. Cap A&B : Zinc die-casting with nickel plated.
4. IDC :
   4-1. Housing : PC, white color, UL 94-V2.
   4-2. Terminal : Phosphor bronze with tin plated.
5. Cap : PC, white color, UL 94-V2.
6. Grounding contact : Stainless steel.
7. Grounding contact block : Zinc die-casting with nickel plated.
8. Copper foil tape.
9. PCB : UL 94V-0.

Performance :
a. T568A & T568B wiring.
b. Insertion force : 30N max. (IEC 60603-7-81).
c. Retention strength : 7.7 kg between Jack and Plug.
d. Operating temperature : -10°C to 60°C. (ISO/IEC TR 11801-9901).
e. Life time :
   e-1. Jack : 750 cycles min. (ISO/IEC 11801, IEC 60603-7-81).
   e-2. IDC : Suitable for 22-24AWG stranded and solid wire, min. 20- installation cycles.
f. The Cat 8 transmission performance is in compliance with the ISO/IEC TR 11801-9901 Class I standard.

Figure D.2-Panel drawing

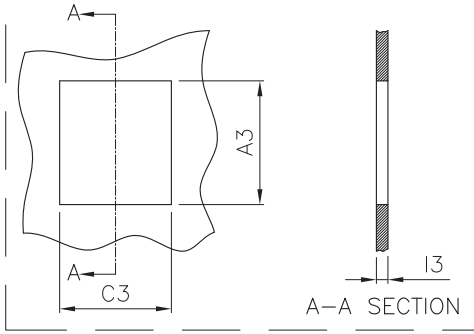

Table D.2-Dimensions

Letter	Maximum mm	Minimum mm
A3	19.61	19.30
C3	15.04	14.78
I3	1.54	1.22

No.	MODIFIED AREA	ORIGINAL	MODIFY	DATE	MODIFIER

Item No	26.11.0381		
Desc	ROLINE Cat.8 Shielded RJ45 Keystone Jack, toolless		
"#": Matching DIM.	DRAWING	26.JUL.2018	YiSi
"*": Important DIM.	CHECK	26.JUL.2018	Jane
Others General DIM.	APPROVAL	26.JUL.2018	Frank
		DATE	NAME
	SCALE	1/1 (A4)	UNIT mm
	DRAWING NO.	KJ58F-C8-FS(SA1)	
	DRAWING CLASSIFICATION	S	SHEET 1 OF 1

GENERAL TOLERANCE OF DIMENSIONS

X.XXX	±0.005
X.XX	±0.05
X.X	±0.1

SECOMP

A1