DATASHEET



AZ 17-11ZI B5

- cable gland M16
- Thermoplastic enclosure
- Double-insulated
- Long life
- 30 mm x 60 mm x 30 mm
- Small body
- Individual coding
- Coding level "High" according to ISO 14119
- High level of contact reliability with low voltages and currents
- Insensitive to soiling
- 8 actuating planes
- Slot sealing plug included
- Particularly suitable for hinged guards (front mounting)

Data

Ordering data

Product type description	AZ 17-11ZI B5
Article number (order number)	101122853
EAN (European Article Number)	4030661049724
eCl@ss number, Version 9.0	27-27-26-02
eCl@ss number, Version 11.0	27-27-26-02

Approval - Standards

Certificates	BG cULus EAC

General data

Coding level according to ISO 14119	High
Enclosure material	Plastic, glass-fibre reinforced thermoplastic, self-extinguishing

Material of the actuator	Stainless steel
Material of the contacts, electrical	Silver
Gross weight	100 g

General data - Features

Number of auxiliary contacts	1
Number of safety contacts	1

Safety appraisal

Standards	EN ISO 13849-1
Mission Time	20 Year(s)

Safety appraisal - Safety outputs

B10d Normally-closed contact (NC)	2,000,000 Operations
B10d Normally open contact (NO)	1,000,000 Operations
Note (B10d Normally open contact (NO))	at 10% I_e and ohmic load

Mechanical data

Mechanical life, minimum	1,000,000 Operations
Latching force	5 N
positive break travel	11 mm
Positive break force, minimum	17 N
Actuating speed, maximum	2 m/s

Mechanical data - Connection technique

Terminal Connector	IDC method of termination
Cable section, minimum	1 x 0.75 mm²
Cable section, maximum	1 x 1.0 mm², flexible

Mechanical data - Dimensions

Length of sensor	30 mm
Width of sensor	30 mm
Height of sensor	85 mm

Ambient conditions

Degree of protection	IP67 to EN 60529
Ambient temperature, minimum	-30 °C
Ambient temperature, maximum	+80 °C
TEMP_AMBIENT_MIN_GEN	-30

Ambient conditions - Insulation value

Rated insulation voltage U_i	250 V
Rated impulse withstand voltage U_{imp}	4 kV

Electrical data

Operating voltage, maximum	230 V
Thermal test current	10 A
Utilisation category AC-15	230 VAC
Utilisation category AC-15	4 A
Utilisation category DC-13	24 VDC
Utilisation category DC-13	4 A
Switching element	NO contact, NC contact
Switching principle	Creep circuit element

Scope of delivery

Included in delivery	Not available as spare part Slot cover for dust-proof covering of the opening not in use
Delivery scope of Mounting material	Tamperproof screws

Notes

Note (General)	This type termination (IDC) method enables simple connetion of flexible conductors without the need for the use of conductor ferrules The actuator is not available separately.

Ordering code

Product type description:
AZ 17-(1)Z(2)I-(3)-(4)-(5)

(1)

11	1 NO contacts/1 NC contact
02	2 NC contact

(2)

without	Latching force 5 N
R	Latching force 30 N

(3)

without	M16 cable gland
ST	M12 connector

(4)

B1	Actuator B1
B5	Actuator B5
B6L	Actuator B6L
B6R	Actuator B6R

(5)

1637	Gold-plated contacts

Pictures

Product picture (catalogue individual photo)



ID: kaz17f15
| 1.5 MB | .jpg | 352.778 x 1102.783 mm - 1000 x 3126 px - 72 dpi
| 120.0 kB | .png | 74.083 x 231.422 mm - 210 x 656 px - 72 dpi

Dimensional drawing basic component

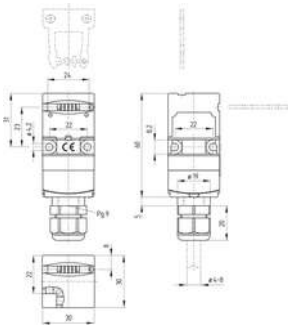

ID: kaz17gi1
| 47.7 kB | .cdr |
| 5.8 kB | .png | 74.083 x 83.256 mm - 210 x 236 px - 72 dpi
| 170.0 kB | .jpg | 352.778 x 396.522 mm - 1000 x 1124 px - 72 dpi

Dimensional drawing actuator

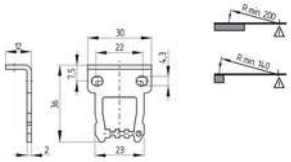

ID: 1az17b06
| 36.2 kB | .cdr |
| 3.7 kB | .png | 74.083 x 51.506 mm - 210 x 146 px - 72 dpi
| 74.6 kB | .jpg | 352.778 x 245.886 mm - 1000 x 697 px - 72 dpi

Switch travel diagram

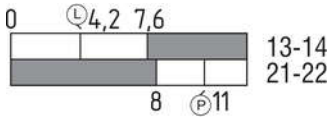

ID: kaz17s01
| 19.6 kB | .cdr |
| 2.0 kB | .png | 74.083 x 26.458 mm - 210 x 75 px - 72 dpi
| 52.6 kB | .jpg | 352.778 x 125.236 mm - 1000 x 355 px - 72 dpi

Diagram

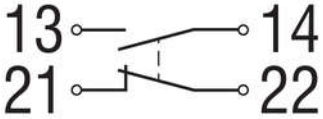

ID: k1o1sk01
| 52.2 kB | .jpg | 352.778 x 143.581 mm - 1000 x 407 px - 72 dpi

Assembly example

ID: kaz17m02
| 210.2 kB | .cdr |

Actuating radius

ID: kaz17r03
| 20.6 kB | .cdr |

Actuating radius

ID: kaz17r04
| 20.6 kB | .cdr |