R600 Range

Warnung! Gefährliche Spannung! Installation nur durch elektrotechnische Fachkraft.

Warning! Hazardous voltage! Installation by person with electrotechnical expertise only.

Avertissement! Tension électrique dangereuse! Installation uniquement par des personnes qualifiées en électrotechnique.

¡Advertencia! ¡Tensión peligrosa! La instalación deberá ser realizada únicamente por electricistas especializados.

Avvertenza! Tensione pericolosa! Far installare solo da un elettricista specializzato.

Varning! Farlig spänning! Installation får endast utföras av en elektriker.

Осторожно! Опасное напряжение! Монтаж должен выполняться только специалистом-электриком.

警告！危险电压！仅可由电气专业人员安装。

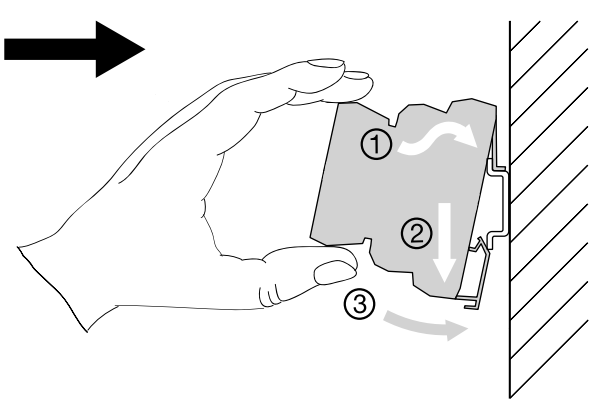

2CDC 293 001 F0016

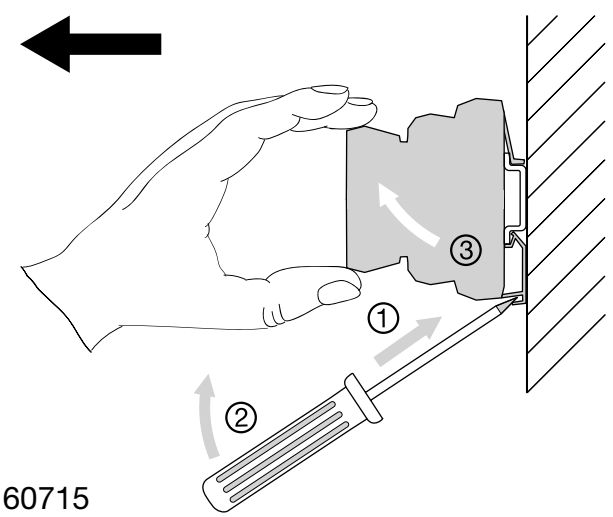

2CDC 293 002 F0016

DIN rail TH 35-15 or TH 35-7.5 acc. to IEC/EN 60715

Doc.no. 1SVC 645 000 M9000 C (08/17)

ABB STOTZ-KONTAKT GmbH, Eppelheimer Straße 82, 69123 Heidelberg / Germany
www.abb.com/lowvoltage

Technical data:

T_a: -20 ... +70 °C (-4 ... +158 °F)

IP 20

Pollution degree 2

In case a jumper bar is used, before the first and after the last jumpered R600 relay or opto-coupler, a separator end section shall be used.

The sum of the current for jumpered devices shall not exceed 6 A on 6 mm devices and 8 A on 12 mm devices.

	Screw terminals	Spring-type terminals
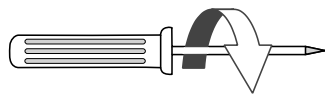 Ø 3.5 mm / 0.137 in	0.4...0.6 Nm 3.5...5.3 lb.in	
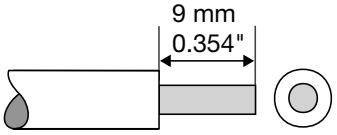 9 mm 0.354"	0.2...4.0 mm² 24...12 AWG	0.2...2.5 mm² 24...14 AWG
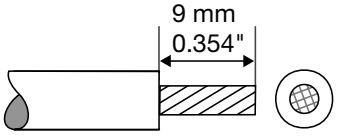 9 mm 0.354"	0.22...2.5 mm² 24...14 AWG	0.22...2.5 mm² 24...14 AWG
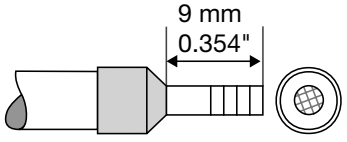 9 mm 0.354"	0.22...2.5 mm² 24...14 AWG	0.22...2.5 mm² 24...14 AWG

2CDC 292 005 F0015

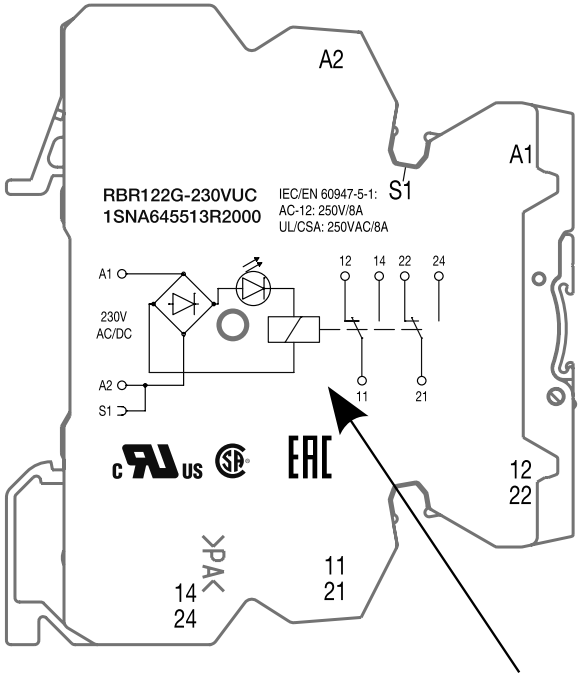

2CDC 293 003 F0016

For the connection see individual products

LED green:
Control supply voltage applied

A1-A2	Control supply voltage
S1	Jumper bar input
S2	Jumper bar output

RB...:

11-12/21-22	n/c output contacts
11-14/21-24	n/o output contacts

OB...:

13-14	output contact