DATASHEET



IFL 15-300-10/01YG

- 1 Cable entry PG9 x 1.5
- Thermoplastic enclosure
- AC 2-wire
- Double-insulated
- Wiring compartment
- Design M30

Data

Ordering data

Product type description	IFL 15-300-10/01YG
Article number (order number)	101060599
EAN (European Article Number)	4030661047829
eCl@ss number, version 12.0	27-27-40-01
eCl@ss number, version 11.0	27-27-01-01
eCl@ss number, version 9.0	27-27-01-01
ETIM number, version 7.0	EC002714
ETIM number, version 6.0	EC002714

Approvals - Standards

Certificates	CCC

General data

Standards	DIN VDE 0660-208 EN IEC 60947-5-2
Housing construction form	Cylinder, thread
Installation conditions (mechanical)	not flush

Housing material	Plastic
Active area	Plastic
Material of the nuts	Plastic
Material of the washer	Perbunan®
Gross weight	79 g

General data - Features

Integral system diagnostics, status	Yes
Number of cable wires	2

Mechanical data

Tightening torque of nuts, maximum	4 Nm

Mechanical data - Switching distances according EN IEC 60947-5-3

Nominal switching distance S_n	15 mm

Mechanical data - Connection technique

Termination	Screw connection
Cable section, maximum	1 x 1.5 mm²

Mechanical data - Dimensions

ISO thread of the sensor	M30
width across flats	36 BK
Length of sensor	118 mm

Ambient conditions

Degree of protection	IP65
Ambient temperature	-25 ... +70 °C
Protection class	II

Ambient conditions - Insulation values

Rated impulse withstand voltage U_{imp}	4 kV

Electrical data

Rated supply frequency, minimum	45 Hz
Rated supply frequency, maximum	65 Hz
Operating current, minimum	10 mA
Rated operating voltage	15 ... 250 VAC
Operating current	500 mA
Switching element	NO contact or NC contact
Protection circuit integrated	inductive interference protection
Switching frequency, approx.	10 Hz
Type of voltage range	AC

Electrical data - Digital Output

Voltage drop U_d, maximum	4.5 V
Current at Voltage drop U_d	0.2 A
Design of control elements	Two-wire
Current leakage I_r, maximum	1 mA

Status indication

Note (Integral System Diagnostics, status)	yellow LED

Note

Note (General)	Instead of nuts, a mounting clamp can be provided. Programmable by repositioning the plug-in jumper at the terminal screws

Ordering code

Product type description:
IFL (1)-(2)(3)-(4)(5)(6)(7)-(8)

(1)

10	Switching distance 10 mm
15	Switching distance 15 mm

(2)

30	Cylinder, thread M30, metal
300	Cylinder, thread M30, plastic

(3)

without	Standard body
M	Miniature body
L	Long design

(4)

01	Opener (NC)
10	Normally open contact (NO)
10/01	NO contact / NC contact with wiring compartment
11	1 NO contact / 1 NC contact antivalent

(5)

without	Cable
ST	Male connector
T	Conductor with strain relief
D	DC 2-wire

(6)

without	Standard connector version
2	Alternative conector version

(7)

N	n-type
P	p-type

(8)

1310	Can be used up to +110 C (for alternating current (AC) only)
2130	Can be used up to +130 C, without LED switching conditions display
1766	Can be used up to +110 C (for p-type or n-type only)

Pictures

Product picture (catalogue individual photo)



ID: kifl1f13
| 713.5 kB | .jpg | 352.778 x 529.167 mm - 1000 x 1500 px - 72 dpi
| 61.5 kB | .png | 74.083 x 111.125 mm - 210 x 315 px - 72 dpi
| 49.3 kB | .jpg | 82.197 x 123.472 mm - 233 x 350 px - 72 dpi

Dimensional drawing basic component

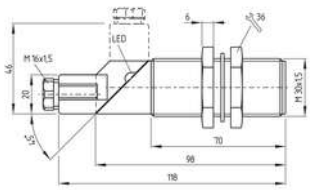

ID: 1ifl1g18
| 24.6 kB | .cdr |
| 7.4 kB | .png | 74.083 x 51.153 mm - 210 x 145 px - 72 dpi
| 94.1 kB | .jpg | 352.778 x 244.475 mm - 1000 x 693 px - 72 dpi

Diagram

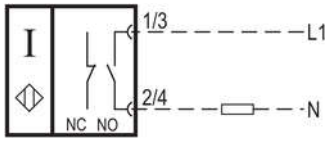

ID: ia2ak06
| 30.9 kB | .cdr |
| 45.9 kB | .jpg | 352.778 x 148.167 mm - 1000 x 420 px - 72 dpi
| 2.4 kB | .png | 74.083 x 31.044 mm - 210 x 88 px - 72 dpi

Operating principle

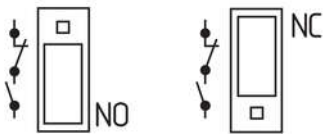

ID: sifldd01
| 53.6 kB | .ai | 297 x 210.002 mm - 841 x 595 px - 72 dpi
| 50.1 kB | .jpg | 352.778 x 149.578 mm - 1000 x 424 px - 72 dpi
| 1.4 kB | .png | 74.083 x 31.397 mm - 210 x 89 px - 72 dpi

The details and data referred to have been carefully checked. Images may diverge from original. Further technical data can be found in the manual. Technical amendments and errors possible.
Generated on: 11/01/2024, 07:58