XSA-V Détecteurs de proximité pour contrôle rotation / *Proximity sensors for rotation monitoring*

Telemecan

Caractéristiques électriques / *Electrical characteristics*

Type de détecteurs / *Detector type*	XSA-V 11373 12373	XSA-V 11801 12801
	DC 3 fils PNP *3 wires*	AC/DC 2 fils * *2 wires*
Plages de tension / *Voltage limits*	10…58V	20…264V
Courant commuté / *Switching capacity*	0…200 mA	5…200 mA DC 5…350 mA AC
Protection surcharges et courts-circuits / *Overload and short circuit protection*	oui *yes*	non *no*
Tension de déchet / *Drop voltage*	≤ 1,8V	≤ 5,7V
Courant résiduel / *Residual current*	–	≤ 1,5 mA
Courant consommé sans charge / *Current consumption, no load*	≤ 15 mA	–
Gamme de température / *Temperature range*	-25…+70 °C	

* **Nota :** appareils AC/DC. Ces appareils n'étant pas protégés contre les surcharges et courts-circuits, il est conseillé de mettre en série sur fusible à action rapide XUZ-E06 /
Note : AC/DC sensors. These sensors are not protected against overload or short-circuit and therefore, it is recommended that a "quick-blow" fuse (XUZ-E06) be connected in series with the load.

Mise en œuvre / *Setting-up procedure*

Temps minimum de présence d'un écran normalisé / *Minimum time of target presence (standard target)*

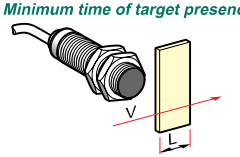

$t = \frac{L\,(m)}{V\,(m/s)}$

XSA-V11.. : t ≥ 3,3 ms
XSA-V12.. : t ≥ 0,42 ms

Temps de réponse / *Response time*

Version lente : réglé à 6 impulsions / min. : tr = 10 secondes
réglé à 150 impulsions / min. : tr = 0,4 secondes
Version rapide : réglé à 120 impulsions / min. : tr = 0,5 secondes
réglé à 3000 impulsions / min. : tr = 0,02 secondes

Low speed version : set at 6 impulses / min. : tr = 10 seconds
set at 150 impulses / min. : tr = 0.4 seconds
High speed version : set at 120 impulses / min. : tr = 0.5 seconds
set at 3000 impulses / min. : tr = 0.02 seconds

Relation temps de réponse / Nombre d'écrans
Response time relationships / Target number

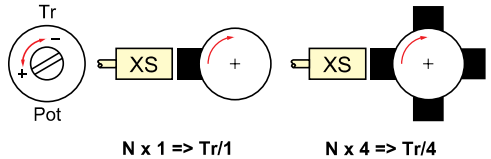

N x 1 => Tr/1 **N x 4 => Tr/4**

XSA-V Contrôle de rotation / *Rotation monitoring*



XSA-V11373 XSA-V11801 XSA-V0••••
XSA-V12373 XSA-V12801 XSA-V3••••

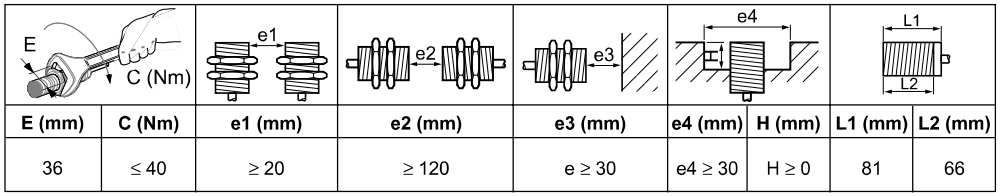

E (mm)	C (Nm)	e1 (mm)	e2 (mm)	e3 (mm)	e4 (mm)	H (mm)	L1 (mm)	L2 (mm)
36	≤ 40	≥ 20	≥ 120	e ≥ 30	e4 ≥ 30	H ≥ 0	81	66

Mise en œuvre standard / *Setting-up procedure*

mm	a	b	c
	4 - 6	30x30	60

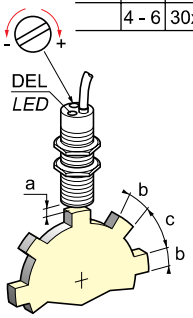

Rotation du potentiomètre (nbre de tours) / fréquence de réglage (tps de réponse) / *Potentiometer adjustment (no. of turns) / frequency setting (response time)*

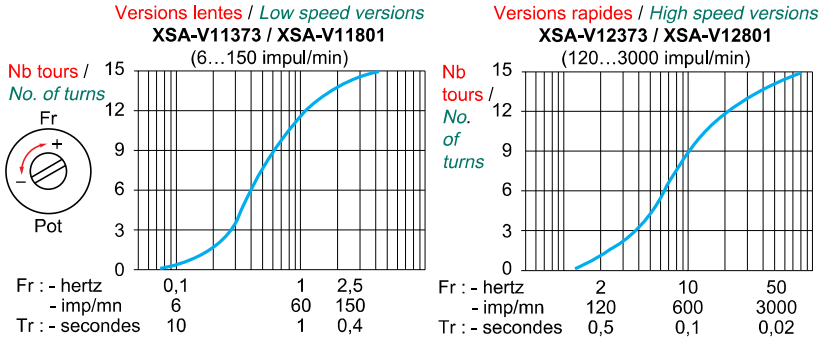

Chronogrammes de fonctionnement / sauf versions XSA-V0•••• / *Response time charts*

1) Phase de démarrage / ***Starting cycle***

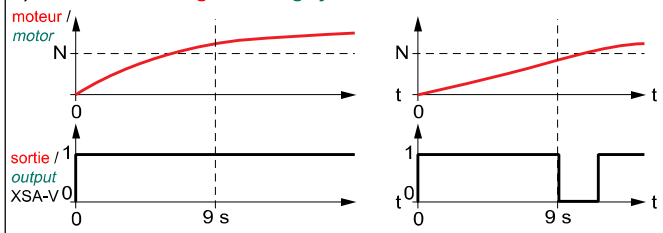

2) Marche / ***Running***

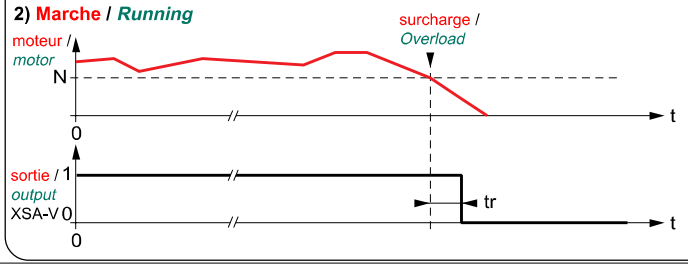

Exemples de schémas de branchement / *Examples of wiring schemes*

Détection sous-vitesse / *Underspeed detection*

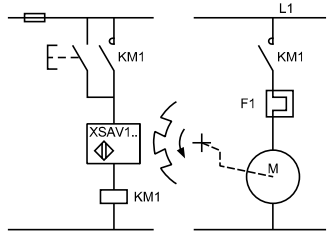

Fonctionnement avec coupure d'alimentation et arrêt en cas de surcharge. Redémarrage manuel.

Operation with supply disconnection and stopping in the event of an overload. Manual restart.

XSA-V11/123

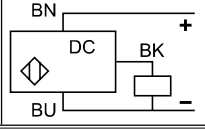

XSA-V11/128

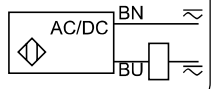

PROTECTIONS / *MOUNTING PRECA*

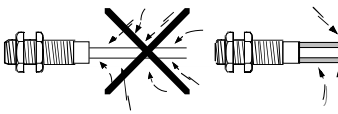

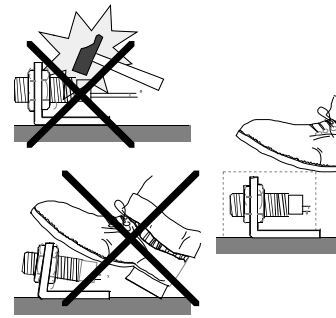

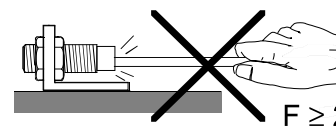

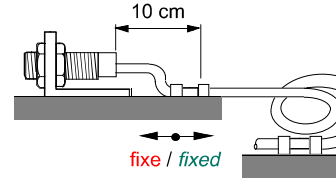

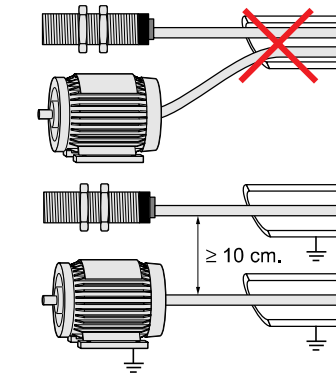

BU : bleu, blue, blau, blu, azul, bla, blauw, μπλε
BN : brun, brown, marrón, castanho, brun, bruin
BK : noir, black, schwarz, nero, negro, preto, sv

W914610170111 A04