L Series
Miniature Slide Switches



Description

Those designing communications equipment and lighting devices turn to the L series miniature slide switch. L series switches feature positive detent, enclosed housing and your choice of maintained or momentary functions and PC or panel mounting.

Features & Benefits

- Positive detent
- Enclosed housing
- Maintained and momentary functions
- PC and panel mounting
- RoHS compliant

Applications

- Communications equipment
- Lighting devices

Agency Approvals

Agency	Agency File Number
c UL us	E42363

Specifications

Contact Rating	Q contact material (LX0X, LX1X models): 4 amps @ 125 V AC or 28 V DC; 2 amps @ 250 V AC; 0.5 amp @ 125 V DC (UL).
Electrical Life	10,000 make-and-break cycles at full load.
Contact Resistance	Below 10 m Ω typ. initial @ 2-4 V DC, 100 mA, for both silver and gold plated contacts.
Insulation Resistance	10^9 Ω min.
Dielectric Strength	1,000 Vrms min. @ sea level.
Operating Temperature	-30°C to 65°C
Storage Temperature	-30°C to 85°C

Materials

Housing	6/6 nylon (UL94-V2), black.
Actuator	6/6 nylon (UL94-V2), black. '13' actuator, natural (standard).
Contacts	Q contact material: Copper, silver plated.
Terminals	
Contact Spring	Music wire or stainless steel.
Terminal Seal	Epoxy.

Notes:
Specifications and materials listed above are for switches with standard options. For information on specific and custom switches, consult Customer Service Center.

Ordering Number

Our easy build-a-switch concept allows you to mix and match options to create the switch you need. To order, select desired option from each category and place it in the appropriate box.

Lx - x - 1 - MS - 02 - Q - x - x

- **Switch Function**
  - **L202:** DPDT
  - **L101:** SPST
  - **L102:** SPDT
  - **L103:** SP3T
- **Actuator**
  - **01:** 0.200" high
  - **02:** 0.335" high
  - **11:** 0.100" high
- **Detent**
  - **1:** With detent
- **Mounting Style**
  - **MS:** PC Thru-hole
- **Terminations**
  - **02:** PC Thru-hole
- **Contact Material**
  - **Q:** Silver
- **Seal**
  - **E:** Epoxy
  - **None:** No seal
- **Cap Color**
  - **2:** Black
  - **NONE:** No cap

© 2025 Littelfuse, Inc.
Specifications are subject to change without notice.
Revised: VL 06/03/25

L Series
Miniature Slide Switches

Switch and Lock Function

No. Poles	Model No.	Switch Function	Schematic	Available Mounting Styles
SP	L101	SPST		MS
	L102	SPDT		
	L103	SP3T		

No. Poles	Model No.	Switch Function	Schematic	Available Mounting Styles
DP	L202	DPDT		MS

Notes: Contacts make on side actuator thrown.

Actuator

Actuator Options for MS Mounting Style

01 0.200" High

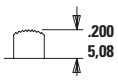

02 0.335" High

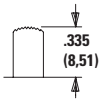

11 0.100" High



Notes:
No actuator color option code is required. Standard actuator color is black, other colors and heights available, consult Customer Service Center.

Option Code	Actuator Cap Colors
2	Black for 01 and 02 actuators
None	No cap

Detent

1 With Detent

Standard with all maintained models: L101, L102, L103 and L202.

Mounting Styles

MS PC Thru-hole, 2 Position Models

L202011MS02Q (DPDT)

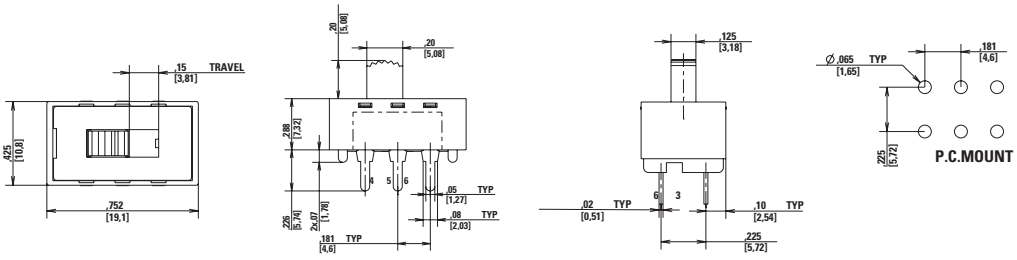

Available with:

Models: L101, L102, L103 and L202
Terminations: 02
Actuators: 01, 02 and 11
PC Mounting: 02

© 2025 Littelfuse, Inc.
Specifications are subject to change without notice.
Revised: VL 06/03/25

L Series
Miniature Slide Switches

Terminations inches (mm)
MS Mounting Style
02 PC Thru-hole

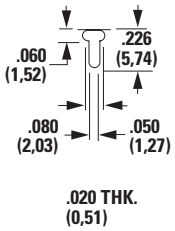

Contact Material

Option Code	Contact Material	Ratings	
Q	Silver	Power	LX0X models: 4 amps @ 125 V AC or 28 V DC; 2 amps @ 250 V AC; 0.5 amp @ 125 V DC (UL). LX6X models: 4 amps @ 125 V AC or 28 V DC; 2 amps @ 250 V AC(UL).

Seal

None No Seal

E Epoxy Seal

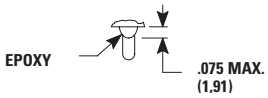

Cap Compatible with 02 actuators

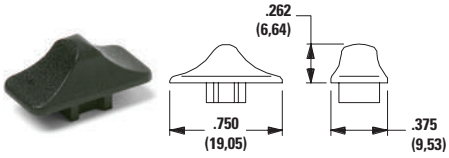

Part No.
120100602 Black
Material: Nylon
Finish: Matte

Notes: Other colors available, consult Customer Service Center.

Disclaimer Notice - Information furnished is believed to be accurate and reliable. However, users should independently evaluate the suitability of and test each product selected for their own applications. Littelfuse products are not designed for, and may not be used in, all applications. Read complete Disclaimer Notice at http://www.littelfuse.com/disclaimer-electronics.

© 2025 Littelfuse, Inc.
Specifications are subject to change without notice.
Revised: VL 06/03/25