# IKD series

Surface mount and through-hole • dual in line switches



## DISTINCTIVE FEATURES

**Raised and recessed actuators**
**Even and odd pole numbers**
**Self-cleaning wiping contacts**
**Gold plated terminals**




## ENVIRONMENTAL SPECIFICATIONS

- Operating Temperature Range: -20 °C to +85 °C (-4 °F to +185 °F)
- Storage Temperature Range: -40°C to +85°C (-40 °F to +185 °F)
- Process compatible – withstand IR and vapor phase reflow soldering
- Spray washable (tape seal standard) except 1-pole model

## ELECTRICAL SPECIFICATIONS

- Max. Current/Voltage Rating:
  - Switching: 25 mA 24 VDC
  - Non-switching: 100 mA 50 VDC
- Initial Contact Resistance: 50 mΩ max
- Insulation Resistance: 100 MΩ min. at 500 VDC
- Dielectric Strength: 500 VAC min.
- Electrical Life: 2,000 cycles

## MATERIALS

- Case & Actuator: UL94-V0
- Moving Contact: Phosphor bronze, gold plated, over nickel barrier
- Terminal: Gold plated
- Protection Tape: Polyimide

The company reserves the right to change specifications without notice.

# IKD series

Surface mount and through-hole • dual in line switches

## PACKAGING

| Number of ways | TAPE AND REEL | | IC TUBE THROUGH-HOLE |
|---|---|---|---|
| | Raised actuator | Recessed actuator | |
| 1 | 800 pcs | 800 pcs | 130 pcs |
| 2 | 700 pcs | 900 pcs | 76 pcs |
| 3 | 700 pcs | | 55 pcs |
| 4 | 700 pcs | | 42 pcs |
| 5 | 800 pcs | | 35 pcs |
| 6 | 700 pcs | | 28 pcs |
| 7 | 800 pcs | | 25 pcs |
| 8 | 700 pcs | | 22 pcs |
| 9 | 700 pcs | | 20 pcs |
| 10 | 700 pcs | | 18 pcs |
| 12 | 700 pcs | | 15 pcs |

For surface mount J bend, please contact APEM.

## CIRCUIT

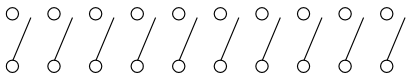

1,2,3,4,5,6,7,8,9,10,12 way only

## PCB LAYOUT

THROUGH-HOLE

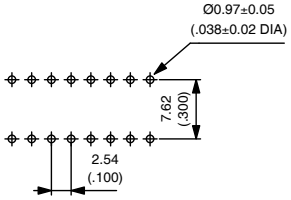


SURFACE MOUNT - GULL WING TYPE

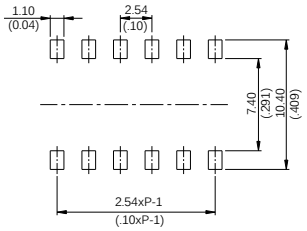


SURFACE MOUNT - J BEND TYPE

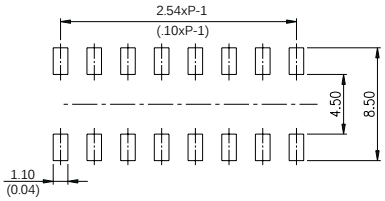

# IKD series

Surface mount and through-hole • dual in line switches

## BUILD YOUR PART NUMBER

IKD _ _ _ _

### SERIES

IKD

### NUMBER OF WAYS

| | |
|---|---|
| 01 | One way |
| 02 | Two way |
| 03 | Three way |
| 04 | Four way |
| 05 | Five way |
| 06 | Six way |
| 07 | Seven way |
| 08 | Eight way |
| 09 | Nine way |
| 10 | Ten way |
| 12 | Twelve way |

### MODEL TYPE

| | |
|---|---|
| 001 | Through-hole raised actuators |
| 000 | Through-hole recessed actuators |
| 031 | SMT gull wing raised actuators IC tubes |
| 030 | SMT gull wing recessed actuators IC tubes |
| 041 | SMT gull wing raised actuators T/R |
| 040 | SMT gull wing recessed actuators T/R |
| 051 | SMT J bend raised actuators IC tubes |
| 050 | SMT J bend recessed actuators IC tubes |
| 061 | SMT J bend raised actuators T/R |
| 060 | SMT J bend recessed actuators T/R |

### TAPE SEAL

| | |
|---|---|
| 00 | Top tape seal* |
| 01 | No tape seal |

*Recessed actuators only

# IKD series

## Surface mount and through-hole • dual in line switches

### THROUGH HOLE



| Number of ways | Dimension A | Dimension B |
|---|---|---|
| 1 | 3.48 (.137) | N/A |
| 2 | 6.02 (.237) | 2.54 (.10) |
| 3 | 8.56 (.337) | 5.08 (.20) |
| 4 | 11.10 (.437) | 7.62 (.30) |
| 5 | 13.64 (.537) | 10.16 (.40) |
| 6 | 16.18 (.637) | 12.70 (.50) |
| 7 | 18.72 (.737) | 15.24 (.60) |
| 8 | 21.26 (.837) | 17.78 (.70) |
| 9 | 23.80 (.937) | 20.32 (.80) |
| 10 | 26.34 (1.03) | 22.86 (.90) |
| 12 | 31.42 (1.23) | 27.94 (1.10) |

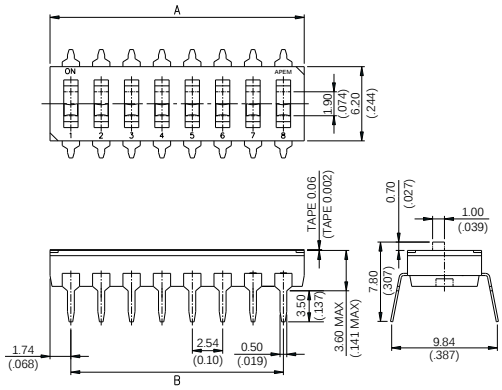


### SMT - GULL WING TYPE



| Number of ways | Dimension A | Dimension B |
|---|---|---|
| 1 | 3.48 (.137) | N/A |
| 2 | 6.02 (.237) | 2.54 (.10) |
| 3 | 8.56 (.337) | 5.08 (.20) |
| 4 | 11.10 (.437) | 7.62 (.30) |
| 5 | 13.64 (.537) | 10.16 (.40) |
| 6 | 16.18 (.637) | 12.70 (.50) |
| 7 | 18.72 (.737) | 15.24 (.60) |
| 8 | 21.26 (.837) | 17.78 (.70) |
| 9 | 23.80 (.937) | 20.32 (.80) |
| 10 | 26.34 (1.03) | 22.86 (.90) |
| 12 | 31.42 (1.23) | 27.94 (1.10) |

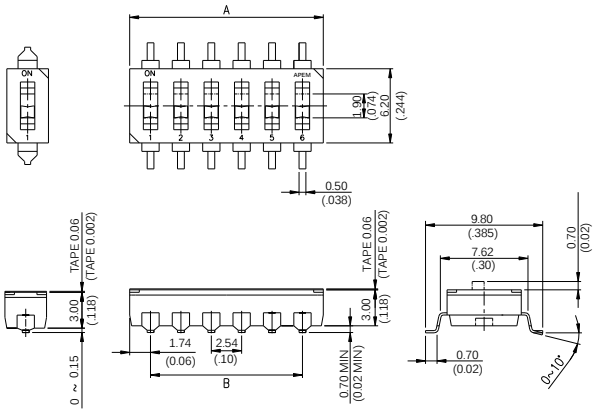


### SMT - J BEND TYPE



| Number of ways | Dimension A | Dimension B |
|---|---|---|
| 2 | 6.02 (.237) | 2.54 (.10) |
| 3 | 8.56 (.337) | 5.08 (.20) |
| 4 | 11.10 (.437) | 7.62 (.30) |
| 5 | 13.64 (.537) | 10.16 (.40) |
| 6 | 16.18 (.637) | 12.70 (.50) |
| 7 | 18.72 (.737) | 15.24 (.60) |
| 8 | 21.26 (.837) | 17.78 (.70) |
| 9 | 23.80 (.937) | 20.32 (.80) |
| 10 | 26.34 (1.03) | 22.86 (.90) |
| 12 | 31.42 (1.23) | 27.94 (1.10) |

