4/2-directional valve, Series 840

- Qn = 200 l/min
- Compressed air connection output Ø 6x1
- Single air pilot
- Single air pilot
- With air spring return
- Pipe connection



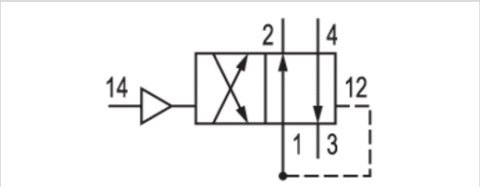

Type	Poppet valve
Activation	pneumatically
Sealing principle	Soft sealing
Flow rate value Qn	200 l/min
Working pressure min./max.	2 ... 10 bar
Control pressure min./max.	2 ... 10 bar
Ambient temperature min./max.	-15 ... 60 °C
Medium temperature min./max.	-15 ... 60 °C
Medium	Compressed air
Max. particle size	50 µm
Oil content of compressed air	0 ... 1 mg/m³
Mounting on manifold strip	PRS strip
Weight	0,048 kg

Technical data

Part No.	Compressed air connection	Compressed air connection
	Input	Output
5718400000	Ø 6x1	Ø 6x1

Part No.	Compressed air connection	Compressed air connection
	Exhaust	Pilot control exhaust
5718400000	Ø 6x1	Ø 6x1

Nominal flow Qn at 6 bar and Δp = 1 bar

Technical information

The min. control pressure must be adhered to, since otherwise faulty switching and valve failure may result!
The pressure dew point must be at least 15 °C under ambient and medium temperature and may not exceed 3 °C .
The oil content of compressed air must remain constant during the life cycle.
Use only the approved oils from AVENTICS. Further information can be found in the “Technical information” document (available in the MediaCentre).

The maximum operating pressure depends on the ambient temperature. The following values are applicable:
-15 °C ... 60°C: Operating pressure 1.5 bar ... 8 bar possible.
-15 °C ... 40 °C: Operating pressure 1.5 bar ... 10 bar possible.

Technical information

Material	
Housing	Polyoxymethylene
Seals	Acrylonitrile butadiene rubber
Threaded bushing	Polyoxymethylene

Dimensions

Dimensions

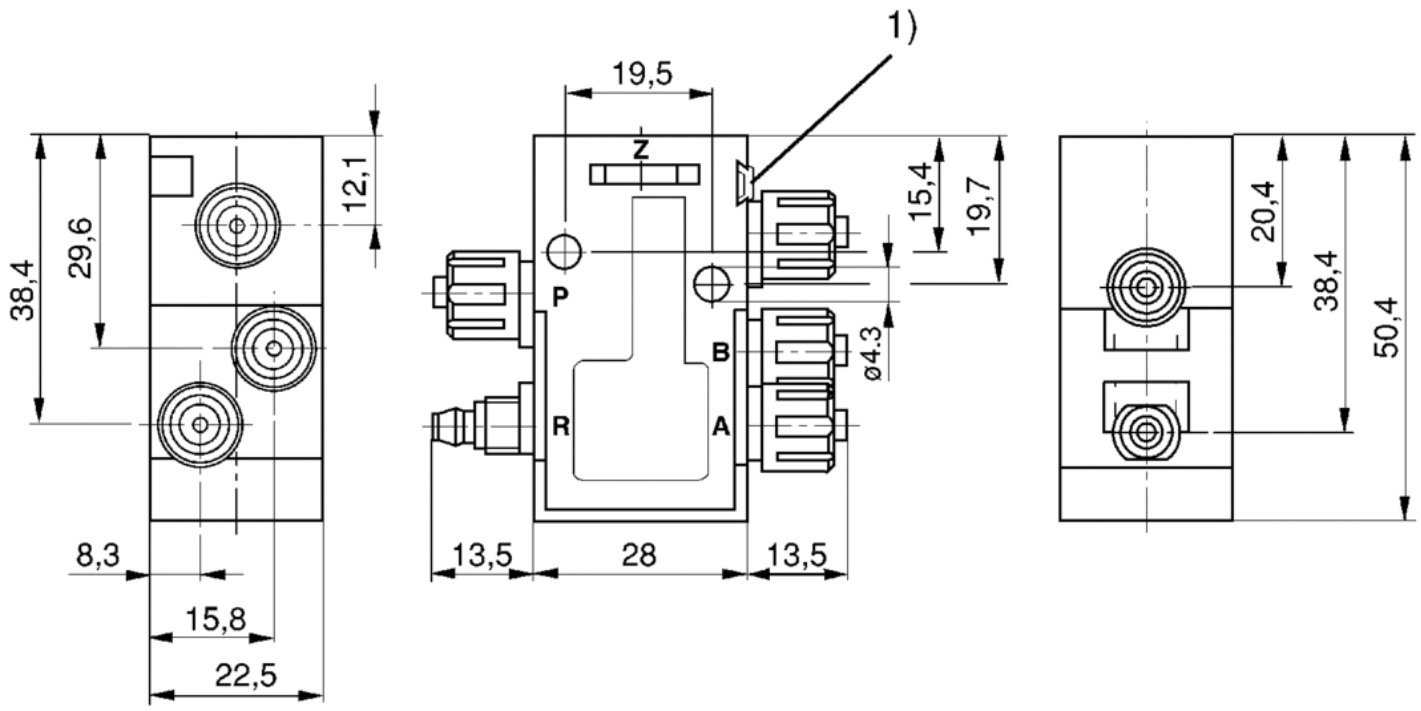

1) mounting space for name plate

Diagrams

Control pressure

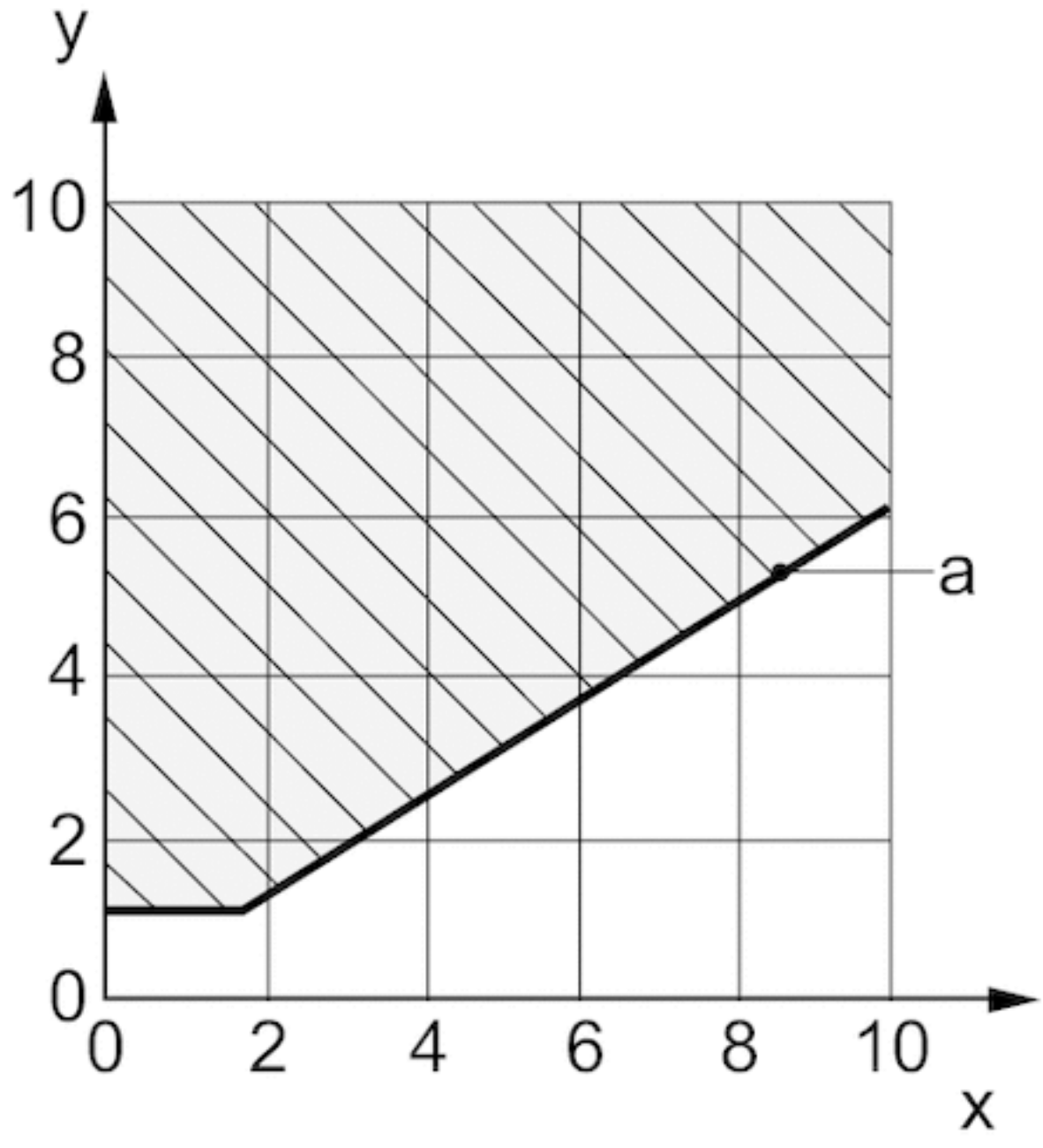

Pilot pressure range diagram
x: working pressure (bar)
y: pilot pressure (bar)
a: min. pilot pressure at port 14 (Z) depending on working pressure