

Safety position switch, electrically adjustable, 2 N/C, cat .3

Part no. LSE-02
Article no. 266122

Catalog No. LSE-02

Delivery programme

Basic function			Position switches Safety position switches
Part group reference			LSE
Product range			Position switch with electronically adjustable operating point
Protection type			IP66, IP67
Features			Basic device, expandable
Ambient temperature		°C	-25 - +70
Description			Visual status indication comparable with positive opening function Device goes into safe state on high interference. Can be used in safety circuits partly short-circuit proof Restart after reset Individual operating point adjustment
Approval			
Contacts			
N/C = Normally closed			2 NC
Contact sequence			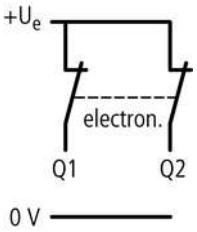
Contact travel ■ = Contact closed □ = Contact open			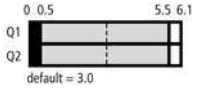
Colour			
Enclosure covers			Yellow
Enclosure covers			
Housing			Insulated material
Connection type			Cage Clamp
Notes			Cage-Clamp is a registered trademark of Wago Kontakttechnik, 32432 Minden, Germany. Accessories for the Cage-Clamp terminals from Wago:power comb, gray, Wago Article No. 264-402

Approvals

Product Standards	IEC/EN 60947-5; UL 508; CSA-C22.2 No. 14; CE marking
UL File No.	E29184
UL Category Control No.	NKCR
CSA File No.	12528
CSA Class No.	3211-03
North America Certification	UL listed, CSA certified
Degree of Protection	IEC: IP66, 67, UL/CSA Type 3R, 4X (indoor use only), 12, 13

General

Standards			IEC/EN 60947 EN 61000-4
Climatic proofing			Damp heat, constant, to IEC 60068-2-78; damp heat, cyclical, to IEC 60068-2-30
Ambient temperature		°C	-25 - +70
Mounting position			As required
Protection type			IP66, IP67
Terminal capacities		mm^2	
Solid		mm^2	1 x (0.5 - 2.5)
Flexible with ferrule		mm^2	1 x (0.5 - 1.5)

Power supply

Rated voltage	U_e	V DC	12 - 30
Rated operational current	I_e	A	
12 V	I_e	A	0.015
24 V	I	mA	18
30 V	I	A	0.019

Contacts/switching capacity

Overvoltage category/pollution degree			III/3
Rated operational current	I_e	A	
DC-13			
24 V	I_e	A	0.2
Repetition accuracy		mm	0.02

Mechanical variables

Lifespan, mechanical	Operations	x 10^6	3
Notes			(electronic)
Contact temperature of roller head		°C	≤ 100
Mechanical shock resistance (half-sinusoidal shock, 20 ms)			
Basic unit		g	30
Operating frequency	Operations/ h		≤ 3000
Switching point			0.5 - 5.5 mm, freely adjustable
Hysteresis		mm	0.4
Contact sequence (contact closed open Zw = positive opening clearance)		mm	0.04

Actuation

Mechanical			
Actuating force at beginning/end of stroke		N	3.5/8.0
Actuating torque of rotary drives		Nm	0.2
Max. operating speed with DIN cam		m/s	1/0.5
Notes			for angle of actuation α = 0°/30°

Electromagnetic compatibility (EMC)

Electrostatic discharge (IEC/EN 61000-4-2, Level 3, ESD)		kV	
Air discharge		kV	8
Contact discharge		kV	4
Electromagnetic fields (RFI) to IEC EN 61000-4-3		V/m	10
Burst Impulse (IEC/EN 61000-4-4, Level 3)			
Supply cable		kV	2
Signal lines		kV	2
Power pulses (surge) (IEC/EN 61000-4-5)		kV	0.5
Immunity to line-conducted interference to (IEC/EN 61000-4-6)		V	10

Technical data ETIM 5.0

Sensors (EG000026) / End switch (EC000030)

Electric engineering, automation, process control engineering / Binary sensor technology, safety-related sensor technology / Position switch / Position switch (Type 1) (ecl@ss8-27-27-06-01 [AGZ382011])

Width sensor		mm	31
Diameter sensor		mm	0
Height of sensor		mm	61
Length of sensor		mm	33.5
Rated operation current Ie at AC-15, 24 V		A	0
Rated operation current Ie at AC-15, 125 V		A	0
Rated operation current Ie at AC-15, 230 V		A	0
Rated operation current Ie at DC-13, 24 V		A	0.2
Rated operation current Ie at DC-13, 125 V		A	0
Rated operation current Ie at DC-13, 230 V		A	0
Switching function			Slow-action switch
Output electronic			Yes
Forced opening			No
Number of safety auxiliary contacts			0
Number of contacts as normally closed contact			2
Number of contacts as normally open contact			0
Number of contacts as change-over contact			0
Type of interface			None
Type of interface for safety communication			None
Housing according to norm			-
Construction type housing			Cuboid
Material housing			Plastic
Coating housing			-
Type of control element			Plunger
Alignment of the control element			-
Type of electric connection			-
With status indication			Yes
Suited for safety functions			Yes
Explosion safety category for gas			None
Explosion safety category for dust			None
Ambient temperature during operating		°C	-25 - 70
Degree of protection (IP)			IP67

Dimensions

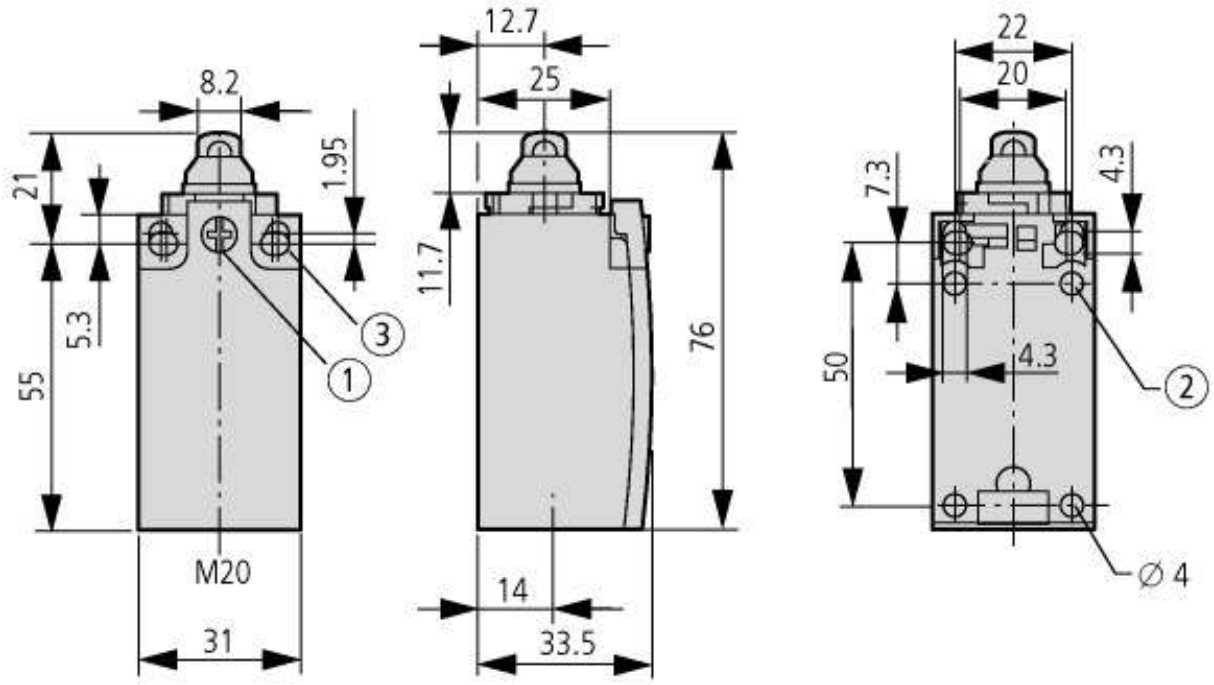

① Tightening torque of cover screws: 0.8 Nm ±0.2 Nm

② only with LS (insulated version)

③ Fixing screws 2 x M4 ≧ 30

M_A = 1.5 Nm

Additional product information (links)

IL05208001Z (AWA1310-2349) Electronic position switch	
IL05208001Z (AWA1310-2349) Electronic position switch	ftp://ftp.moeller.net/DOCUMENTATION/AWA_INSTRUCTIONS/IL05208001Z2012_08.pdf

© 07/2014 by Eaton Industries GmbH