INSTALLATION INSTRUCTION

# Switch fuses

OS125G-160G_LR

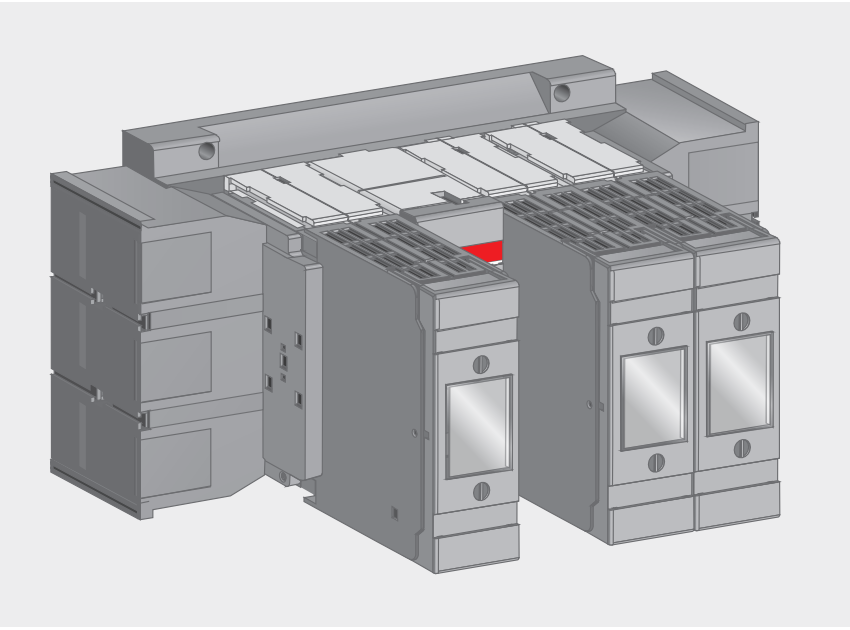

# Table of contents


| | |
|---|---|
| **03** | **Installation** |
| **04** | **Labels**<br>**Phase terminals** |
| **05** | **Terminal shrouds OSS_** |
| **06** | **Auxiliary contact OA_** |
| **07** | **Direct mount handle OSV_** |
| **08** | **Electronic fuse monitor OFS_** |
| **09** | **Interlocking OTZT1_** |
| **10**–12 | **Connections** |
| **13** | **Phase barriers**<br>**Fuse links** |
| **14**–18 | **Dimension drawings** |
| **19** | **Warning sheet** |

# Installation

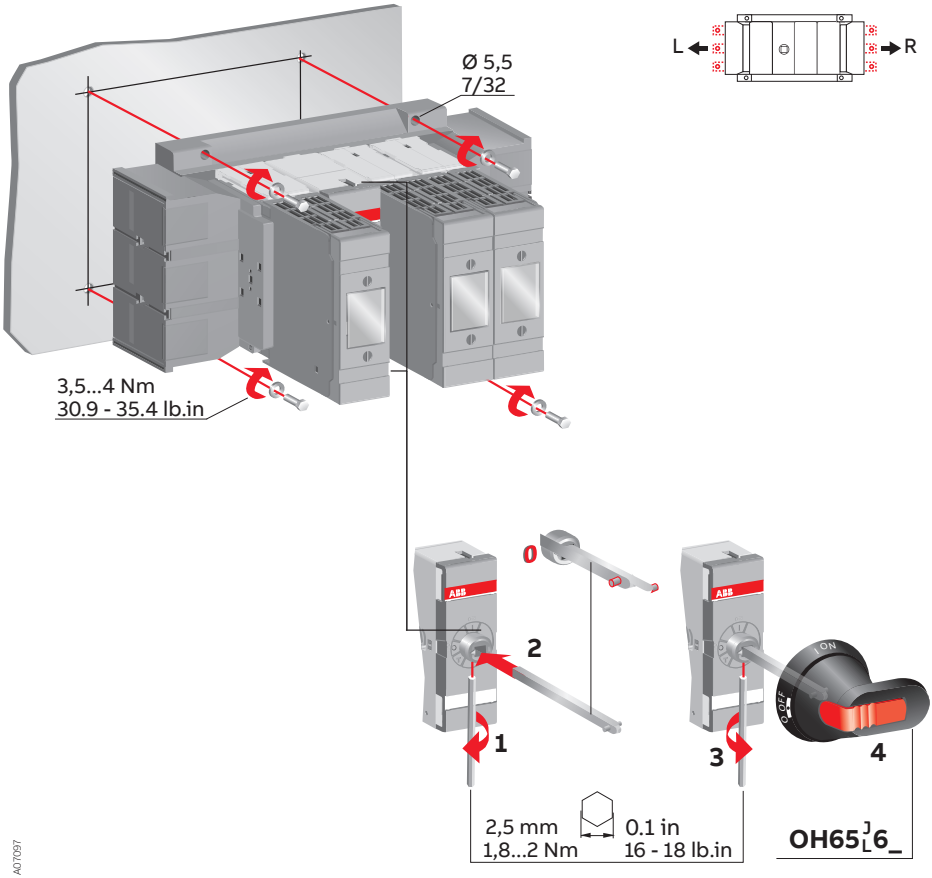

# Labels

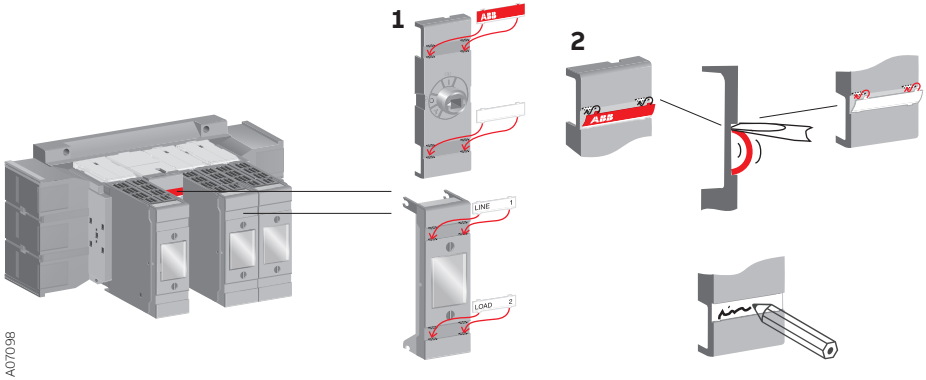


# Phase terminals

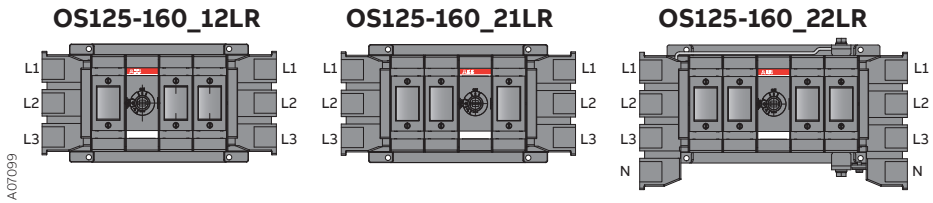

# Terminal shrouds
OSS_

**OSS160G$^{G}_{T}$3LS** **OSS160G$^{G}_{T}$4LS**



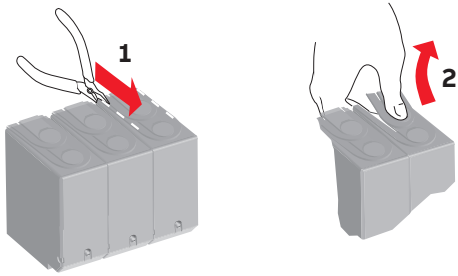


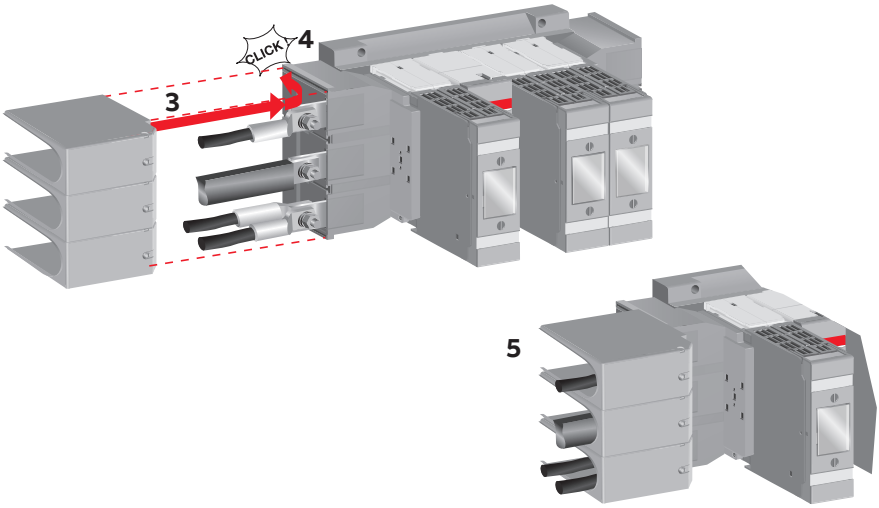


A07104

# Auxiliary contact

OA_

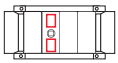

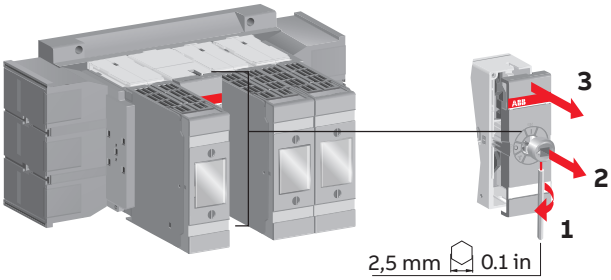


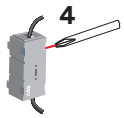


**NO: OA1G10**
**NC: OA3G01**

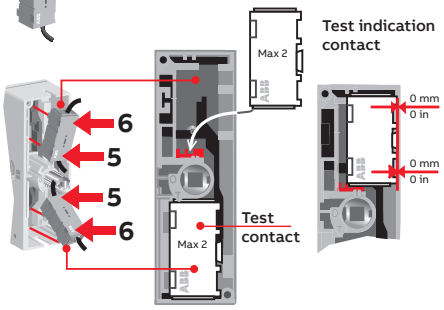


or

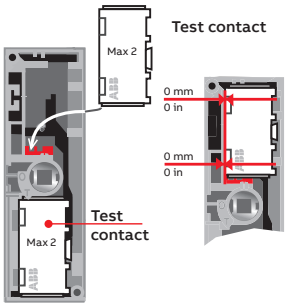


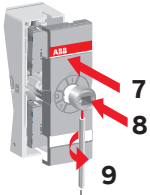


1,8...2 Nm
16 - 18 lb.in




Remove

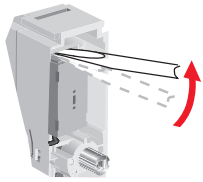

A07102B

# Direct mount handle
OSV_

**OSV200BK**



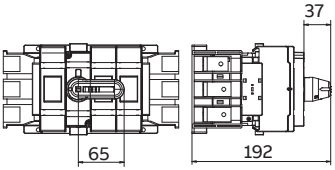


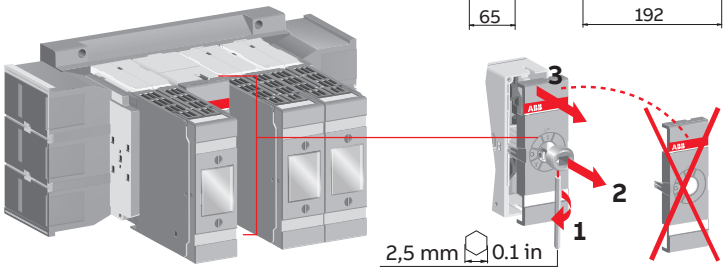


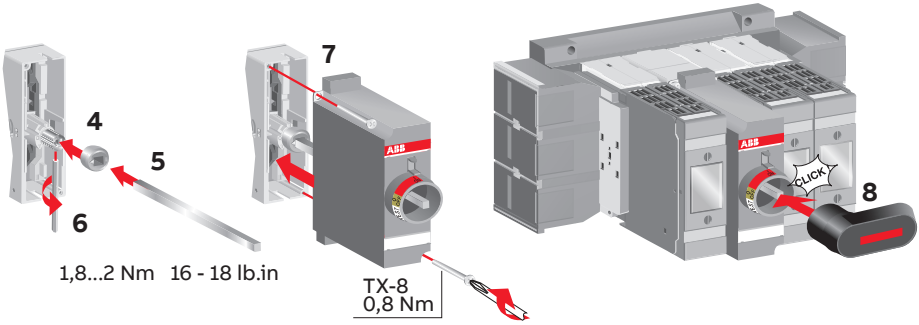


Ø5...6 mm



Note: Use protection against direct contact. For example:

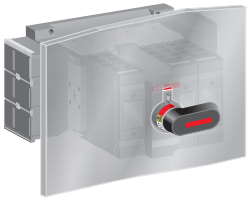

**Remove**

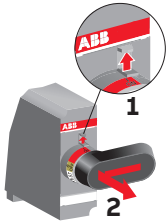


A07100

# Electronic fuse monitor
## OFS_

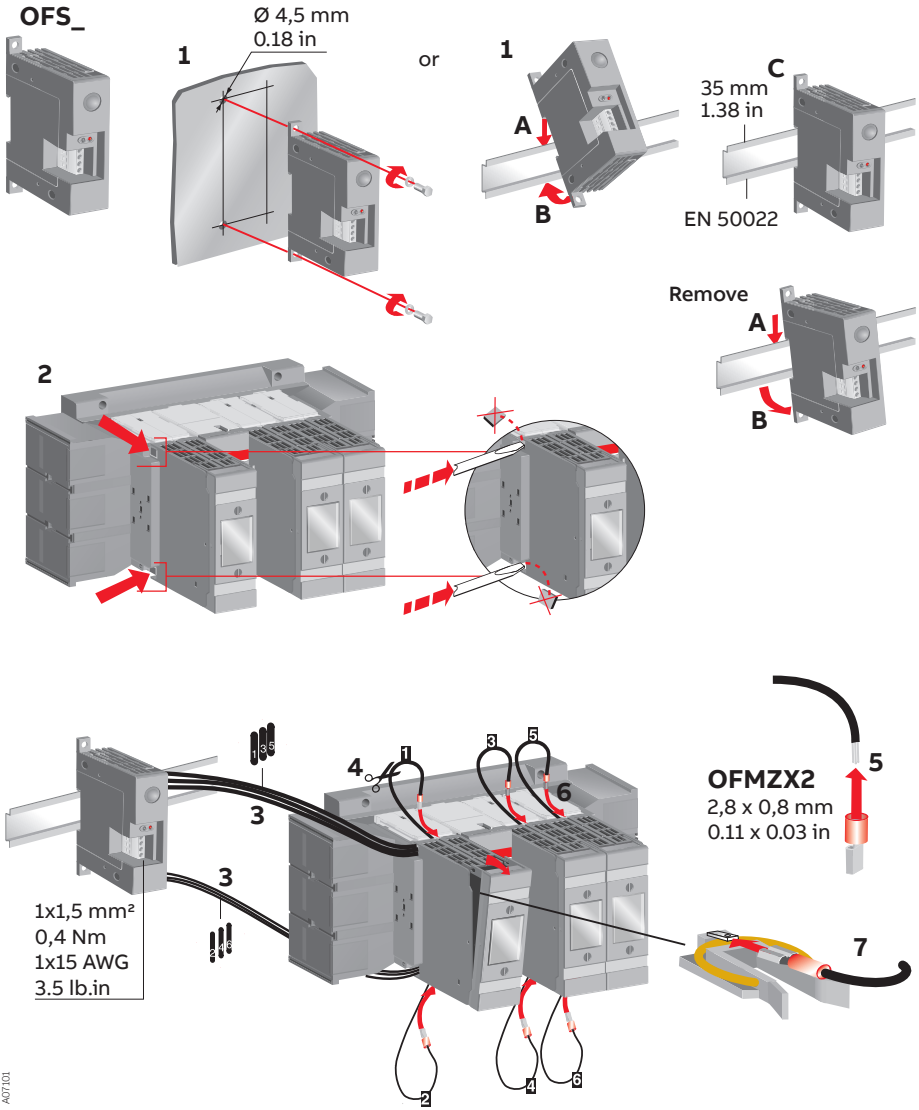


A07101

# Interlocking
## OTZT1_

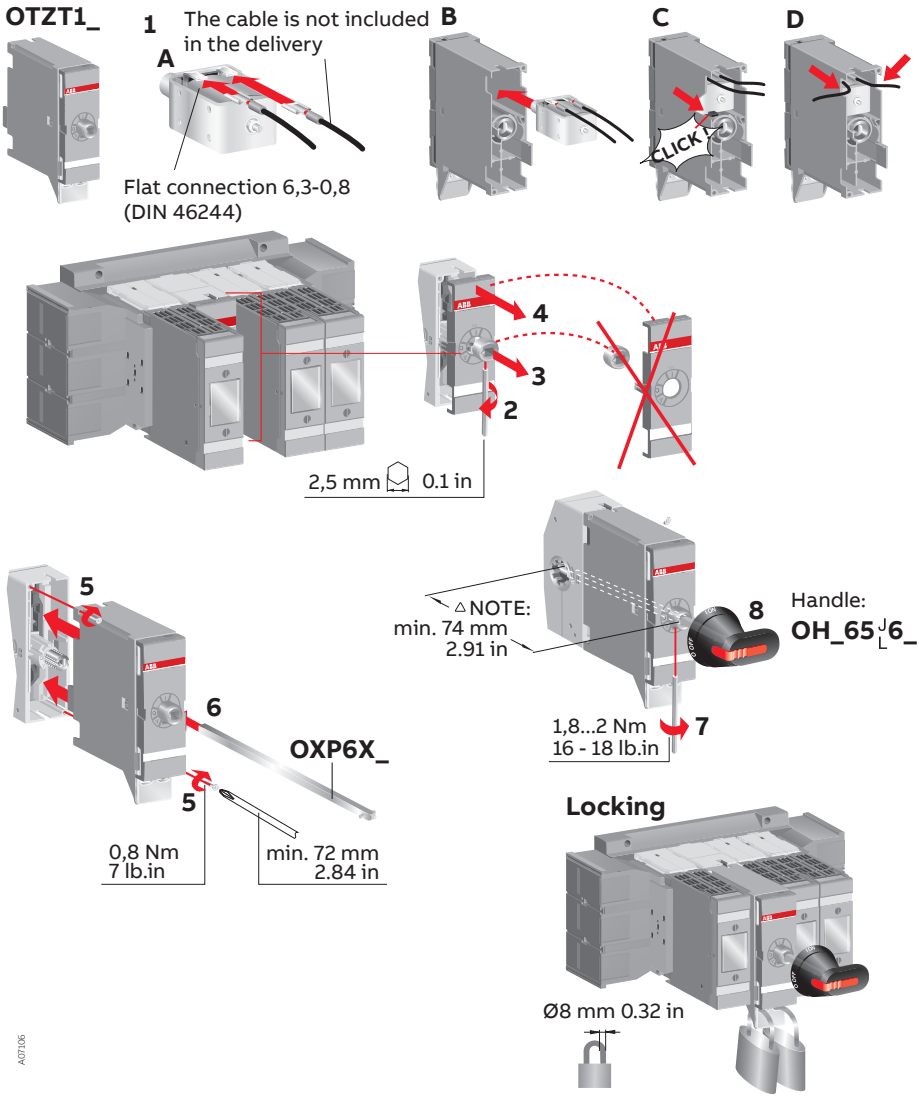

# Connections

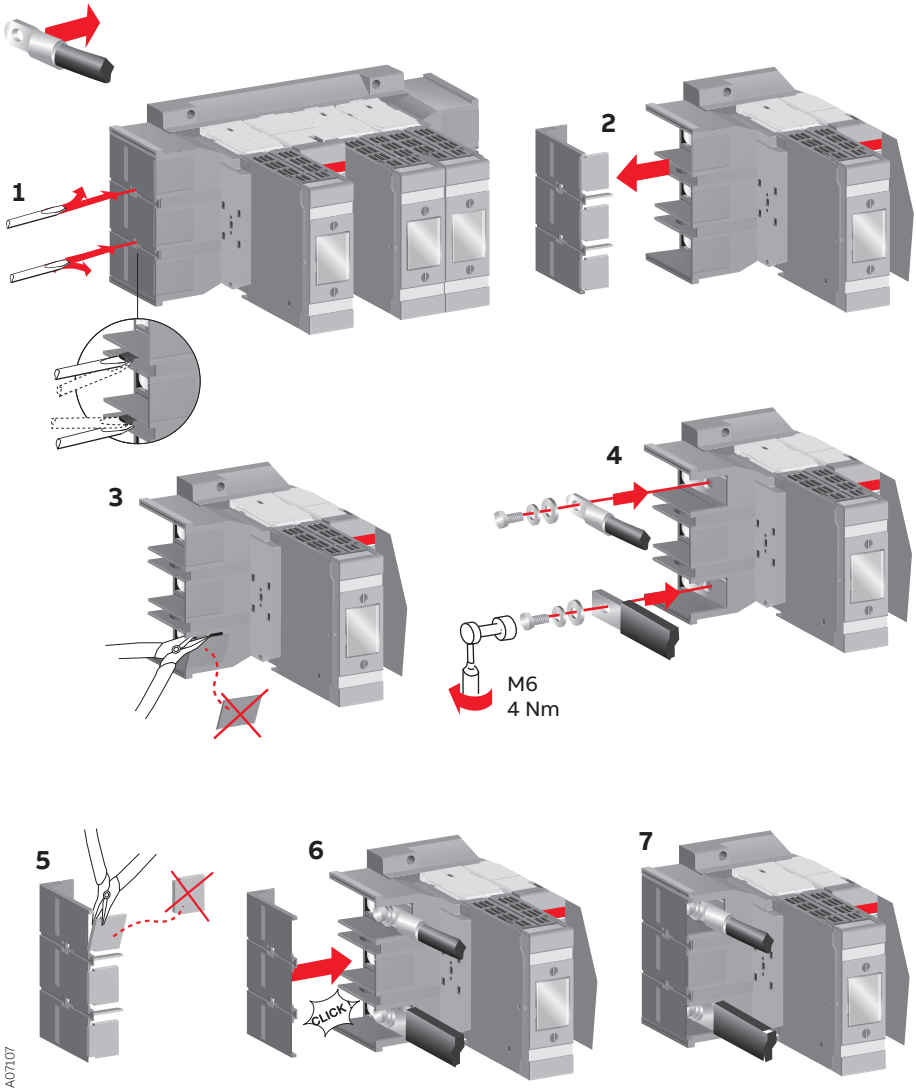

# Connections

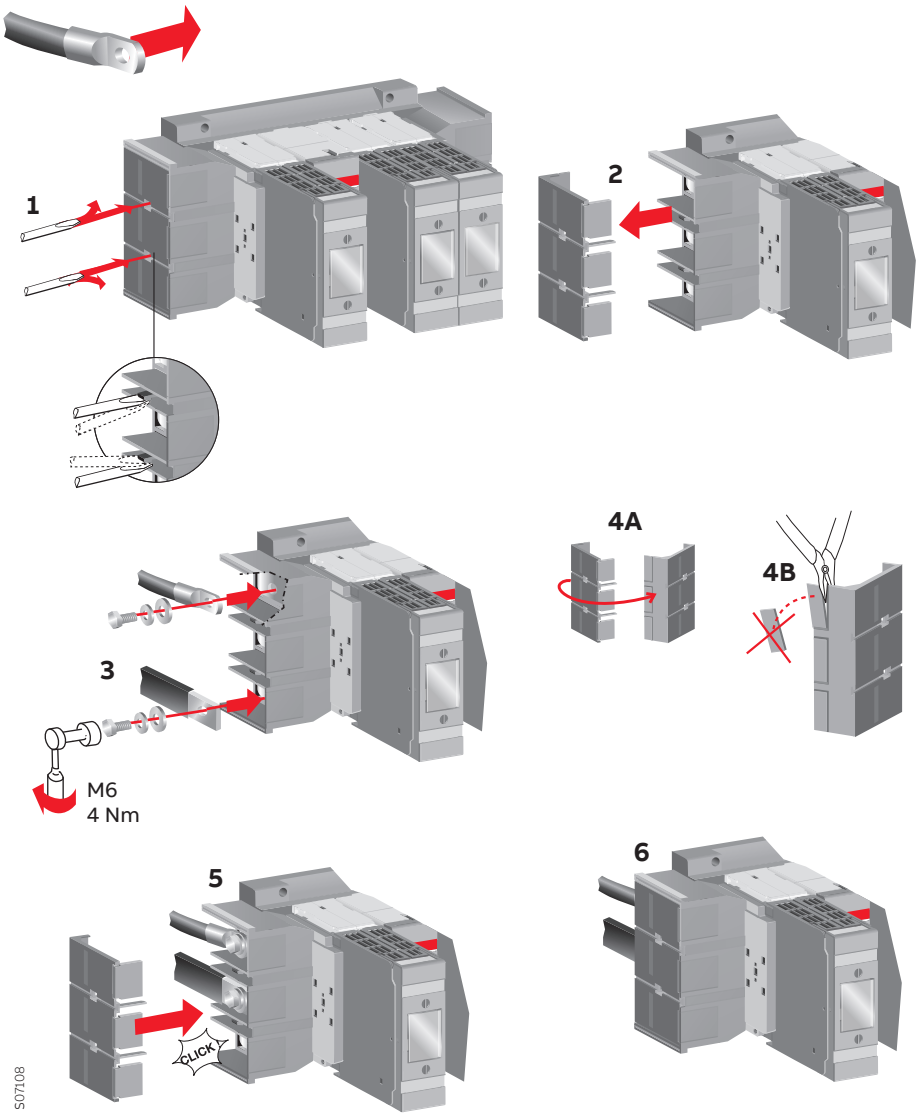

# Connections

**OEZXU68/3**
**OEZXU68/4**

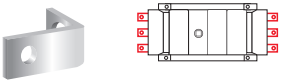

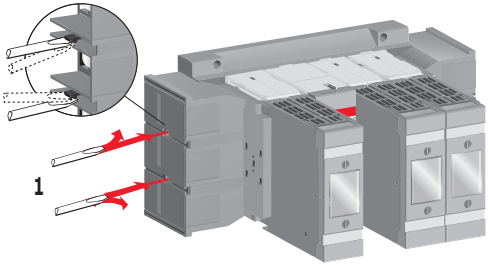


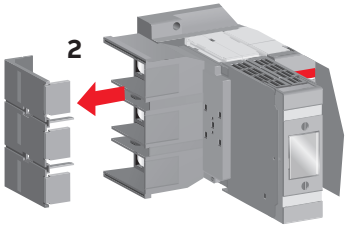


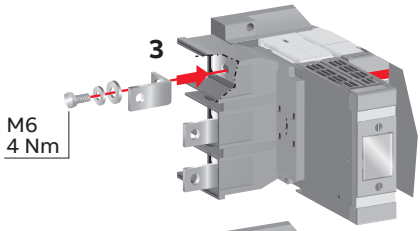


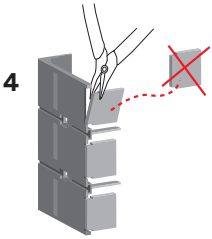


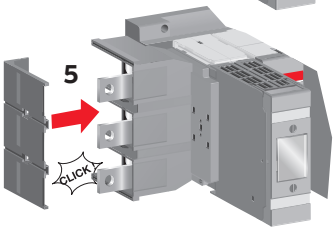


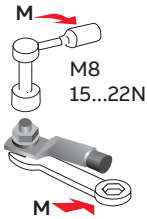


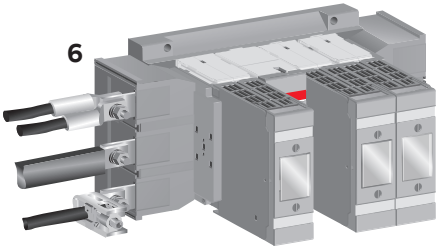




**OZXB1L**
**OZXB8**
**OZXR70**
**OZXR95**

A07105

# Phase barriers

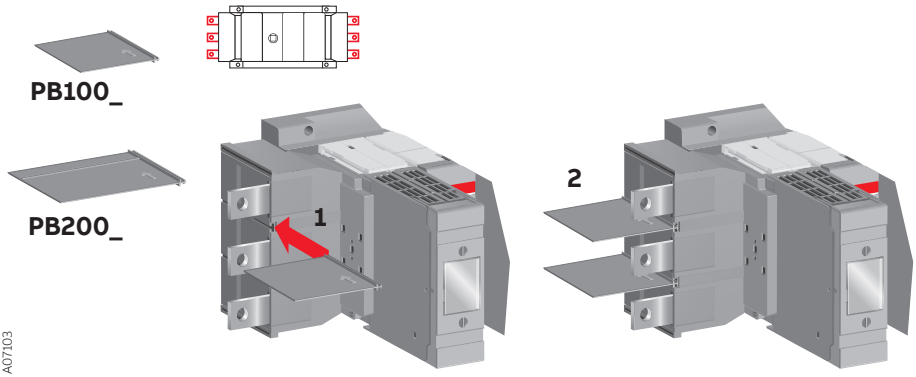


# Fuse links

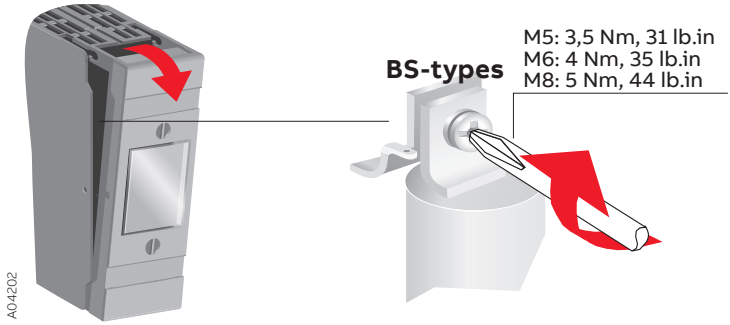

# Dimension drawings

## OS125G-160GD12LR, DIN-type

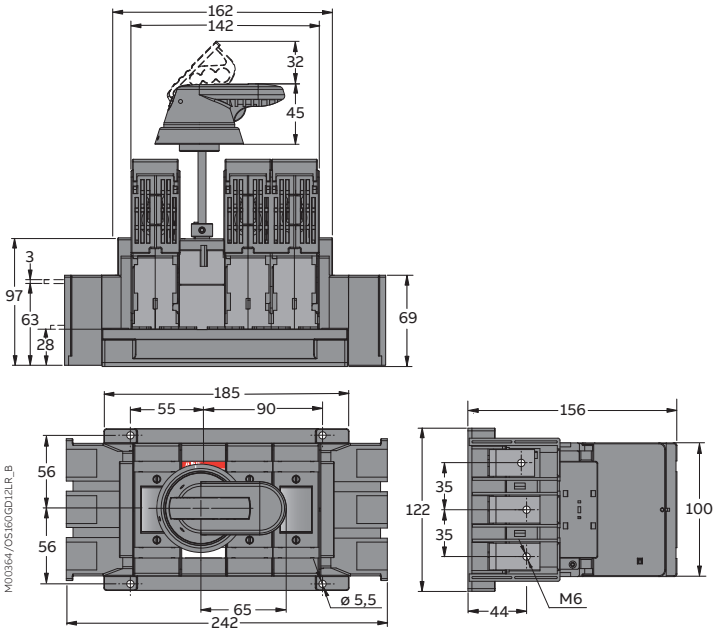

# Dimension drawings

## OS125G-160GD21LR- DIN-type

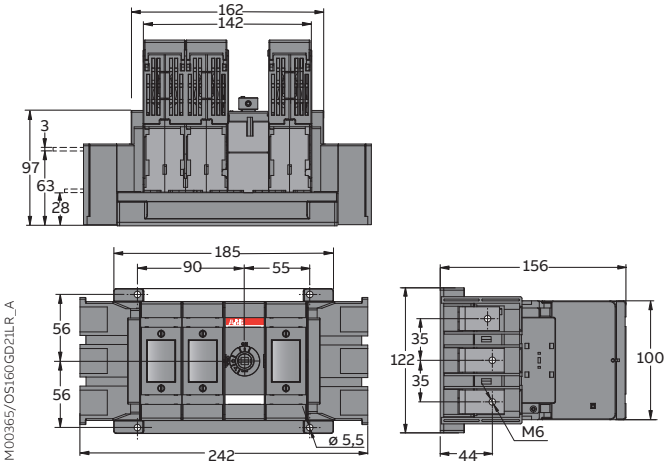


## OS125G-160GD22LR, DIN-type

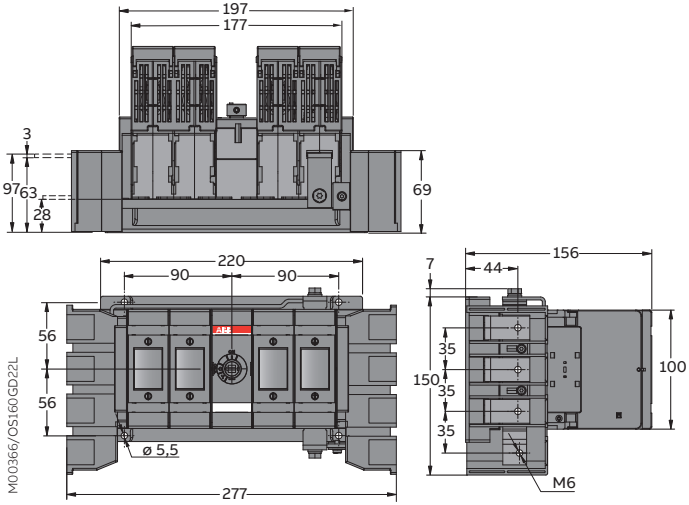

# Dimension drawings

## OS125G-160GB12LR, BS-type

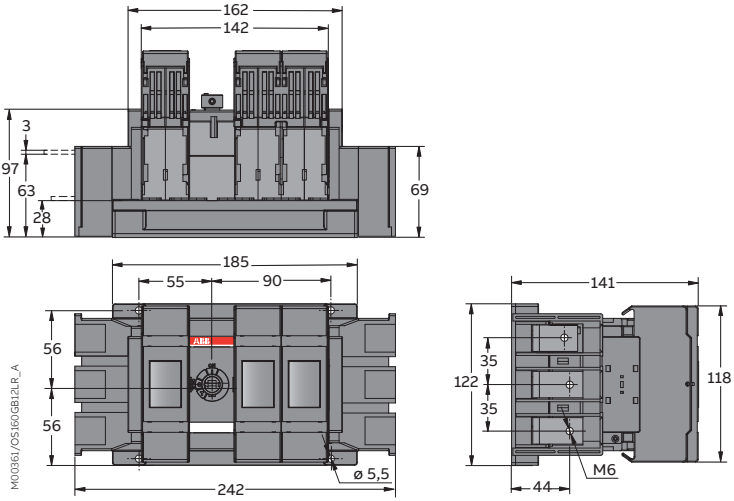


## OS125G-160GB21LR, BS-type

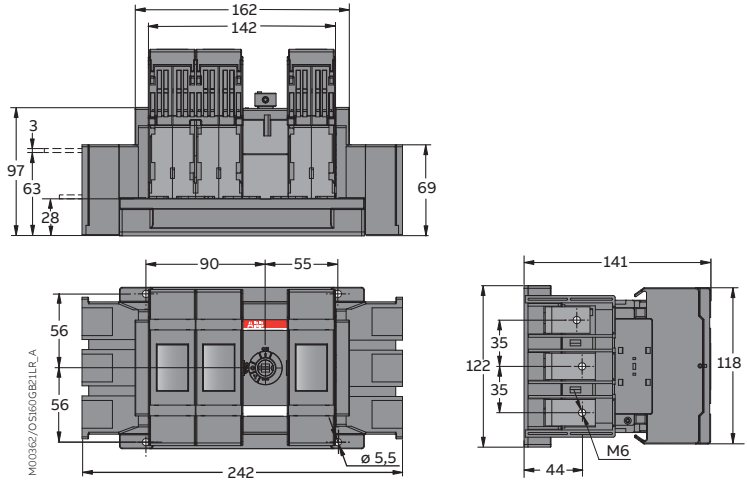

# Dimension drawing

## OS125G-160GB22LR, BS-type

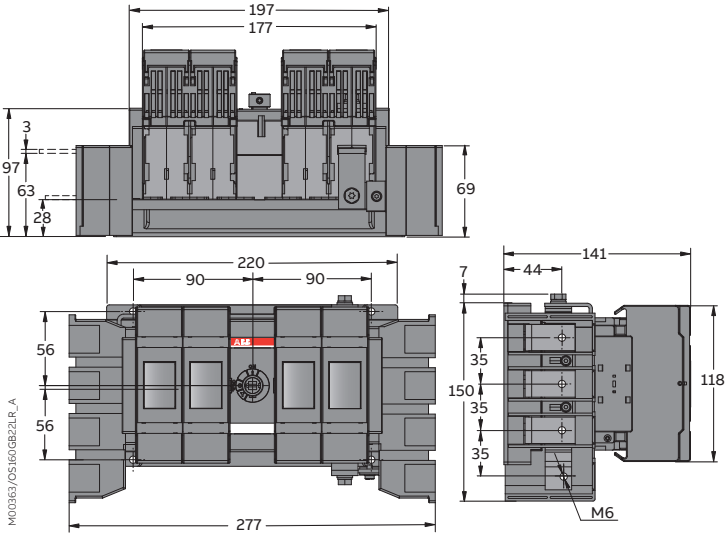

# Dimension drawings

## OS125G-160G_21LR + OSS160G 3LS

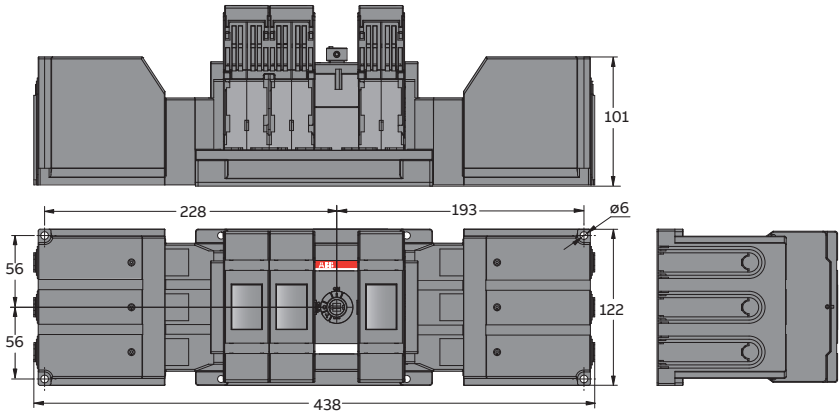


## OS125G-160G_22LR + OSS160G 4LS

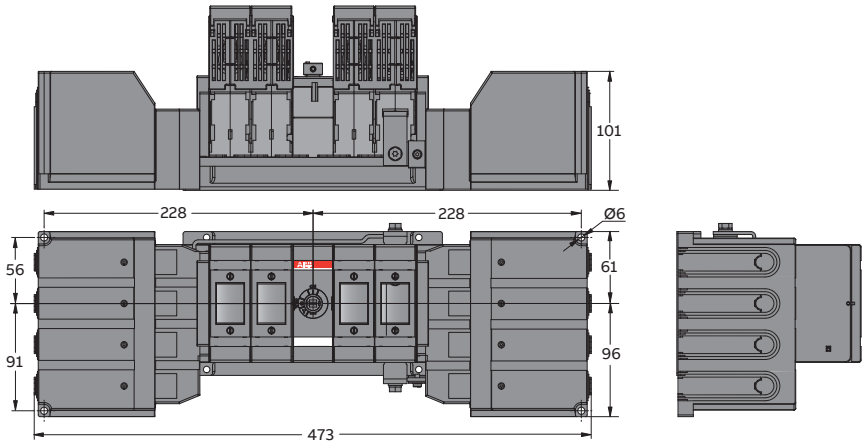









BG Внимание! Опасно напрежение! Да се монтира само от лице с електротехническа квалификация.
CN 警告！电压危险！只能由专业电工进行安装。
CZ Varování! Nebezpečné napětí! Montáž smí provádět výhradně elektrotechnik!
DA Advarsel! Farlig elektrisk spænding! Installation må kun foretages af personer med elektroteknisk ekspertise.
DE Warnung! Gefährliche Spannung! Installation nur durch elektrotechnische Fachkraft.
EL Προειδοποίηση! Υψηλή τάση! Η εγκατάσταση πρέπει να γίνεται μόνο από εξειδικευμένους ηλεκτροτεχνικούς.
EN Warning! Hazardous voltage! Installation by person with electrotechnical expertise only.
ES ¡Advertencia! ¡Tensión peligrosa! La instalación deberá ser realizada únicamente por electricistas especializados.
ET Hoiatus! Ohtlik pinge. Paigaldada võib ainult elektrotehnika-alane ekspert.
FI Varoitus! Vaarallinen jännite! Asennuksen voi tehdä vain sähköalan ammattihenkilö.
FR Avertissement! Tension électrique dangereuse! Installation uniquement par des personnes qualifiées en électrotechnique.
HR Upozorenje! Opasan napon! Postavljati smije samo elektrotehnički stručnjak.
HU Figyelmeztetés! Veszélyes feszültség! Csak elektrotechnikai tapasztalattal rendelkező szakember helyezheti üzembe.
IE Rabhadh! Voltas guaiseach! Ba chóir do dhuine ag a bhfuil saineolas leictriteicniúil, agus an té sin amháin, é seo a shuiteáil.
IT Avvertenza! Tensione pericolosa! Fare installare solo da un elettricista qualificato.
LT Dėmesio! Pavojinga įtampa! Dirbti leidžiama tik elektrotechniko patirties turintiems asmenims.
LV Uzmanību! Bīstami - elektrība! Montāžas darbus drīkst veikt tikai personas, kurām ir atbilstošas elektrotehniskās zināšanas.
MT Twissija! Vultaġġ perikoluż! Għandu jiġi installat biss minn persuna b'kompetenza elettroteknika.
NL Waarschuwing! Gevaarlijke spanning! Mag alleen geïnstalleerd worden door een deskundige elektrotechnicus.
NO Advarsel! Farlig spenning! Montering skal kun utføres av kvalifiserte personer med elektrokompetanse.
PL Ostrzeżenie! Niebezpieczne napięcie! Instalacji może dokonać wyłącznie osoba z fachową wiedzą w dziedzinie elektrotechniki.
PT Aviso! Tensão perigosa! A instalação só deve ser realizada por um eletricista especializado.
RO Avertizare! Tensiune periculoasă! Instalarea trebuie efectuată numai de către o persoană cu experienţă în electrotehnică.
RU Осторожно! Опасное напряжение! Монтаж должен выполняться только специалистом-электриком.
SE Varning! Farlig spänning! Installation får endast utföras av en elektriker.
SK Varovanie! Nebezpečné napätie! Montáž môže vykonávať iba skúsený elektrotechnik.
SL Opozorilo! Nevarna napetost! Vgradnjo lahko opravi le oseba z elektrotehničnim strokovnim znanjem.

# Contact us

**ABB Oy**
P.O. Box 622
FI-65101 Vaasa
Finland

**abb.com/lowvoltage**

© Copyright 2024 ABB. All rights reserved.
Specifications subject to change without notice.

34 OS100G-160GLR rev. H / 1SCC311040M0205#19.08.2024