Actuator

Series IN65/I81-modular system

Description **SM-EINR.**	Article number **3918052341**

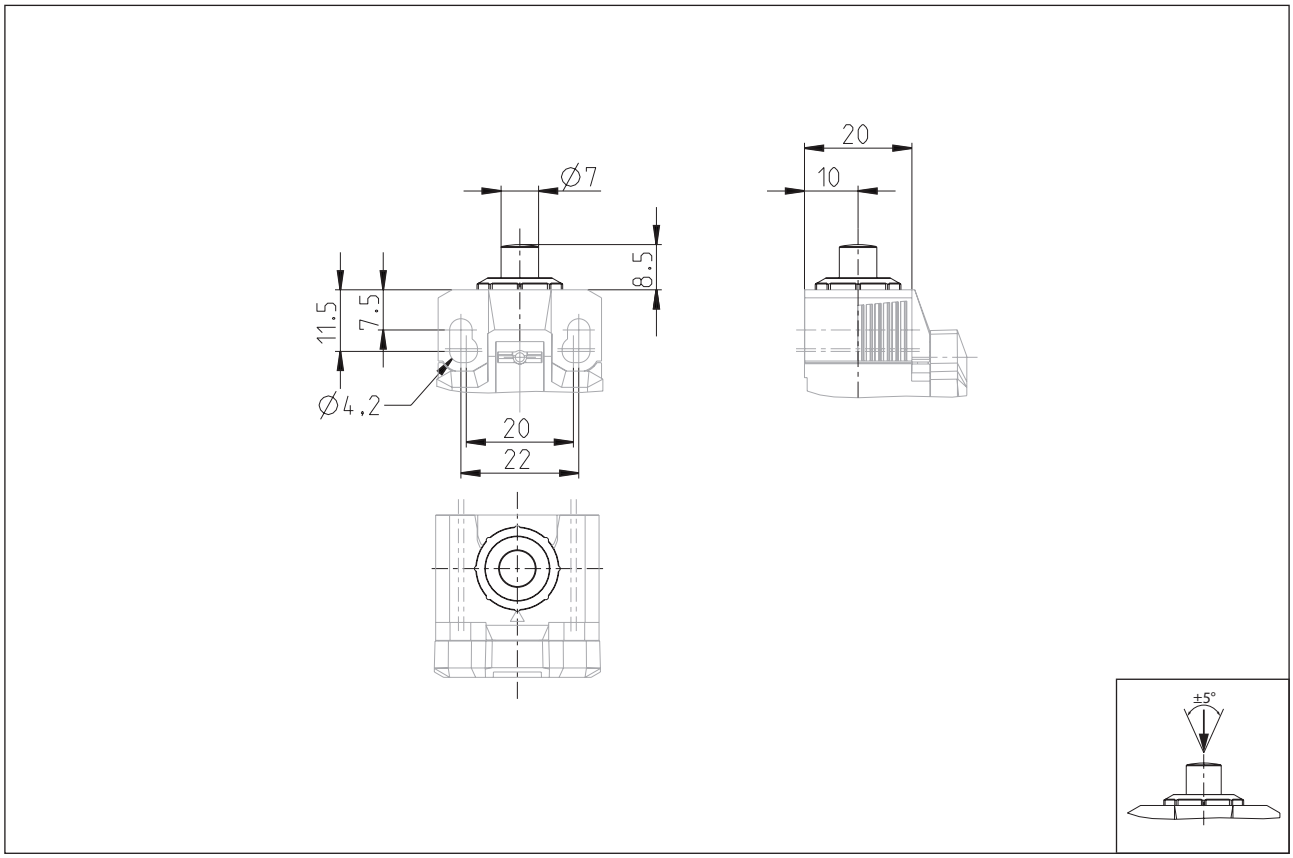

Switching symbol depending on the switching function used

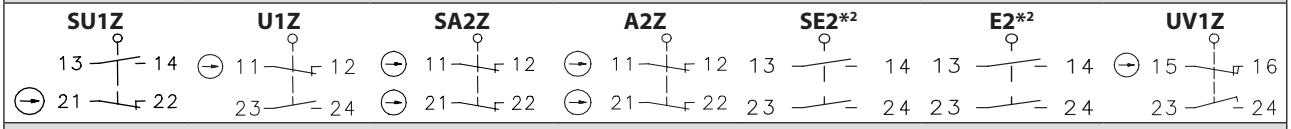

Operating diagram depending on the switching function used and the switch series

Operating diagram when using the actuator on an IN65...

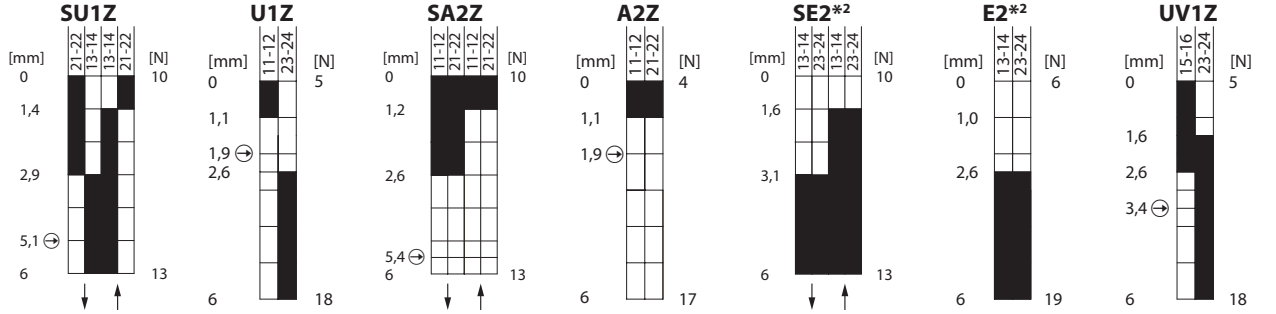

BERNSTEIN AG . Hans-Bernstein-Straße 1 . 32457 Porta Westfalica . www.bernstein.eu

Technical modifications and errors excepted.
The technical datasheet corresponds to the technical state as of 2023-02-02 and will not be removed in case of changes.

Operating diagram when using the actuator on an I81...

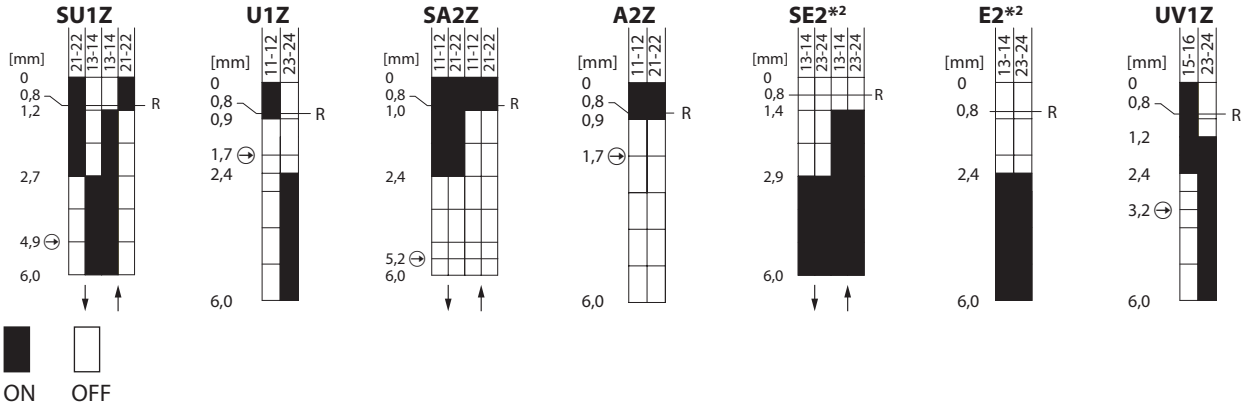

Tolerance:
Operating point ± 0,25 mm;
Direct opening action +0,25 mm
Operating force ± 10 %

Mechanical data		
Actuator		Plunger (Steel, nickel)
Operating temperature		-30 °C ... +75 °C
Storage temperature		-40 °C ... +80 °C
Protection type		IP66 / IP67 acc. EN 60529
Operating rate	V	0,06 m/min ≤ V ≤ 30 m/min
Switching frequency		≤ 100 / min.
Mechanical life		30 x 10^6 operating cycles *1
Mission time		≤20 years
Weight		≈ 0,007 kg
Installation position		operator definable

Actuation

The push bolt actuator is mainly intended to be actuated along its axis.

Notes

*1 The specification represents the maximum value for the respective individual component of the kit. The decisive mechanical life is determined for the completely assembled terminal device by the individual component with the lowest value.
*2 These switching functions have no safety function / direct opening action. The built-in switch is therefore not available as a single component, but is only available as factory assembled in a housing.

The degree of protection (IP code) specified applies solely in the mounted state.

Properties applies only to the fully assembled device.