

### Panels/nets mounted with enclosure profile

- Cut XCBL ..×44 and XCEP ..×5/10×44 to desired lengths: Drill holes for fastener yokes XCAF 44 and for assembly of the enclosure profiles (1).
- Mount XCFF 44×130 onto all vertical beams (2).
- Assemble the entire framework (3).
- Mount nets/panels with XCEP ..×5/10×44 onto the framework (4).
- Assemble the door framework and then the nets/panels. Premount the handle onto the XCEP ..×10×44 before assembling it onto the framework (5).
- Mount the hinge to the framework and then the door profile. Please note that it is necessary to mill away 5 mm from XCEP ..×10×44 before mounting the hinges (6).
- Finally, install the ball latch lock kit and security switch kit.



## Enclosure profile

Profile for enclosures
Aluminium, anodized
For mounting panels and nets to all standard profiles with a min. width of 44 mm
Mounting:
MF6S 6×16 (for 6 mm panels)
XCAN 6

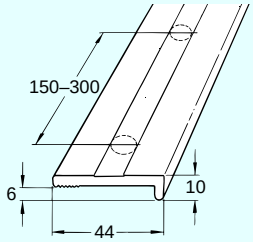


**XCEP 3×10×44** Edge profile, length 3 m
**XCEP L×10×44** Edge profile, length to order

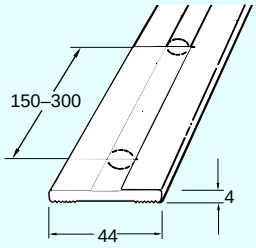


**XCEP 3×5×44** Inner profile, length 3 m
**XCEP L×5×44** Inner profile, length to order

## Profile for sliding door

Profile for sliding door
Aluminium, anodized
Mounting:
MLC6S 6×12
XCAN 6 (profile), or
MC6S 6×14
BRB 6,4×12 and
M6M 6 (angle bracket)

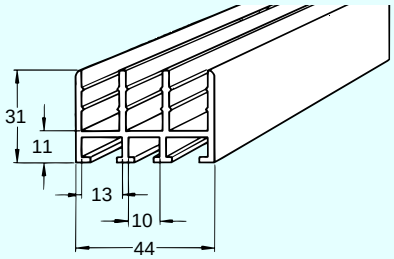


**XLFL 3** Length 3 m
**XLFL L** Length to order

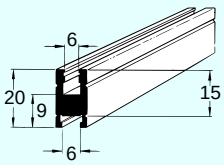


**XLFR 3** Slide strip for sliding doors
Length 3 m
Polyvinyl chloride

## Multiblock

**XCAM 14**

Multiblock, assembly
Including polyamide clamp and M6 square nut
Polyamide

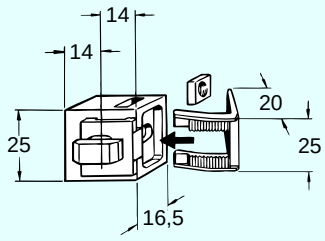


## Enclosure strips

**XCET 25**

Rubber strip for panels
Length 25 m
EPDM rubber, black

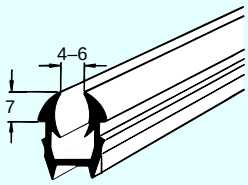


**XCET 3 A**

Rim strip
Length 3 m
Polyvinyl chloride, grey

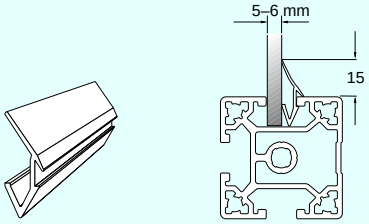


**XCET 3 C**

Net strip
Polyvinyl chloride, grey
Length 3 m

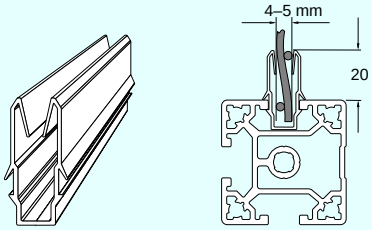


**XCET 3 D**

Sliding door profile
Length 3 m
Polyvinyl chloride, grey

New!

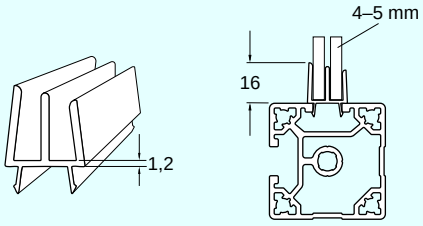

## Door accessories

**XCAH 50**

Hinge
Including rotatable guide lugs
Polyamide
Mounting:
MLC6S 6×12 (2)
XCAN 6 (2)

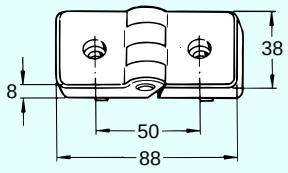


**XCAH 110 A**

Hinge kit
Including the necessary mounting hardware
Aluminium, anodized

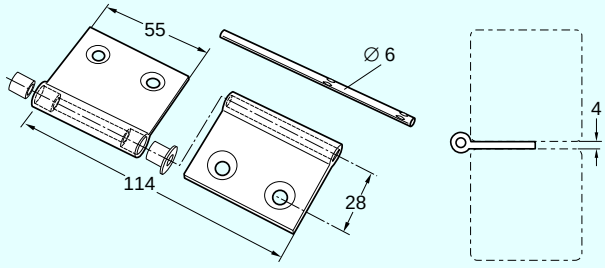


**XDEH 160**

Handle assembly
Including adapter plate for XC
Polyamide
Mounting:
MC6S 5×20 (2)
XCAN 5 (2)

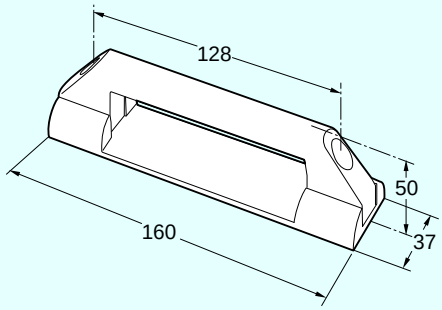


**XCEL 60 B**

Ball latch lock kit
Kit includes the necessary mounting hardware
Aluminium, anodized

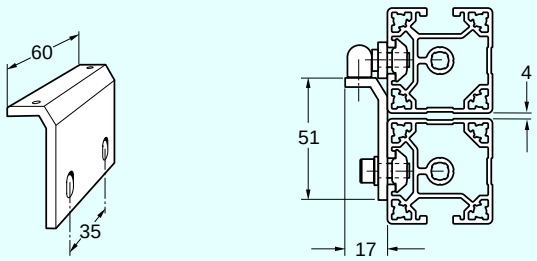


**XCEL 60 W**

Security switch kit
Kit includes the necessary mounting hardware
Aluminium, anodized
For security switch
Schmersal AZ 15/16-B1
Security switch is not included

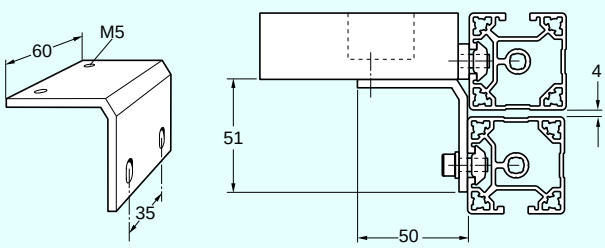

# Door accessories

**XCEL 60 BA**

Ball latch lock kit
Aluminium, anodized
Including ball latch and the necessary mounting hardware

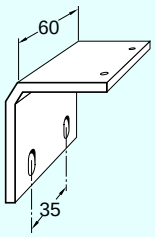


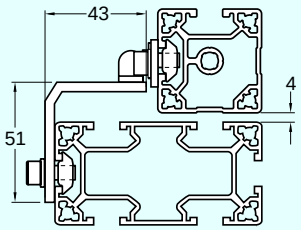


**XCEL 60 WA**

Security switch kit
Aluminium, anodized
Including the necessary mounting hardware
For security switch Schmersal AZ 15/16-B1
Security switch is not included

