ASCO JOUCOMATIC

MINI SPOOL VALVES

air operated

ØM5 - G 1/8 - G 1/4 tapped body
adjustable on joinable subbases

3/2-5/2-5/3
Series
519-520-521



GENERAL

FLUID	: Air or neutral gas, filtered, lubricated or not
PORTS	: M 5 - G 1/8 - G 1/4
ORIFICE Ø	: 2,5 - 4 - 6 mm
PRESSURE	: 0 to 8 bar (1,5 to 8 bar with differential return)
PILOT PRESSURE	: 1,5 to 8 bar
TEMPERATURE	: +5 °C, +50 °C
FLOW (Qv at 6 bar)	: see table below
FUNCTIONS	: 3/2 - 5/2 - 5/3
MOUNTING	**: individual or on joinable subbases**

CONSTRUCTION

Body in polyamide or light alloy, cover in acetal resin (POM)
Internal parts in stainless steel, light alloy and acetal resin (POM)
Sealings in nitrile (NBR)

1 = Pressure	12 = Return
2,4 = Outlets	14 = Pilot
3,5 = Exhausts	

D

SPECIFICATIONS

Functions	Symbols	Operators Pilot (14)	Operators Return (12)	Pipe size	Orifice size (mm)	Flow at 6 bar (l/min) ANR	Flow coef. KV	catalogue number
3/2	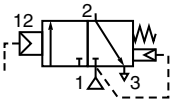 NF	Air	Differential	G 1/8	4	400	5,7	**52000376**
5/2	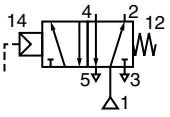	Air	Spring	G 1/8	4	400	5,7	**52000330**
	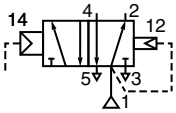	Air	Differential	M5	2,5	175	2,5	**51900077**
				G 1/8	4	600	8,5	**52000077**
				G 1/4	6	1050	15	**52100077**
	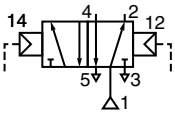	Air	Air	M5	2,5	175	2,5	**51900078**
				G 1/8	4	600	8,5	**52000078**
				G 1/4	6	1050	15	**52100078**
5/3	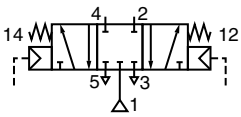	Pressure held **W 1** Air operated		G 1/8	4	600	8,5	**52000079**
				G 1/4	6	1050	15	**52100079**
	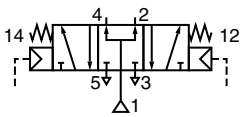	Pressure applied **W 2** Air operated		G 1/8	4	600	8,5	**52000142**
				G 1/4	6	1050	15	**52100142**
	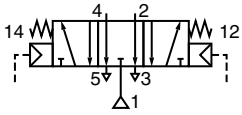	Pressure release **W 3** Air operated		G 1/8	4	600	8,5	**52000082**
				G 1/4	6	1050	15	**52100082**

ACCESSORIES

• Flange for ports 2 - 4 with instant fittings for flexible tube (for spool valves series 519 -520, see page P550-4 - E section)

SUBBASES : possible mounting on joinable subbases (see pages P550-6, P550-7 - E section)

00387GB-2007/R01
Availability, design and specifications are subject to change without notice. All rights reserved.

DIMENSIONS AND WEIGHTS

3/2

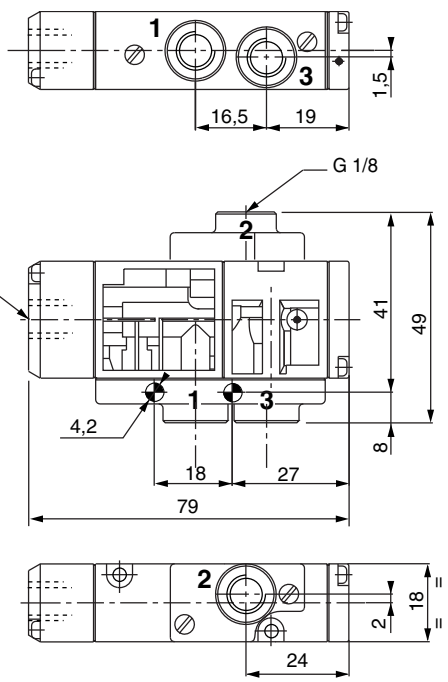

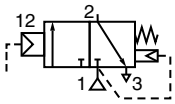

520 = 45 g

5/2

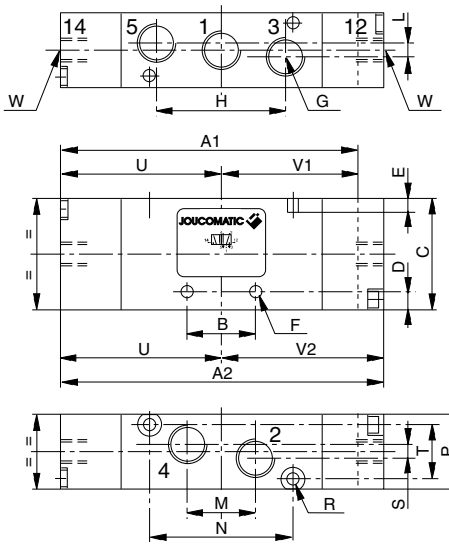

	Series	B	C	D	E	ØF	ØG	H	L	M	N	P	ØR	S	T	U	ØW
5/2	519	11	26	4	4	3,3	M5	21,6	-	11	19	15	2,7	6	11	30,5	M5
	520	15	27	6	3	3,3	G1/8	32,4	3	16,2	35	18	3,2	-	13	42,5	G1/8
	521	22	31	6,5	4	4,3	G1/4	44	4	22	50	22	4,2	4	16	50	G1/8

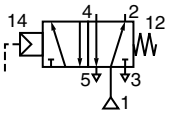

	Series	A1	V1
5/2	519	-	-
	520	85,3	42,8
	521	-	-

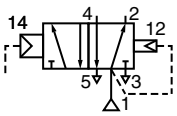

	Series	A1	V1
5/2	519	55,5	25
	520	76	33,5
	521	91,5	41,5

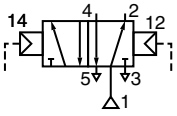

	Series	A2	V2
5/2	519	61	30,5
	520	85	42,5
	521	100	50

519	50 g
520	65 g
521	110 g

5/3

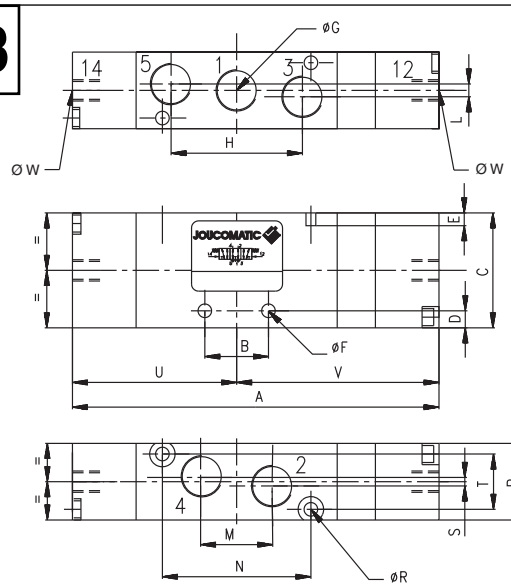

(W1)

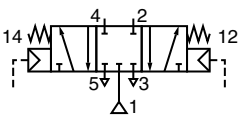

(W2)

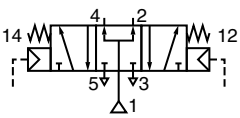

(W3)

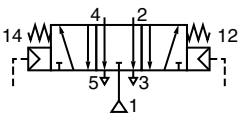

	Series	A	B	C	D	E	Ø F	Ø G	H	L	M	N	P	Ø R	S	T	U	V	Ø W
5/3	520	94	15	27	6	3	3,3	G1/8	32,4	3	16,2	35	18	3,2	-	13	42,5	51,5	G1/8
	521	109	22	31	6,5	4	4,3	G1/4	44	4	22	50	22	4,2	4	16	50	59	G1/8

520 = 75 g
521 = 120 g

00387GB-2007/R01
Availability, design and specifications are subject to change without notice. All rights reserved.