Switch fuses OS 20...63
Accessories, selection overview

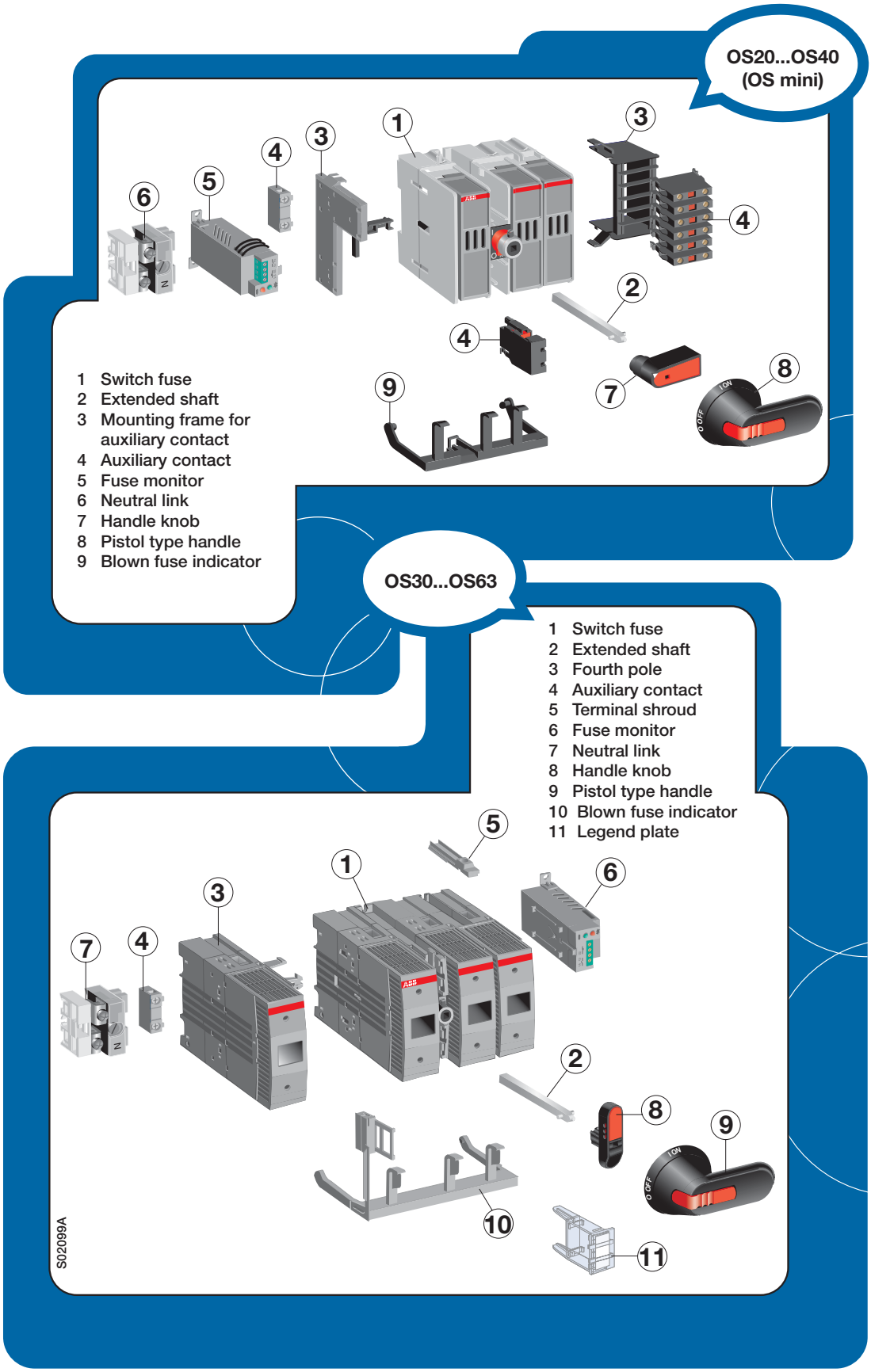

Switch fuses OS 100...400
Accessories, selection overview

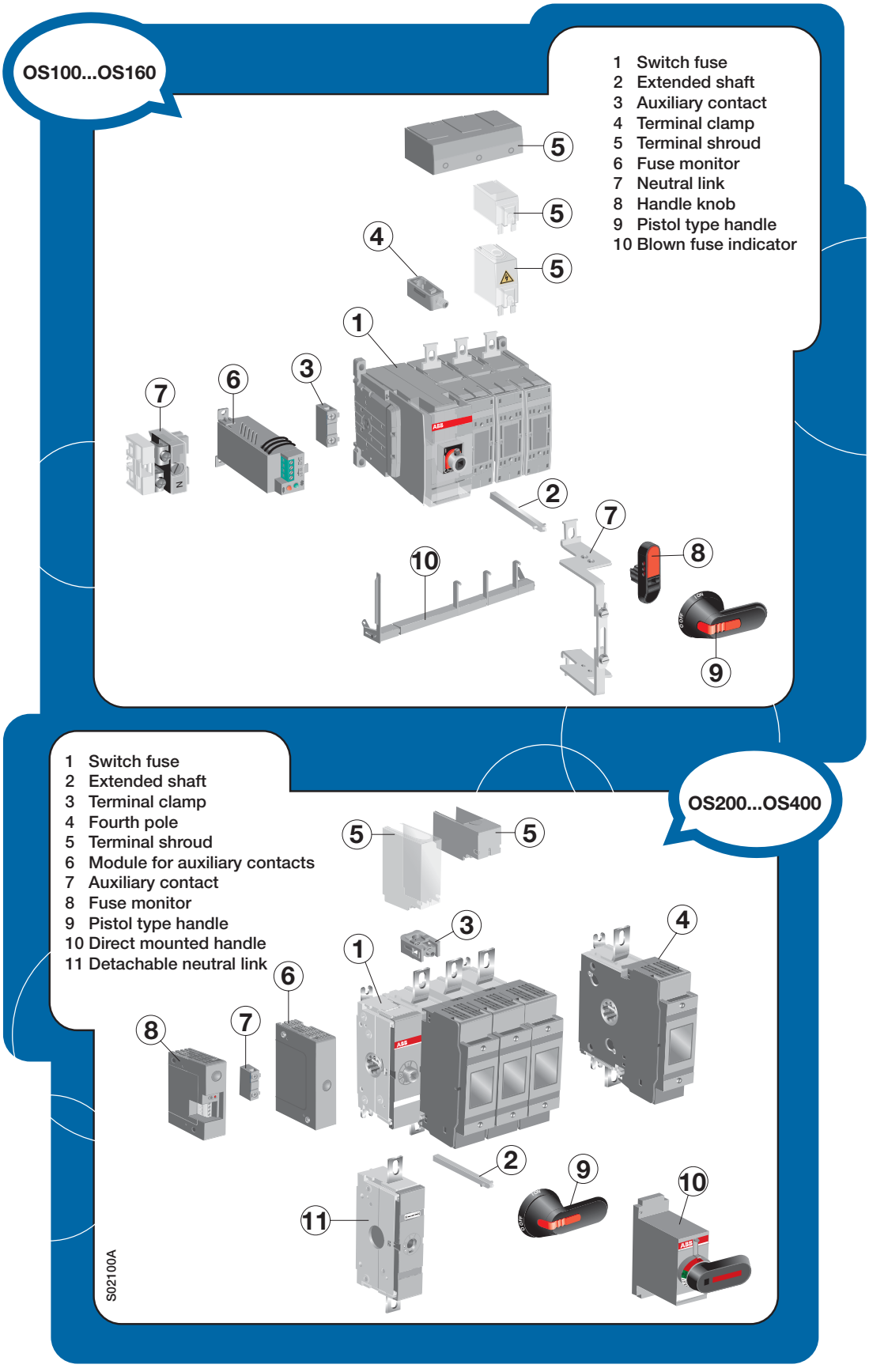





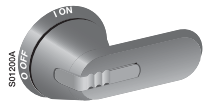

OH_65J_



OH_



YASDA 6 , 7, 8, 21

Optional handles, IP 65

For front operated switch fuses

Padlockable with 3 padlocks in the OFF-position, door interlock in the ON-position. Units/type = 1 pcs. Screw fixing from the back side of the handle, no screws on the front, ensures double protection.

Colour	Handle length [mm]	Type	Order number	Delivery batch [pcs]	Weight /unit [kg]
For shaft diameter 5 mm (for OS Mini). Plastic handles, black and red-yellow: I-O/ON-OFF, grey: I-O.					
Black	65	OHB65J5	1SCA022380R9070	100	0.12
Red-yellow	65	OHY65J5	1SCA022380R9230	100	0.12
Grey	65	OHG65J5	1SCA022380R9150	100	0.12
Plastic handles, black and red-yellow: Test/I-O/ON-OFF, grey: Test/I-O.					
Black	65	OHB65J5T	1SCA022382R9340	100	0.12
Red-yellow	65	OHY65J5T	1SCA022429R0940	100	0.12
Grey	65	OHG65J5T	1SCA022556R2070	100	0.12
For shaft diameter 6 mm (for OS30...250). Plastic handles, black and red-yellow: I-O/ON-OFF, grey: I-O.					
Black	65	OHB65J6	1SCA022380R9660	100	0.12
Red-Yellow	65	OHY65J6	1SCA022380R9820	100	0.12
Grey	65	OHG65J6	1SCA022380R9740	100	0.12
Plastic handles, black and red-yellow: Test/I-O/ON-OFF, grey: Test/I-O.					
Black	65	OHB65J6T	1SCA022399R8110	100	0.12
Red-Yellow	65	OHY65J6T	1SCA022456R9540	100	0.12
Grey	65	OHG65J6T	1SCA022456R9620	100	0.12
For shaft diameter 12 mm (for OS315...400 and OESA630...800). Plastic handles, black and red-yellow: I-O/ON-OFF, grey: I-O.					
Black	125	OHB125J12	1SCA022381R1560	1	0.16
Red-Yellow	125	OHY125J12	1SCA022381R1720	1	0.16
Grey	125	OHG125J12	1SCA022381R1640	1	0.16
Black	145	OHB145J12	1SCA022381R2110	1	0.17
Red-Yellow	145	OHY145J12	1SCA022381R2370	1	0.17
Grey	145	OHG145J12	1SCA022381R2290	1	0.17
Black	175	OHB175J12	1SCA022381R2450	1	0.18
Red-yellow	175	OHY175J12	1SCA022381R2700	1	0.18
Grey	175	OHG175J12	1SCA022381R2610	1	0.18
Black	275	OHB275J12	1SCA022381R2960	1	0.20
Red-yellow	275	OHY275J12	1SCA022381R3180	1	0.20
Grey	275	OHG275J12	1SCA022381R3000	1	0.20
Plastic handles, indication I - O - II, padlockable with 3 padlocks in the O- position, door interlock in the I- or II- positions.					
Black	145	OHB 145J12E011	1SCA022399R8530	1	0.17
Red-yellow	145	OHY 145J12E011	1SCA022460R7060	1	0.17
Grey	145	OHG 145J12E011	1SCA022460R7140	1	0.17
Black	175	OHB 175J12E011	1SCA022459R9700	1	0.18
Red-yellow	175	OHY 175J12E011	1SCA022461R1920	1	0.18
Grey	175	OHG 175J12E011	1SCA022461R2060	1	0.18
Metallic handles, padlockable with 3 padlocks in OFF-position, door interlock in the ON-position.					
Black 1-0	220	YASDA 7	1SCA022071R3010	1	0.70
Black ON-OFF	220	YASDA 8	1SCA022071R3270	1	0.70
Black I-0-II	220	YASDA 21	1SCA022098R9420	1	0.70
Black I-0-II	320	YASDA 6	1SCA022071R2890	1	0.80

- **Door interlocking in the ON-position means that the door cannot be opened, when the handle is in the ON-position. This can be defeated to allow authorized personnel access for inspection.**
- **Handles padlockable in all positions are available on request.**

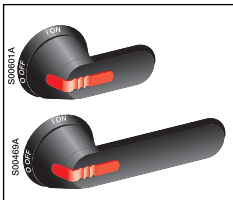

OH_



OETLZX 74

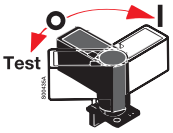

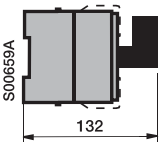

OHB 5



OHB 4



OSV_

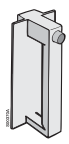

OFAE 504

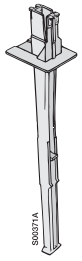

OFAE 505

Optional handles

For side operated switch fuses, IP 65

For mounting on the side of the enclosure. Padlockable with three padlocks in the OFF-position, door interlock in the ON-position, IP 65. The position indications are rotated 90°. If the handle is mounted on the front of the door, a standard handle can be used as well.

Colour	Handle length [mm]	Type	Order number	Units/ type [pcs]	Weight [kg]
For shaft diameter 5 mm (for OS Mini) Plastic handles, black and red-yellow: Test/I-O/ON-OFF, grey: Test/I-O.					
Black	65	OHB65J5TE00S	1SCA022382R9180	1	0.12
Red-yellow	65	OHY65J5TE00S	1SCA022556R8510	1	0.12
Grey	65	OHG65J5TE00S	1SCA022556R2150	1	0.12
For shaft diameter 6 mm (for OS30...250) Plastic handles, black and red-yellow: Test/I-O/ON-OFF, grey: Test/I-O.					
Black	65	OHB65J6TE001S	1SCA022532R2190	1	0.12
Red-yellow	65	OHY65J6TE001S	1SCA022532R2270	1	0.12
Grey	65	OHG65J6TE001S	1SCA022532R2350	1	0.12
For shaft diameter 12 mm (for OS315...400 and OESA630...800) Plastic handles, indication I-0 and ON-OFF.					
Black	145	OHB145J12E002S	1SCA022383R5400	1	0.17
Red-yellow	145	OHY145J12E002S	1SCA022383R5310	1	0.17
Grey	145	OHG145J12E002S	1SCA022461R0100	1	0.17
Metallic handles, padlockable with 3 padlocks in the OFF- position, door drilling Ø18 mm, includes the 12 mm square shaft.					
Black	145	OETLZX 74	1SCA022070R2660	1	0.76

Direct mounted handles

Plastic handles, panel board handle, can be padlocked in the O-position. Includes a special shaft. The handle can also be used with a standard shaft as padlocking device.

For front operated OS Mini

Indication I-O/ON-OFF/TEST
Handle padlockable with 2 padlocks in the O- and Test-positions when the door is open.
Max. bail dia 8 mm.

Black	OHB5	1SCA022192R9220	1	0.05

For side operated OS Mini and front operated OS 30...160

Padlockable with three padlocks in the O- position when the door is open. Max. bail dia 6 mm.

Black	OHB4	1SCA022439R4050	1	0.05

For front operated OS 200...400

Test OFF-ON/Test O-I indication
Padlockable with three padlocks in the OFF-position. Includes shaft and mechanism cover.

Suitable for switches	Colour	Type .	Order number	Units/ type [pcs]	Weight [kg]
OS200D...250D/B_K	Black	OSV250DK	1SCA022763R3510	1	0.16
	Yellow-red	OSVY250DK	1SCA022778R6500	1	0.16
OS200B_K	Black	OSV200BK	1SCA022779R7530	1	0.14
	Yellow-red	OSVY200BK	1SCA022779R7700	1	0.14
OS400D_K	Black	OSV400DK	1SCA022763R4230	1	0.34
	Yellow-red	OSVY400DK	1SCA022779R5590	1	0.34
OS315...400B_K	Black	OSV400BK	1SCA022763R3930	1	0.33
	Yellow-red	OSVY400BK	1SCA022779R5830	1	0.33

Fuse replacement handles

For DIN-fuse sizes	Description	Type	Order number	Units/ type [pcs]	Weight [kg]
000,00,1,2,3	Compact	OFAE 504	1SCA022007R6880	1	0.16
000,00,1,2,3	690 V	OFAE 505	1SCA022137R0770	1	0.80



OXP5X_

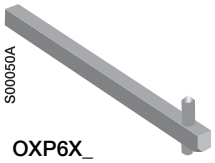

OXP6X_

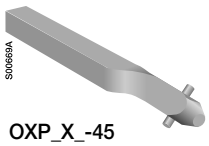

OXP_X_-45

Extended shafts

Units/type = 1 piece



Shaft length (mm)	Front operated H / mm	Side operated H / mm	Type	Order number	Delivery batch [pcs]	Weight /unit [kg]
For OS 16...35 (Mini) [2], shaft diameter 5 mm						
150	135...210	154...166	OXP5X150[3]	1SCA022376R7300	10	0.05
170	155...230	174...186	OXP5X170	1SCA022376R7480	10	0.05
265	380...460	269...281	OXP5X265	1SCA022376R7560	10	0.08
400	380...460	404...416	OXP5X400	1SCA022376R7640	10	0.12
150	135...210	154...166	OXP5X150-45[1]	1SCA022474R1970	10	0.05
170	155...230	174...186	OXP5X170-45[1]	1SCA022474R2270	10	0.05
265	380...460	269...281	OXP5X265-45[1]	1SCA022474R2010	10	0.08
400	380...460	404...416	OXP5X400-45[1]	1SCA022474R2190	10	0.12
For OS 40 (Mini) [2], shaft diameter 5 mm						
150	135...210	235...243	OXP5X150[3]	1SCA022376R7300	10	0.05
170	155...230	255...363	OXP5X170	1SCA022376R7480	10	0.05
265	250...325	352...360	OXP5X265	1SCA022376R7560	10	0.08
400	385...460	487...495	OXP5X400	1SCA022376R7640	10	0.12
150	135...210	235...243	OXP5X150-45[1]	1SCA022474R1970	10	0.05
170	155...230	255...363	OXP5X170-45[1]	1SCA022474R2270	10	0.05
265	250...325	352...360	OXP5X265-45[1]	1SCA022474R2010	10	0.08
400	385...460	487...495	OXP5X400-45[1]	1SCA022474R2190	10	0.12
For OS 30...63 [4], shaft diameter 6 mm						
150	130...249	210...272	OXP6X150	1SCA022295R5600	10	0.05
161	141...260	221...283	OXP6X161[3]	1SCA022067R1760	10	0.05
210	190...309	270...332	OXP6X210	1SCA022295R6080	10	0.06
290	270...389	350...412	OXP6X290	1SCA022042R6370	10	0.08
360	340...459	420...482	OXP6X360	1SCA022042R6530	10	0.10
430	410...529	490...552	OXP6X430	1SCA022056R6030	10	0.12
210	190...309	270...332	OXP6X210-45[1]	1SCA022294R4230	10	0.06
290	270...389	350...412	OXP6X290-45[1]	1SCA022304R4290	10	0.08
360	340...459	420...482	OXP6X360-45[1]	1SCA022341R4640	10	0.10
For OS 100...160 [4], shaft diameter 6 mm						
150	140...252	202,5...316	OXP6X150	1SCA022295R5600	10	0.05
161	140...263	202,5...327	OXP6X161[3]	1SCA022067R1760	10	0.05
210	189...312	206...376	OXP6X210	1SCA022295R6080	10	0.06
290	269...392	286...456	OXP6X290	1SCA022042R6370	10	0.08
360	339...462	345...515	OXP6X360	1SCA022042R6530	10	0.10
430	409...532	415...585	OXP6X430	1SCA022056R6030	10	0.12
210	189...312	206...376	OXP6X210-45[1]	1SCA022294R4230	10	0.06
290	269...392	286...456	OXP6X290-45[1]	1SCA022304R4290	10	0.08
360	339...462	345...515	OXP6X360-45[1]	1SCA022341R4640[1]	10	0.10
For OS 200...250 DIN-type, shaft diameter 6 mm						
161	160...205		OXP6X161	1SCA022067R1760	1	0.05
210	189...254		OXP6X210 [3]	1SCA022295R6080	1	0.06
290	269...334		OXP6X290	1SCA022042R6370	1	0.08
For OS 200...250 BS-type, shaft diameter 6 mm						
161	140…205		OXP6X161	1SCA022067R1760	1	0.05
210	189…254		OXP6X210 [3]	1SCA022295R6080	1	0.06
290	269…334		OXP6X290	1SCA022042R6370	1	0.08
For OS 315...400_P, shaft diameter 12 mm						
250	230…325		OXP12X250 [3]	1SCA022325R6980	1	0.30
280	260…355		OXP12X280	1SCA022137R5140	1	0.30
325	305…400		OXP12X325	1SCA022042R5810	1	0.36
395	375…470		OXP12X395	1SCA022042R5990	1	0.43
465	445…540		OXP12X465	1SCA022042R6020	1	0.51
535	515…610		OXP12X535	1SCA022042R6110	1	0.59

[1] The shaft position is rotated 45 degrees
[2] Side operated, 4-pole: add 36 mm
[3] Included as standard
[4] Side operated, 4-pole: OS 30...63: add 45 mm, OS 100...160: add 35 mm

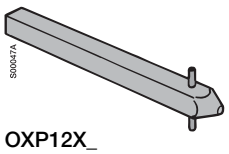

OXP12X_



OXP12X_-45

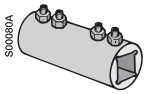

OETLZX 95

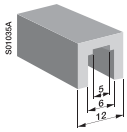

OETLZK 19
OETLZT 123

Extended shafts



Shaft length (mm)	Front operated H / mm	Type	Order number	Units/ type [pcs]	Weight [kg]
For OESA 630...800, shaft diameter 12 mm					
250	255...325	OXP12X250[2)]	1SCA022325R6980	1	0.30
280	285...355	OXP12X280	1SCA022137R5140	1	0.30
325	330...400	OXP12X325	1SCA022042R5810	1	0.40
395	400...470	OXP12X395	1SCA022042R5990	1	0.50
465	470...540	OXP12X465	1SCA022042R6020	1	0.60
535	540...610	OXP12X535	1SCA022042R6110	1	0.70
280	285...355	OXP12X280-45[1)]	1SCA022382R0800	1	0.30
325	330...400	OXP12X325-45[1)]	1SCA022304R4450	1	0.40

Shaft extension socket

For extending the shaft of combination attachment.

Suitable for shaft with diameter [mm]	Type	Order number	Units/ type [pcs]	Weight [kg]
12	OETLZX95	1SCA022083R5620	1	0.04

Adapters for extension socket

Adapters to place inside of OETLZX 95 to connect shafts of different sizes.

5/6	OETLZK19	1SCA022093R1850	1	0.02
8	OETLZT123	1SCA022164R8300	1	0.02

[1)] The shaft position is rotated 45 degrees
[2)] Included as standard

Auxiliary contacts
Ordering information

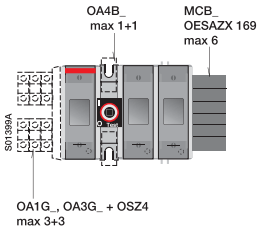

OS Mini

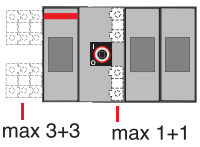

OS 30...60

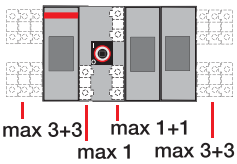

OS 100...200


OA_G



MCB_


OSZ 4

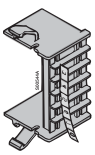
OESAZX 169

Auxiliary contacts

Description	Type	Order number	Units/type [pcs]	Weight [kg]
Auxiliary contacts for OS Mini				
Mounting to the switch mechanism, auxiliary/test contacts. Max. two change over contacts.				
Change over contacts				
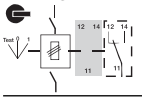 Handle position: Test / 0 / I; Main contacts: open / open / closed; Aux. / Test contacts N.O.: closed / open / closed	OA4B1C	1SCA022193R0150	1	0.03
Single pole contacts > 3 mm contact gap.				
1 NO 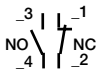	OA4B10	1SCA022276R9050	1	0.03
1 NC	OA4B01	1SCA022276R9210	1	0.03
Mounting on the side of the switch with aux.contact frame OESAZX 169.				
1NO 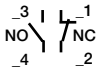	MCB-10	1SCA022150R5110	1	0.03
1NC	MCB-01	1SCA022150R5370	1	0.03

Auxiliary contacts for OS Mini and for OS 30...160

Snap-on mounting on the switch, IP20.
Early-break type. All NO contacts are provided with a positive opening feature. Units/type = 1 piece.

Description	Suitable for	Type	Order number	Delivery batch [pcs]	Weight /unit [kg]
1 NO 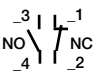	All	OA1G10	1SCA022353R4970	10	0.03
1 NC	All	OA3G01	1SCA022456R7410	10	0.03
1 NO	OS 30...63	OA5G10	1SCA022660R2760	10	0.03
1 NC	OS 30...63	OA6G01	1SCA022670R4500	10	0.03

For OS Mini:

Max. 6 auxiliary contacts mountable onto the left side with the mounting frame OSZ4.

For OS 30...63:

Max. 9 auxiliary contacts mountable onto the left side, of which 3 contacts can be used as test indication contacts. NO test indication contact is OA5G10 and NC test indication contact is OA6G10. No frames needed. Max. 2 auxiliary contacts mountable between the poles, which can be used as Test-contacts.

For OS 100...160:

Max. 6 auxiliary contacts per switch side mountable on to the side (OS100...160 B_: The left side is used for 3 Test-contacts and 3 Test-indication contacts). No frames needed. Max. 3 auxiliary contacts mountable between the poles, of which two contacts can be used as Test-contacts and one contact is used as Test -indication contact.

Function charts for OS 30...160

Between poles

Handle position	Main contacts	Aux. / Test contacts N.O.	Test indication[1] contact N.O.
Test	open	closed	closed
0	open	open	open
I	closed	closed	open

1) Only in types OS 100...160

Side of Switch

Handle position	Main contacts	Aux. / Test contacts N.O.	Test indication[2] contacts N.O.
Test	open	open	closed
0	open	open	open
I	closed	closed	open

2) In types OS 30...63 and OS 100...160B

Mounting frames for OS Mini

Frame for auxiliary contacts OA1G10 and OA3G01 and for fuse monitor. Max. 6 auxiliary contacts can be fitted.

	Type	Order number	Units/type [pcs]	Weight [kg]
Mounting on the left side of the switch	OSZ4	1SCA022530R0200	1	0.06
Frame for MCB-_ auxiliary contacts. Not suitable for side operated switches. Max. 6 auxiliary contacts can be fitted.				
Mounting on the right side of the switch	OESAZX169	1SCA022196R9360	1	0.06


OEA28



OA_G_

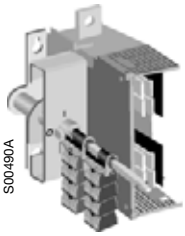

2 x OZXK 1...6



OESAZTE 200

Handle position	Main contacts	Standard auxiliary contacts OZXK_ N.O	Standard auxiliary contacts OZXK_ N.C	Test contacts OBEA_ N.O	Test contacts OBEA_ N.C
Test	0	0	I	I	0
0	0	0	I	0	I
I	I	I	0	I	0

Auxiliary contacts

Auxiliary contacts for OS 200...400

Mounting on the left side of the switch: Max. 8 auxiliary contact blocks with the OEA28 module.
Mounting under the mechanism cover: - OS200...250: Max 4 test contacts or 2 test contacts + 2 test indication contacts. - OS315...400: Max 4 test contacts and 4 test indication contacts.
The test contacts can be used as standard auxiliary contacts as well. Auxiliary contacts for 3 + N types only with the OEA28 module.

Suitable for switches	Description	Protection degree	Type	Order number	Units/ type [pcs]	Weight [kg]
OS200...400	1NO	IP20	OA1G10	1SCA022353R4970	1	0.03
	1NC	IP20	OA3G01	1SCA022456R7410	1	0.03
Module for auxiliary contacts						
Screw mounting to the left side of the switch			OEA28	1SCA022714R8810	1	0.04

Auxiliary contacts for OESA 630...800

OESA 630...800		1NO+1NC	OZXK1	1SCA022131R8690	1	0.09
OESA 630...800		2NO+2NC	OZXK2	1SCA022131R8850	1	0.12
OESA 630...800	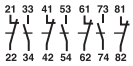	4NO+4NC	OZXK3[1]	1SCA022131R9070	1	0.17
OESA 630...800		2NO	OZXK4	1SCA022131R9230	1	0.09
OESA 630...800		4NO	OZXK5	1SCA022131R9400	1	0.12
OESA 630...800	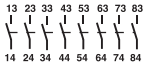	8NO	OZXK6[2]	1SCA022131R9660	1	0.17

Test adapter kit

Mounting on the top of the switch mechanism, the test handle type OHB 145J12T is not included.

Suitable for switches	Description		Type	Order number	Units/ type [pcs]	Weight [kg]
OESA 630...800			OESAZTE200	1SCA022584R9360	1	0.8
Test contact blocks for OESAZTE 200						
Mounting onto the test adapter kit (max 4 blocks).						
OESAZTE_ + OESA 630...800		1NO	OBEA10	1SCA022190R3000	1	0.05
OESAZTE_ + OESA 630...800		1NO	OBEA01	1SCA022190R3260	1	0.05
Auxiliary contact blocks for OESAZTE 200						
Mounting onto the test adapter kit (max 4 blocks).						
OESAZTE_ + OESA 630...800		1NO+1NC	OZXK 30	1SCA022642R5110	1	0.19

Performance data for auxiliary contacts according to IEC 60947-5-1

OA4B1C		OA4B10, OA4B01		MCB_		For OA1G_, OA3G_, OA5G_, OA6G_[3]					For OZXK_[4]			
AC15 Ue/Ie	DC12 Ue/Ie	AC15 Ue/Ie	DC12 Ue/Ie	AC15 Ue/Ie	DC13 Ue/Ie	Ue/[V]	AC15 Ie/[A]	Ue/[V]	DC12 Ie/[A]	DC13 Ie/[A]	AC12 Ue/[V]	AC12 Ie/[A]	DC12 Ue/[V]	DC12 Ie/[A]
250V/3A	24V/6A	250V/5A	24V/6A	120V/8A	125V/1.1	230	6	24	10	2	120	8	125	1.1
440V/2A	250V/0.1A	440V/2A	250V/0.1A	230V/6A		400	4	72	4	0.8	240	6	250	0.55
				400V/4A		415	4	125	2	0.55	400	4	440	0.31
				690V/2A		690	2	250	0.55	0.27	415	4	500	0.27
								440	0.1		480	3	600	0.2
											500	3		
											690	2		

[1] 8no + 8nc = 2 x OZXK 3
[2] 16no = 2 x OZXK 6
[3] Cable cross section 0.75...2 x 2.5 mm²
[4] Cable cross section 0.5...2 x 2.5 mm²

Fourth poles, neutral and earth terminals, solid links
Ordering information



OSP4_



OSP



OSZ1, 2

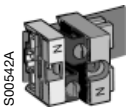

OESAZX 171



OSN_160_



OXN_

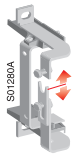

OESAZX 282, 283



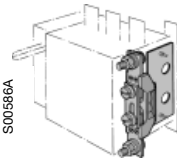

OESAZX 88



OESAZX_



OFAW 00



OESAZG 5, OESAZS36

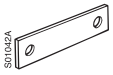

OESAZK 98, OESAZL 79

Fourth Poles

Snap-on mounting to the left side of the switch.

Suitable for 3-pole switches	Type	Order number	Units/ type [pcs]	Weight [kg]
Fusible 4. poles				
OS32D_, OS63D_	OSP4D	1SCA022472R7630	1	0.36
OS32B_, OS63B_	OSP4B	1SCA022472R7980	1	0.36
OS50F_	OSP4F14	1SCA022472R8280	1	0.36
OS63F_	OSP4F22	1SCA022472R8360	1	0.36
OS30C_, OS60C_	OSP4C	1SCA022472R8010	1	0.36
OS60J_	OSP4J	1SCA022472R8100	1	0.36
Switched 4. poles				
OS30_...OS63_	OSP4N	1SCA022472R7710	1	0.36
OS200B	OSP200B	1SCA022735R9180	1	1.20
OS200D	OSP200D	1SCA022735R8960	1	1.20
OS250B	OSP250B	1SCA022770R4030	1	1.20
OS250D	OSP250D	1SCA022735R9340	1	1.20
OS315B…400B	OSP400B	1SCA022770R3140	1	2.00
OS400D	OSP400D	1SCA022770R3220	1	2.00

Neutral links

Max. wire	H/W/D [mm]	Mounting holes	Type	Order number	Units/type [pcs]	Weight [kg]
For OS Mini and OS 32...63						
Detachable, mounting on the side of the switch, on the mounting plate or DIN-rail.						
16 mm² Cu	39/41/40	ø 4.2, distance 32	OESAZX171	1SCA022197R2580	1	0.15
For OS 30...160						
Detachable, mounting onto the base plate or DIN-rail.						
16 mm² Cu	39/41/40	ø 4.2, distance 32	OSZ1	1SCA022481R3710	1	0.06
35 mm² Cu	39/44/45	ø 4.2, distance 35	OSZ2	1SCA022481R3800	1	0.07
For OS 100...160						
Detachable, mounting on the top of the mechanism. N-terminal distance to L1-terminal = identical to phase-to-phase terminal distance. Terminal bolt kit included.						
Terminal width 15 mm			OSN 160	1SCA022560R2390	1	0.16
Terminal width 20 mm			OSN 160W	1SCA022561R0810	1	0.16
For OS 200...400						
Mounting with screws (included) onto either side of the switch or on the base plate.						
OS200...250			OXN250	1SCA022752R9950	1	0.40
OS315…400			OXN400	1SCA022770R3060	1	0.70

I_{th} [A]	Terminal size (WxD) [mm]; bolt size	Suitable for	Type	Order number	Units/ type [pcs]	Weight [kg]
For OESA 250...800						
Detachable, mounting on the top of the switch						
N-terminal distance to L1-terminal = identical to phase-to-phase terminal distance. Terminal bolt kit included.						
400	25x4; M10	OESA 400_3	OESAZX 282	1SCA022565R5320	1	0.53
800	30x5; M12	OESA 630...800_3	OESAZX 283	1SCA022565R5410	1	0.72
Detachable, mounting on the side of the switch						
800	25x4; M10	OESA 630...800 A	OESAZX 88	1SCA022083R2010	1	0.54
Mounting separately to the base plate						
250	12x3 ø 6,5		OESAZX 162	1SCA022193R0400	1	0.12
315	20x3 ø 9		OESAZX 164	1SCA022202R9520	1	0.10
400	25x4 ø 11		OESAZX 165	1SCA022202R9790	1	0.12
1000	40x5 M12		OESAZX 160	1SCA022186R3960	1	1.00

Solid links

Fuse type	Suitable for	Type	Order number	Units/ type [pcs]	Weight [kg}
A1	OS 20B... OS 32B 1	OESAZG98	1SCA022354R9650	1	0.01
DIN 000, 00	OS 32D... OS 160D 1	OFAW00	1SCA022003R9680	1	0.08
BS 88: A2...A3	OS 32B... OS 100B 1	OESAZG5	1SCA022057R1380	1	0.02
BS 88: A4	OS 125B...OS 160B 1	OESAZS36	1SCA022044R4600	1	0.02
	OESA 400 B	OESAZK98	1SCA022067R7370	1	0.24
	OESA 630 B, 800 B	OESAZL79	1SCA022067R7110	1	0.64
	OESA 250 D	OFAW1	1SCA022003R9760	1	0.15
	OESA 400 D	OFAW2	1SCA022003R9840	1	0.24
	OESA 630/800 D	OFAW3	1SCA022003R9920	1	0.28

Terminal shrouds
Ordering information


OSS 63G1


OSS 160G3_


OSS 160T1_


OSS_L


OSS_S

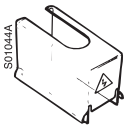
OESAZX 119


OESAZX 102

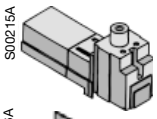

OZXB2K

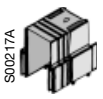
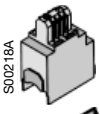

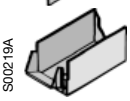
OZXB3K

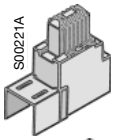
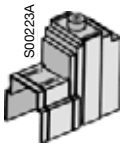
OZXB4K

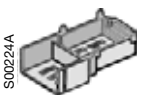
OZXB5K


OSZ 6

Terminal shrouds

Suitable for switches	Description (L/mm)	Type	Order number	Units/ type [pcs]	Weight [kg]
An optional **single pole shroud** is needed for maintaining IP20 rating for wire sizes <10 mm². One package is needed for full protection (3-pole switches). Snap-on fitting.					
OS 30...63		OSS63G1	1SCA022533R6730	6	0.02
Single pole terminal shroud, IP20. Snap-on fitting provided with knock-outs. For cable lug connections. Transparent.					
OS 100...160	67.5	OSS160T1	1SCA022502R8830	1	0.02
Three pole terminal shroud, IP20. Snap on fitting provided with knock-outs. Suitable for types ...03 or ...30. Grey.					
OS 100...160	34	OSS160G3	1SCA022556R1420	1	0.04
Single pole terminal shroud, IP20. Snap-on fitting provided with knock-outs. Low type. Transparent.					
OS 100...160	34	OSS160T1L	1SCA022556R1260	1	0.02
Single pole terminal shroud, snap-on mounting, grey plastic, IP 3X.Transparent shrouds available on request.					
OS 200	Long type	OSS200G1L/3	1SCA022731R8910	3	0.09
	Short type	OSS200G1S/3	1SCA022732R0130	3	0.06
	Long type	OSS200G1L/4	1SCA022731R9040	4	0.12
	Short type	OSS200G1S/4	1SCA022732R0050	4	0.08
OS 250	Long type	OSS250G1L/3	1SCA022731R9390	3	0.09
	Short type	OSS250G1S/3	1SCA022731R9550	3	0.06
	Long type	OSS250G1L/4	1SCA022731R9470	4	0.12
	Short type	OSS250G1S/4	1SCA022731R9630	4	0.08
OS 315...400	Long type	OSS400G1L/3	1SCA022776R6650	3	0.18
	Short type	OSS400G1S/3	1SCA022776R6900	3	0.10
	Long type	OSS400G1L/4	1SCA022776R6730	4	0.25
	Short type	OSS400G1S/4	1SCA022776R7030	4	0.15
Single pole terminal shroud, snap-on mounting, transparent					
OESA 200...400		OESAZX119	1SCA022103R2450	1	0.05
OESA 630...800		OESAZX102	1SCA022090R6740	1	0.09

Single pole terminal shroud for terminal clamps, snap-on mounting, transparent plastic, IP 2X.

Suitable for terminal clamps	Type	Order number	Units/ type [pcs]	Weight [kg]
OZXB2, 2L	OZXB2K	1SCA022264R0010	1	0.05
OZXB3, 4	OZXB3K	1SCA022264R0440	1	0.20
OZXB5, 6	OZXB4K	1SCA022199R2850	1	0.24
OZXB7, 7L	OZXB5K	1SCA022283R8040	1	0.13

Legend plate

Mounted into the mounting holes of the auxiliary contacts in the mechanism. Prevents access to live parts through the switch board door.

Suitable for switches	Type	Order number	Units/ type [pcs]	Weight [kg]
OS 30...63	OSZ6	1SCA022637R6220	2	0.002

Protection plug

Rubber plug that prevents touching of terminal screws when the fuse cover is removed. Order quantity minimum six pieces.

OS 30...63	OSS63B1	1SCA022645R8460	1	0.02


S00368A
OZXA 7


S01286A
OSZA 15


S00177A
OZXB 1L


OZXB 8, 9


S00179A
OZXB 2


S00182A
OZXB 2L, 7L


S00186A
OZXB 3, 5


S00188A
OZXB 4, 6

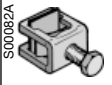
S00082A
OZXA 11


S00083A
OZXA 14

Connecting accessories

Suitable for switches	Cable cross section [mm²]	Type	Order number	Units/ type [pcs]	Weight [kg]
Terminal clamp set for Cu-cables, terminal width 15 mm					
OS100...160	1,5...10	OZXA16	1SCA022024R4340	6	0.08
	10...70	OZXA7	1SCA022052R2760	6	0.15
Terminal clamp sets for Al/Cu-cables, terminal width: 15 mm (OZXB 1), 20 mm (OZXB 2)					
OS100...160	10..70	OZXB1	1SCA022169R2030	3	0.11
	25...120	OZXB2	1SCA022119R7610	3	0.34
Connection kit between OS 100...160 and ABB type A 145...185 contactors The kit includes three tin coated adapter pieces, M8x30 screws and washers.					
Suitable for OS-types: -03, -04, -30, -13N1, -31N2.		OSZA15	1SCA022509R0120	1	0.17

Terminal clamp sets for Al- and Cu-cables

Suitable for switches	Cable cross section [mm²]	Suitable shroud	Type	Order number	Units/ type [pcs]	Weight [kg]
OS 200	10...70	OSS200_L	OZXB 1L	1SCA022169R2030	3	0.15
	10...70	OSS200_L	OZXB 1L/1	1SCA022194R0030	1	0.05
	25...120	OZXB2K	OZXB 2	1SCA022119R7610	3	0.34
	25...120	OZXB2K	OZXB 2/1	1SCA022194R0200	1	0.12
	25...120	OZXB2K	OZXB 2L	1SCA022158R7750	3	0.42
	25...120	OZXB2K	OZXB 2L/1	1SCA022194R0460	1	0.14
	95...185	OSS200_L	OZXB8	1SCA022744R1510	3	0.50
	95...185	OSS200_L	OZXB8/1	1SCA022744R1600	1	0.17
	95...240	OSS200_L	OZXB9	1SCA022750R3210	3	0.50
	95...240	OSS200_L	OZXB9/1	1SCA022750R3300	1	0.17
OS 250	25...120	OZXB2K	OZXB 2L	1SCA022158R7750	3	0.42
	25...120	OZXB2K	OZXB 2L/1	1SCA022194R0460	1	0.14
	95…185	OZXB3K	OZXB 3	1SCA022136R8100	3	1.30
	95…185	OZXB3K	OZXB 3/1	1SCA022194R0620	1	0.44
	2x(95…185)	OZXB3K	OZXB 4	1SCA022137R4760	3	1.70
	2x(95…185)	OZXB3K	OZXB 4/1	1SCA022194R0890	1	0.57
	120...300	OZXB4K	OZXB 5	1SCA022137R2470	3	2.30
	120...300	OZXB4K	OZXB 5/1	1SCA022194R1010	1	0.77
	120...240	OZXB5K	OZXB 7L	1SCA022185R7130	3	1.20
	120...240	OZXB5K	OZXB7L/1	1SCA022194R1600	1	0.40
	95...185	OSS250_L	OZXB8	1SCA022744R1510	3	0.50
	95...185	OSS250_L	OZXB8/1	1SCA022744R1600	1	0.17
	95...240	OSS250_L	OZXB9	1SCA022750R3210	3	0.50
	95...240	OSS250_L	OZXB9/1	1SCA022750R3300	1	0.17
OS315…400	25…120	OSS400_L	OZXB2L	1SCA022158R7750	3	0.42
	25…120	OSS400_L	OZXB2L/1	1SCA022194R0460	1	0.14
	95…185	OZXB3K	OZXB3	1SCA022136R8100	3	1.30
	95…185	OZXB3K	OZXB3/1	1SCA022194R0620	1	0.44
	2x(95…185)	OZXB3K	OZXB4	1SCA022137R4760	3	1.70
	2x(95…185)	OZXB3K	OZXB4/1	1SCA022194R0890	1	0.57
	120…300	OZXB4K	OZXB5	1SCA022137R2470	3	2.30
	120…300	OZXB4K	OZXB5/1	1SCA022194R1010	1	0.77
	2x(120…300)	OZXB4K	OZXB6	1SCA022137R4920	3	3.03
	2x(120…300)	OZXB4K	OZXB6/1	1SCA022194R1270	1	1.00
	120…240	OZXB5K	OZXB7	1SCA022185R0040	3	1.00
	120…240	OZXB5K	OZXB7/1	1SCA022194R1430	1	0.34
	95…185	OSS400_L	OZXB8	1SCA022744R1510	3	0.50
	95…185	OSS400_L	OZXB8/1	1SCA022744R1600	1	0.17
	95…240	OSS400_L	OZXB9	1SCA022750R3210	3	0.50
	95…240	OSS400_L	OZXB9/1	1SCA022750R3300	1	0.17
OESA 200...400	25...120		OZXB2L	1SCA022158R7750	3	0.42
OESA 200...800	70...185		OZXB3	1SCA022136R8100	3	1.30
	2x(95...185)		OZXB4	1SCA022137R4760	3	1.70
	120...300		OZXB5	1SCA022137R2470	3	2.30
Terminal clamp set for Cu-cables						
OESA 400	70...120		OZXA11	1SCA022025R6940	6	0.54
OESA 630...800	95...240		OZXA14	1SCA022008R7810	6	1.20

Fuse covers
Ordering information

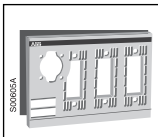

OESAZX 190, 192, 194, 196

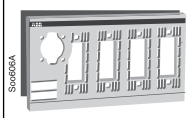

OESAZX 193, 195, 197



OESAZX 214, 215, 216



OESAZX 218, 219, 220

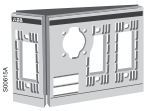

OESAZX 207, 209, 211



OESAZX 208, 210, 212



OESAZX 204

Fuse covers[1)]

Suitable for switches	Number of poles	Type	Order number	Units/ type [pcs]	Weight [kg]
OESA 315 BM, 400 DM, 400 BM	3	OESAZX192	1SCA022265R1130	1	0.18
	4	OESAZX193	1SCA022265R1300	1	0.22
	2	OESAZX214	1SCA022269R1780	1	0.14
	1	OESAZX218	1SCA022269R0710	1	0.10
OESA 630 D, 630 B	3	OESAZX194	1SCA022265R1560	1	0.28
	4	OESAZX195	1SCA022265R1720	1	0.34
	2	OESAZX215	1SCA022269R1940	1	0.22
	1	OESAZX219	1SCA022269R0970	1	0.15
OESA 630 DV_, 630 BV_	1+2	OESAZX209	1SCA022269R1860	1	0.28
	2+2	OESAZX210	1SCA022269R2080	1	0.34
	2+1	OESAZX245	1SCA022362R8360	1	0.28
OESA 800 D, 800 B	3	OESAZX196	1SCA022265R1990	1	0.30
	4	OESAZX197	1SCA022265R2110	1	0.36
	2	OESAZX216	1SCA022269R2160	1	0.24
	1	OESAZX220	1SCA022269R1190	1	0.17
OESA 800 DV, 800 BV_	1+2	OESAZX211	1SCA022269R2240	1	0.30
	2+2	OESAZX212	1SCA022269R2410	1	0.36
	2+1	OESAZX246	1SCA022362R8440	1	0.30

Fuse cover interlock kit

The interlock kit prevents the fuse cover from being opened when the switch fuse is in ON-position

Suitable for switches	Type	Order number	Units/ type [pcs]	Weight [kg]
OESA 400...800	OESAZX204	1SCA022265R3510	1	0.02

[1)] BS-type switches include a fuse cover as standard

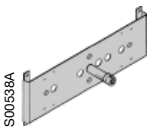

OW_5DS_


OESAZW2


OETLZW 9


OESAZW 1





OTZW25, OETLZW11 OETLZW 12





OTZW26 OETLZW13



OETLZW 3, 14, 15

Conversion kits for front operated combination switches

Suitable for switches	Remarks	Shaft distance [mm]	Type	Order number	Units/ type [pcs]	Weight [kg]
6 and 8-pole switch mechanism						
Parallel attachment for connecting 3- and 4-pole switches. The switches work simultaneously.						
6-pole switches						
OS Mini	Two 3-pole switches needed.		OWP5DS1	1SCA022190R9890	1	0.69
8-pole switches						
OS Mini	Two 4-pole switches needed.		OWP5DS2	1SCA022208R4200	1	0.69
The attachment levers are provided with holes, enabling different shaft distances. The combination switches can be mounted either horizontally or vertically.						
OS 30-250	Two 3- or 4-pole switches needed	45+(0-13)x15	OESAZW2	1SCA022078R1600	1	0.37
OS315-400, OESA 630-800	Two 3- or 4-pole switches needed	60+(0-19)x20	OETLZW9	1SCA022061R3300	1	1.1
Change-over switch mechanism						
Two switches connected with a mechanism operating into I-O-II positions.						
OS Mini	Two 3-pole switches needed		OWC5DSH1	1SCA022190R9620	1	1.0
OS Mini	Two 4-pole switches needed		OWC5DSH2	1SCA022208R4460	1	1.0
OS30-63	Two 3- or 4-pole switches needed	90+(0 - 10)x15	OESAZW1	1SCA022064R3710	1	0.78
OS100-250	Two 3- or 4-pole switches needed	210+(0 - 18)x20	OTZW25	1SCA022778R6920	1	2.8
OS315-400	Two 3- or 4-pole switches needed	210+(0 - 11)x20	OETLZW11	1SCA022078R0030	1	3.0
OESA630-800	Two 3- or 4-pole switches needed	210+(0 - 20)x20	OETLZW12	1SCA022078R0200	1	4.6
By-pass switch mechanism						
A combination of two switches in parallel with a third switch for change-over operation to pass- by, for example, a breaker for maintenance. The by-pass attachment can be used together with another combination attachment.						
OS100 - 250	Three 3- or 4-pole switches needed	Between 1 and 2: 210+(0 - 9)x20 Between 1 and 3: 250+(0 - 9)x20	OTZW26	1SCA022778R7060	1	3.3
OS315-400 OESA 630-800	Three 3- or 4-pole switches needed	Between 1 and 2: 210+(0 - 18)x20 Between 1 and 3: 250+(0 - 18)x20	OETLZW13	1SCA022078R0460	1	4.0
Mechanical interlock mechanism						
Prevents one switch from closing to ON -position, if the other is not in OFF - position.						
OS Mini	Two 3-pole switches needed		OWM5DS1	1SCA022191R0040	1	0.30
OS Mini	Two 4-pole switches needed		OWM5DS2	1SCA022208R4620		0.30
OESA630-800	Two 3- or 4-pole switches needed	250	OETLZW14	1SCA022077R3410	1	0.70
OESA630-800	Two 3- or 4-pole switches needed	300	OETLZW3	1SCA022049R0380	1	0.80
OESA630-800	Two 3- or 4-pole switches needed	500	OETLZW15	1SCA022081R9340	1	1.24

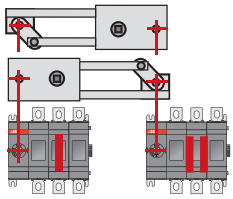

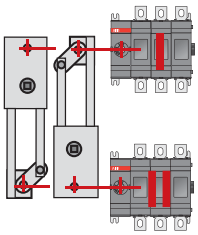

Change-over switches

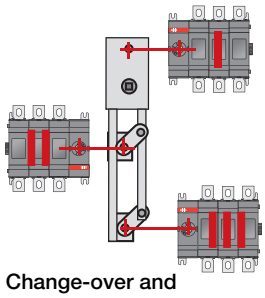

Change-over and by-pass switches

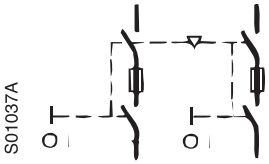

Mechanical interlock

The shafts and handles for conversion kits

Conversion kit type	To be ordered separately		Included in the conversion kit delivery		The standard handle or shaft of one of the combined switches can be used	
	Shaft	Handle	Shaft	Handle	Shaft	Handle
6 and 8-pole switches						
OWP5DS1	x	-	-	-	-	x
OWP5DS2	x	-	-	-	-	x
OESAZW2	-	-	x (2 pcs)	OHB145J12	-	-
OETLZW9	-	-	-	-	x	x
Change-over switches						
OWC5DSH1	x (length min. 170mm)	-	-	OHB65J5E011	-	-
OWC5DSH2	x (length min. 170mm)	-	-	OHB65J5E011	-	-
OESAZW1	-	-	x (2 pcs)	OHB80J6E011	-	-
OTZW25	-	-	x (2 pcs)	OHB95J12E011	-	-
OETLZW11	-	-	x (2 pcs)	OHB145J12E011	-	-
OETLZW12	-	-	x (2 pcs)	YASDA21	-	-
By-pass switches						
OTZW26	-	-	x (3 pcs)	OHB95J12E011	-	-
OETLZW13	-	-	x (3 pcs)	YASDA 6	-	-
Mechanical interlock						
OWM5DS1	x (2 pcs, length min. 170mm)	x (2 pcs)	-	-	-	-
OWM5DS2	x (2 pcs, length min. 170mm)	x (2 pcs)	-	-	-	-
OETLZW14	-	-	-	-	x	x
OETLZW3	-	-	-	-	x	x
OETLZW15	-	-	-	-	x	x

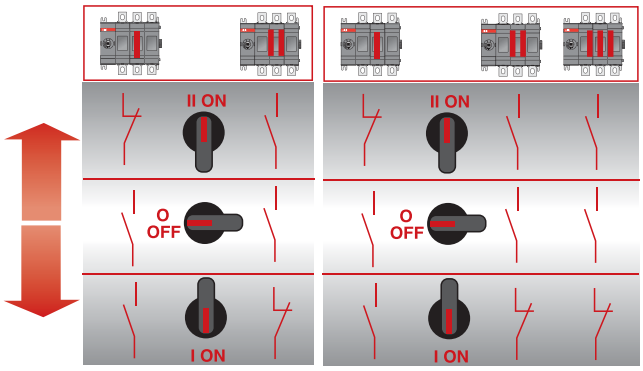

Change-over switches

By-pass switches

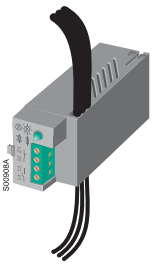

OFM_



OFS_



OFMZX2

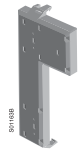

OSZ 4

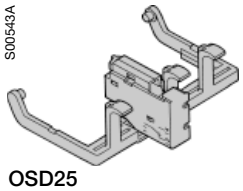

OSD25

Fuse monitor

- includes the auxiliary contacts 1NO + 1NC. Snap-on fitting onto the switch fuse. See brochure OFM20GB

Note: For OS Mini the frame for fuse monitor and auxiliary contacts type OSZ4 has to be ordered separately.

Rated voltage [Vac]	Type	Order Number	Units/ type [pcs]	Weight [kg]
100...260	OFM260	1SCA022459R8560	1	0.14
380...690	OFM690	1SCA022459R8480	1	0.14
Electronic fuse monitor, including 1NO + 1NC auxiliary contacts. Mounting onto the side of OS200-400 switch or the mechanism.				
100…260	OFS260	1SCA022716R0180	1	0.16
380…690	OFS690	1SCA022715R9920	1	0.16

Mounting accessories for fuse monitor.

Suitable for switches	Flat terminal size [mm]	Type	Order Number	Units/ type [pcs]	Weight [kg]
Crimp terminals					
OS_	2.8 - 0.8	OFMZX2	1SCA022475R9910	6	0.01
OESA 630...800	6.3 - 0.8	OFMZX4	1SCA022475R9750	6	0.02
Mounting frame - Mounting on the left side of the switch					
OS Mini		OSZ4	1SCA022530R0200	1	0.6

Blown fuse indicators (DPMM)

Striker type fuse is needed.

Suitable for switches	Type	Order Number	Units/ type [pcs]	Weight [kg]
OS Mini				
for 3-pole switches	OSD25P3	1SCA022192R9060	1	0.1
for 4-pole switches, fused neutral	OSD25P4	1SCA022196R9520	1	0.1
OS 50...63F				
for 3-pole switches	OSD63P3	1SCA022502R8590	1	0.1
for 4-pole switches, fused neutral	OSD63P4	1SCA022502R8670	1	0.1
OS 100...125F				
for 1...4-pole switches	OSD160P4	1SCA022502R8410	1	0.1
OESA 630				
Auxiliary contacts are included				
OESA 630 D3PL, _D4PL	OESAZX202	1SCA022265R3180	1	0.05
OESA 630 DF4PL	OESAZX203	1SCA022265R3340	1	0.05

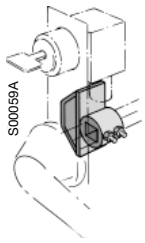

OETLZW 5

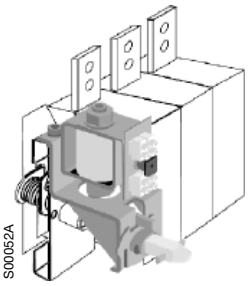

OETLZT 80_



OETLZT 80 A OETLZT 80 L

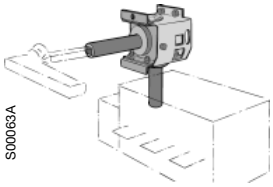

OETLZX 108

Cam attachment

for Castell, Lowe & Fletcher and Ronis interlock
Cam attachment for adopting the switches to the interlock system. The interlock is not included.

Suitable for switches	Type	Order number	Units/ type [pcs]	Weight [kg]
OS 200...250	OETLZW16	1SCA022095R2070	1	0.17
OESA 630...800, OS 315...400	OETLZW5	1SCA022052R3900	1	0.14

Electrical interlock

Closed circuit principle, for interlocking the switch movement. When the coil circuit is open, A-types can't be operated to ON-position and L-types to ON- or OFF-position.
U_n/R [Ω]: 110VAC/1000, 230VAC/3900, 24VDC/48, 48VDC/190, 60VDC/300, 110DVC/1000, 220VDC/3900
U=0.7...1.1*U_{n1}, P=15 W/DC and 30VA/AC

OESA 630...800	OETLZT80A / coil voltage		1	1.10
	OETLZT80L / coil voltage		1	1.10

90° angle kit

A normal switch can be changed into a side operated switch

Suitable for switches	Type	Order number	Units/ type [pcs]	Weight [kg]
OESA 630...800	OETLZX108	1SCA022087R8430	1	2.10

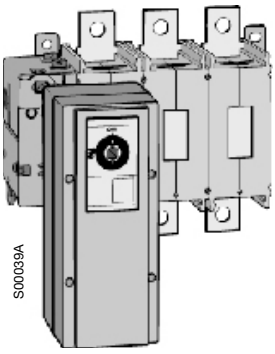

OEMO_

MOUNTING

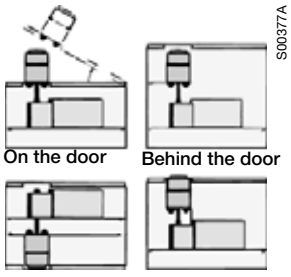

Motor operators

For remote control of the switch. The standard delivery includes complete control circuit; short cable and spare metallic handle YASDA 23.

Suitable for switches	Voltage	Type	Order number	Units/ type [pcs]	Weight [kg]
Function 1-0 (ON-OFF)					
OESA 630...800	24 VDC / AC	OEMO003/24VDC/AC	1SCA022172R9810	1	5.50
	48 VDC / AC	OEMO003/48VDC/AC	1SCA022173R0060	1	5.50
	110 VAC	OEMO003/110VAC	1SCA022173R0490	1	5.50
	110 VDC	OEMO003/110VDC	1SCA022344R6920	1	5.50
	220 VAC	OEMO003/220VAC	1SCA022173R0570	1	5.50
	220VDC	OEMO003/220VDC	1SCA022181R5810	1	5.50
	230 VAC	OEMO003/230VAC	1SCA022196R8800	1	5.50
	240 VAC	OEMO003/240VAC	1SCA022181R7420	1	5.50
Function I - 0 - II					
The change over mechanism has to be ordered separately					
OESA 630...800	24 VDC / AC	OEMO303/24VDC/AC[1)]	1SCA022173R2780	1	5.50
	48 VDC / AC	OEMO303/48VDC/AC[1)]	1SCA022173R2940	1	5.50
	110 VAC	OEMO303/110VAC[1)]	1SCA022173R3320	1	5.50
	220 VAC	OEMO303/220VAC[1)]	1SCA022173R3590	1	5.50
	240 VAC	OEMO303/240VAC[1)]	1SCA022181R8070	1	5.50

[1)] **The change over mechanism has to be ordered together with OEMO303_ .**