FILTER FAN PLUS – DC LINE

FPI/FPO 018 | up to 33 m³/h (92 x 92 mm)



- > New air-flap outlet technology for high airflow
- > Easy mounting
- > Protection type test/Environmental rating by independent testing institutes (VDE and UL)
- > Two systems for optimal airflow (FPI/FPO)
- > Standard enclosure cut-out sizes
- > One filter mat

Filter fans are used to provide an optimum climate in enclosures and cabinets with electrical/electronic components. The interior temperature of an enclosure can be reduced by channelling cooler filtered outside air into the enclosure thus expelling heated internal air. The resulting airflow prevents formation of localised hot pockets in installations and protects electronic components from overheating.

The Filter Fan Plus series uses a new air-flap outlet technology for the air outlet and thus reaches a high degree of airflow. A ratchet mechanism is used for mounting and provides high stability and tightness. Depending on the application there are two systems that are available – the FPI or FPO system. The FPI system is a standard installation with a filter fan in the lower part of the enclosure which ensures that fresh air is fed into the enclosure (airflow direction "In"). This system consists of a filter fan and exit filter. Whereas in the FPO system, the filter fan is located in the upper area of the enclosure to avoid heat buildups (airflow direction "Out"). The FPO system is composed of an intake filter and exit filter fan. The Filter Fan Plus series has been designed for indoor use.

SYSTEM FPI

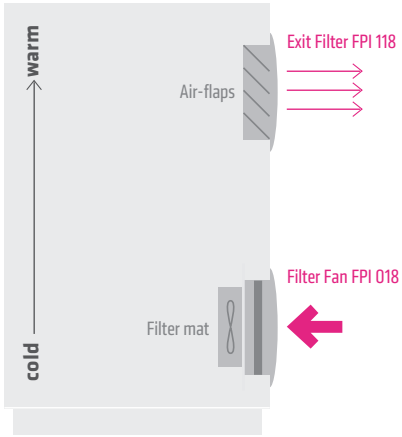

TECHNICAL DATA

Axial fan, ball bearing	service life L10 at +40 °C (+104 °F): min. 70,000 h plastic
Connection	2 stranded wires, 300 mm
Casing, hood, flaps	plastic according to UL94 V-0, light grey; UV light resistant according to UL746C (f1)
Enclosure cut-out	92 x 92^{+1} mm
Mounting frame	4 built-in ratchet braces for mounting (6 notches for wall thickness 1 – 4 mm). Additional use of screws possible if needed[1].
Filter mat	G3 acc. to DIN EN 779, average arrestance A_a 84 %
Filter material	synthetic fibre with progressive construction, temperature resistant to +100 °C, self-extinguishing class F1, moisture resistant to 100 % RH, reusable
Operating temperature	-20 to +70 °C (-4 to +158 °F)
Storage temperature	-40 to +70 °C (-40 to +158 °F)
Operating/Storage humidity	max. 90 % RH (non-condensing)
Protection type/Protection class	IP54 / II (double insulated)
Environmental rating UL/NEMA	UL TYPE 12 / NEMA 12
Approvals	VDE, UL File No. E234324, EAC
Note	other voltages on request

[1] Drilling marks for screw mounting are indicated on mounting frame.

AIRFLOW DIRECTION "IN": FILTER FAN FPI 018

Art. No.	Operating voltage	Air volume, free flow	Air volume with exit filter	Current consumption	Power consumption	Average noise level (DIN EN ISO 4871)	Depth in enclosure	Weight (approx.)	Filter mat
01870.2-30	DC 24 V	22 m³/h	16 m³/h	113 mA	2.7 W	49 dB (A)	59 mm	0.3 kg	G3
01870.1-30	DC 48 V	23 m³/h	17 m³/h	63 mA	3.0 W	51 dB (A)	59 mm	0.3 kg	G3

AIRFLOW DIRECTION "IN": EXIT FILTER FPI 118

Art. No.	Depth in enclosure	Weight (approx.)	Air outlet
11870.0-00	29 mm	0.2 kg	air-flap outlet technology

www.stego.de | www.stego.co.uk | www.stegonorden.se

30.11.2017 | Specifications are subject to change without notice. Errors and omissions excepted. Suitability of this product for its intended use and any associated risks must be determined by the end customer/buyer in its final application.

SYSTEM FPO

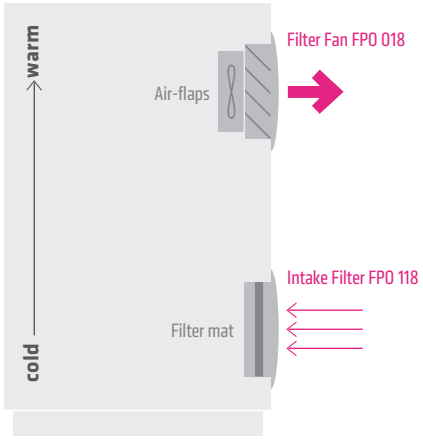

AIRFLOW DIRECTION "OUT": FILTER FAN FPO 018

Art. No.	Operating voltage	Air volume, free flow	Air volume with intake filter	Current consumption	Power consumption	Average noise level (DIN EN ISO 4871)	Depth in enclosure	Weight (approx.)	Air outlet
01880.2-00	DC 24 V	31 m^3/h	17 m^3/h	113 mA	2.7 W	48 dB (A)	66 mm	0.3 kg	air-flaps
01880.1-00	DC 48 V	33 m^3/h	18 m^3/h	63 mA	3.0 W	49 dB (A)	66 mm	0.3 kg	air-flaps

AIRFLOW DIRECTION "OUT": INTAKE FILTER FPO 118

Art. No.	Depth in enclosure	Weight (approx.)	Filter mat
11880.0-30	22 mm	0.2 kg	G3 acc. to DIN EN 779, average arrestance A_a 84 %

FILTER MAT FM 086

Filter class	84 x 84 mm	Average arrestance A_a	1 packing unit
G3 acc. to DIN EN 779	Art. No. 08633.0-00	84 %	5 pieces

TECHNICAL DRAWINGS

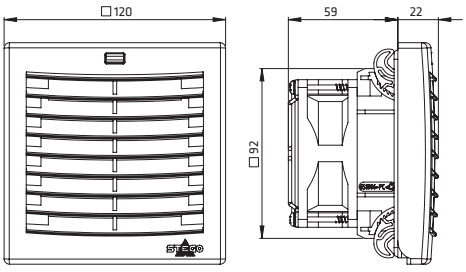

FPI 018

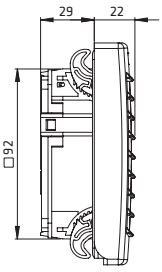

FPI 118

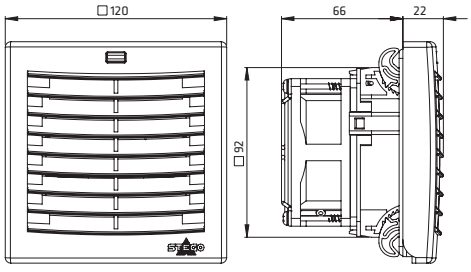

FPO 018

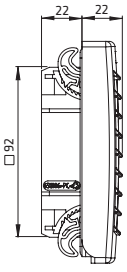

FPO 118

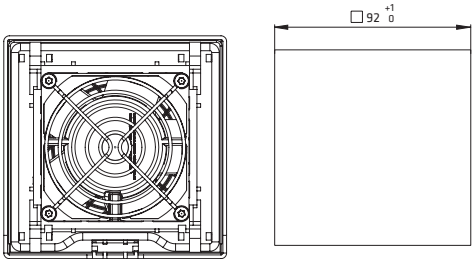

ENCLOSURE CUT-OUT

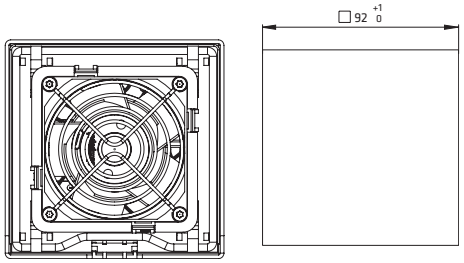

ENCLOSURE CUT-OUT

www.stego.de | www.stego.co.uk | www.stegonorden.se

30.11.2017 | Specifications are subject to change without notice. Errors and omissions excepted. Suitability of this product for its intended use and any associated risks must be determined by the end customer/buyer in its final application.