THE INFORMATION CONTAINED IN THIS DRAWING IS THE SOLE PROPERTY OF L-COM, INC. ANY REPRODUCTION IN PART OR WHOLE WITHOUT THE WRITTEN PERMISSION OF L-COM, INC. IS PROHIBITED.

RoHS Compliant ✔

REVISIONS			
REV	DESCRIPTION	DATE	APPROVED
A	INITIAL RELEASE	11/6/12	D.GRIFFIN

DESCRIPTION	MATERIAL	FINISH
BODY	BRASS	NICKEL PLATE
DIELECTRIC	TPFE	-
CENTER PIN	BRASS	GOLD PLATE
RETAINING RING	BRASS	-
GASKET	RUBBER	-
SHELL	BRASS	NICKEL PLATE
FERRULE	BRASS	NICKEL PLATE

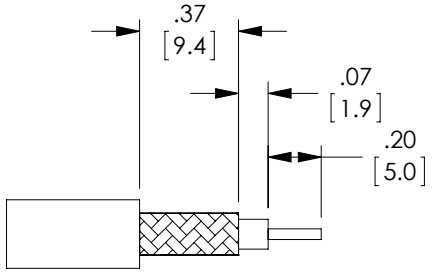

RECOMMENDED
CABLE STRIPPING

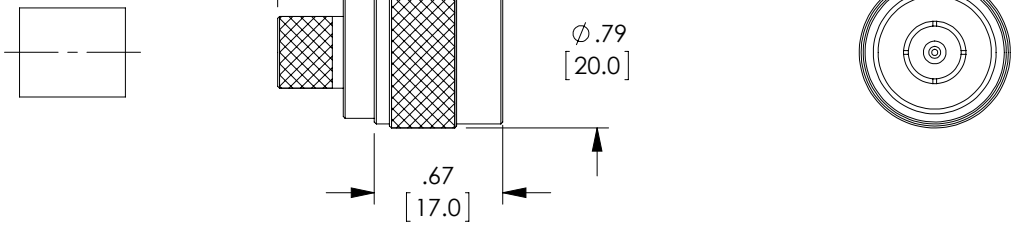

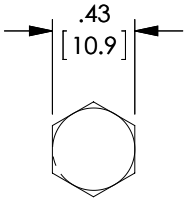

RECOMMENDED
FERRULE
CRIMP SIZE

NOTES:

ELECTRICAL:
IMPEDANCE: 50 OHMS
WITHSTAND VOLTAGE: 2500V
FREQUENCY RANGE: 0~6 GHz
VSWR: <1.50 @ 0~6 GHz
DURABILITY: > 500 CYCLE
CABLE RETENTION: > 40 POUNDS

MISCELLANEOUS:
COMPONENTS SHALL BE INDIVIDUALLY PACKAGED IN ACCORDANCE WITH L-COM SPECIFICATIONS PS-0031.

ALL DIMENSIONS ARE FOR REFERENCE ONLY.

NO SOLDERING REQUIRED FOR CENTER CONDUCTOR.

UNLESS OTHERWISE SPECIFIED,
DIMENSIONS ARE IN INCHES [mm]
OVERALL CABLE LENGTH TOLERANCE:
≤12 [305] = +1 [25] / -0
>12 [305] ≤60 [1524] = +2 [51] / -0
>60 [1524] ≤120 [3048] = +4 [102] / -0
>120 [3048] ≤300 [7620] = +6 [152] / -0
>300 [7620] = +5% / -0%
ALL OTHER DIMENSIONAL TOLERANCES:
.X = ± .2
.XX = ± .02
.XXX = ±.005
PROJECTION

APPROVALS	DATE
DRAWN BY D.FRISIELLO	11/5/12
CHECKED BY K.BURGNER	11/5/12
APPROVED BY P.PESA	11/5/12

CONFIGURATION DETAILS OF UNDIMENSIONED FEATURES MAY VARY

COLOR VARIATIONS MAY OCCUR

1AB01-050

L-COM Global Connectivity
45 BEECHWOOD DRIVE
NORTH ANDOVER, MA
01845

CATEGORY
COAXIAL

PRODUCT DESCRIPTION
TYPE N PLUG SOLDERLESS CRIMP LMR400

SIZE	FSCM NO.	DWG. NO.	REV.
A	43321	ANM-1420	A

SCALE: NONE | CAD FILE: ANM-1420.SLDDRW | SHEET 1 OF 1