Metalclad Plus™



range introduction

All MK products are made to stand up to the wear and tear of everyday use, but in some areas you need them to be even tougher. That's why the Metalclad Plus™ range of surface mounted accessories is ideal for factories, workshops, garages and sheds. Made from heavy gauge steel they're tough and impact resistant and they look good too. There is a wide selection of surface mounted products in the range including switchsockets with outboard rockers and light switches with wide rockers, both very useful when wearing gloves. An RCD protected socket is also available which is essential when operating power tools.

Echo™ is an innovative range of entirely wireless, batteryless and self powered switches, only available from MK Electric and in finishes to complement the Metalclad Plus range. Please see page 31 for details.

features and benefits

Tough and impact resistant

Metalclad Plus™ is ideal for factories, workshops, garages and sheds. White Metalclad is suitable for Schools and Sports Halls.

Comprehensive range

Suits all your needs where hard wearing performance is required.

Frontplates have smoothly chamfered edges

Fits flush with the backbox providing a neat finish.

Total safety

3-pin operated "child resistant shutter system", which is designed to inhibit access to the electricity supply, unless all 3 pins of a standard British 13 Amp plug are in position.

METALLIC POWDER PAINT
Finish is corrosion and scratch resistant

HIGHLY IMPACT RESISTANT

SPECIFICALLY DESIGNED BACK BOXES
Ensure neat and exact fit



DOUBLE POLE SWITCHING

BOXES AVAILABLE WITH OR WITHOUT KNOCKOUTS

3-PIN "CHILD RESISTANT SHUTTER SYSTEM"
Designed to inhibit access to the electricity supply, unless all 3 pins of a standard British 13A plug are in position

STYLISH CURVED DESIGN

Terminal screws are backed out and captive Terminals are upwards facing to make installation easier.

Funnel entrance to terminals enables positive cable connection.



Outboard rocker sockets are ideal for gloved hands.



Clear terminal markings for easy identification.



Switchsocket Outlets

13 AMP SURFACE


K2977ALM


K2977D6ALM


K2946ALM


K2946D6ALM

K2977ALM 5
1 GANG DP WITH DUAL EARTH TERMINALS

K2977D5ALM 1
1 GANG DP WITH DUAL EARTH TERMINALS WITHOUT BOX

K2977D6ALM 1
1 GANG DP WITH RED ROCKER AND DUAL EARTH TERMINALS

K2946ALM 5
2 GANG DP

K2946D5ALM 1
2 GANG DP WITHOUT BOX

K2946D6ALM 1
2 GANG DP WITH RED ROCKERS

Earth terminal fitted in boxes.
DIMENSIONS:
1 gang: 86 x 86 x 51mm
2 gang: 86 x 146 x 51mm
TERMINAL CAPACITY:
2 x 6 mm² stranded (max)
KNOCKOUTS: 1 gang: 6 x 20mm. Two in one side and one in each of the other three sides. One in base
2 gang: 8 x 20mm. Three in top two in bottom sides and one in each end. One in base
SPARE BOXES:
1 gang: K829ALM* K899ALM
2 gang: K830ALM* K897ALM
(*without side knockouts)
All boxes have a base knockout.
Boxes: BS 5733: 2010
Socket: BS 1363 Pt.2: 1995

WITH OUTBOARD ROCKERS 13 AMP SURFACE


K3077WHI


K3046WHI

K3077WHI 10
1 GANG DP WITHOUT BOX

K3046WHI 5
2 GANG DP WITHOUT BOX

High integrity earthing
One gang switchsockets, two gang outboard switchsockets and two gang unswitched sockets are fitted with two earth terminals to provide a double earth facility for use when installations require a high integrity protective connection as specified within BS 7671: 2008.

Double pole switching
All switchsockets have double pole switching (neutral makes first, breaks last).


K2945ALM


K2945D6ALM


K3045WHI

K2945ALM 5
2 GANG DP WITH OUTBOARD ROCKERS AND DUAL EARTH TERMINALS

K2945D5ALM 1
2 GANG DP WITH OUTBOARD ROCKERS AND DUAL EARTH TERMINALS WITHOUT BOX

K2945D6ALM 1
2 GANG DP WITH RED OUTBOARD ROCKERS AND DUAL EARTH TERMINALS

K3045WHI 5
2 GANG DP WITHOUT BOX WITH OUTBOARD ROCKERS AND DUAL EARTH TERMINALS

WITH NEONS 13 AMP SURFACE


K2477ALM


K2477D6ALM


K2446ALM


K2446D6ALM

K2477ALM 5
1 GANG DP WITH NEON AND DUAL EARTH TERMINALS

K2477D6ALM 1
1 GANG DP WITH NEON, RED ROCKER AND DUAL EARTH TERMINALS

K2446ALM 5
2 GANG DP WITH NEONS

K2446D6ALM 1
2 GANG DP WITH NEONS AND RED ROCKERS

13 AMP SOCKET 20 AMP SWITCH KEY OPERATED


K2435ALM


K5252ALM

K2435ALM 5
DP KEY OPERATED SOCKET

K5252ALM 5
20AX DP KEY OPERATED SWITCH

Earth terminal fitted in boxes.
DIMENSIONS:
1 gang: 86 x 86 x 51mm
2 gang: 86 x 146 x 51mm
TERMINAL CAPACITY:
1 x 6 mm² stranded (max)
KNOCKOUTS:
1 gang: 6 x 20mm.
Two in one side and one in each of the other three sides. One in base
2 gang: 8 x 20mm.
Three in top two in bottom sides and one in each end. One in base
SPARE BOXES:
1 gang: K829ALM* K899ALM
2 gang: K830ALM* K897ALM
(*without side knockouts) All boxes have a base knockout.

Boxes: BS 5733: 2010
Socket: BS 1363 Pt.2: 1995
Switch: BS EN 60669-1: 1999

ALL UNITS ARE SUPPLIED WITH BACKBOXES (EXCEPT WHI AND D5 PRODUCTS)

Socket Outlets

RCD PROTECTED 13 AMP SURFACE


K6102ALM


K6302ALM


K6211ALM


K6231ALM

K6102ALM 1
1 GANG
10mA ACTIVE CIRCUIT

K6302ALM 1
1 GANG
30mA ACTIVE CIRCUIT

K6305ALM 1
1 GANG
30mA PASSIVE CIRCUIT

K6211ALM 1
2 GANG
10mA ACTIVE CIRCUIT

K6231ALM 1
2 GANG
30mA ACTIVE CIRCUIT

K6233ALM 1
2 GANG
30mA PASSIVE CIRCUIT

It is important to ensure that the correct control circuit, active or passive, is selected for each application. See page 292 for definition.

Only suitable for supply voltage of 240V a.c., 50Hz.

DIMENSIONS: 86 x 147 x 54mm

KNOCKOUTS: 8 x 20mm.
Three in top side, two in bottom side, one in base and one in each end.

SPARE BOX
K897ALM

BS 7288: 1990

ROUND PIN SURFACE


K2871ALM


K2873ALM

K2871ALM 5
1 GANG
5A DP
SHUTTERED

K2873ALM 5
1 GANG
15A DP
SHUTTERED

Earth terminal fitted in boxes.

DIMENSIONS:
86 x 86 x 51mm

TERMINAL CAPACITY:
5 amp:
2 x 6mm² stranded (max)
15 amp
2 x 6mm² stranded (max)

KNOCKOUTS:
6 x 20mm.
Two in one side and one in each of other three sides. One in Base

Spare Boxes with and without knockouts are available.

All boxes have a base knockout.

BS 546: 1950

NON STANDARD 13 AMP SURFACE


K1247ALM


K1247D6ALM


K1248ALM


K1248D6ALM

K1247ALM 5
1 GANG DP WITH
CLEAN EARTH FACILITY

K1247D6ALM 1
1 GANG DP
WITH RED ROCKER AND
CLEAN EARTH FACILITY

K1248ALM 5
2 GANG DP WITH
CLEAN EARTH FACILITY

K1248D6ALM 1
2 GANG DP
WITH RED ROCKERS AND
CLEAN EARTH FACILITY

These products are provided with facilities for 'clean earth' connection and are suitable for non standard plugs with 'T' shaped earth pin.

Earth terminal fitted in boxes.

DIMENSIONS:
1 gang: 86 x 86 x 51mm
2 gang: 86 x 146 x 51mm

TERMINAL CAPACITY:
2 x 6mm² stranded (max)

KNOCKOUTS:
1 gang 6 x 20mm.
Two in one side and one in each of other three sides. One in base
2 gang 8 x 20mm.
Three in top, two in bottom sides and one in each end. One in base

Spare Boxes with and without knockouts are available.

All boxes have a base knockout

BS 1363 Pt.2: 1995 where relevant

13 AMP SURFACE


K848ALM


K850ALM

K848ALM 5
1 GANG

K850ALM 5
2 GANG
WITH DUAL EARTH
TERMINALS

K850ALM has two earth terminals providing a double earth facility when installations require a high integrity protective connection as specified within BS 7671: 2008.

DIMENSIONS:
1 gang 86 x 86 x 47mm
2 gang 86 x146 x 47mm

TERMINAL CAPACITY:
2 x 6mm² stranded (max)

KNOCKOUTS: 1 gang 6 x 20mm.
Two in one side and one in each of other three sides. One in base

2 gang 8 x 20mm.
Three in top, two in bottom sides and one in each end. One in base

Spare Boxes with and without knockouts are available.

All boxes have a base knockout

BS 1363 Pt.2: 1995

ROUND PIN SURFACE


K841ALM


K842ALM


K843ALM

K841ALM 5
1 GANG
2A
SHUTTERED

K842ALM 5
1 GANG
5A
SHUTTERED

K843ALM 5
1 GANG
15A
SHUTTERED

Earth terminal fitted in box.

DIMENSIONS:
86 x 86 x 47mm

TERMINAL CAPACITY:
2 amp:
3 x 2.5mm² (max)
5 amp:
2 x 6mm² stranded (max)
15 amp
2 x 6mm² stranded (max)

KNOCKOUTS:
6 x 20mm.
Two in one side and one in each of other three sides. One in base

Spare Boxes with and without knockouts are available.

All boxes have a base knockout.

BS 546: 1950

FEATURES AND BENEFITS



When servicing or repairing appliances fuse carriers on connection units can be padlocked for additional safety



A secret key-operated switch helps prevent unauthorised usage



An optional tamperproof screw on the fuse carrier is particularly useful for appliances in public areas



In-line terminals means that cables can be cut to the same length. White printing gives instant terminal identification



A simple but effective cord grip securely holds the cable in connection units



Backboxes come with or without side knockouts. All boxes have a central knockout in the base for added on-site flexibility

Socket Outlets

15 AMP
127V
SURFACE



K2271ALM



K2272ALM

K2271ALM 5
1 GANG
SHUTTERED
(NON UK)

K2272ALM 5
2 GANG
SHUTTERED
(NON UK)

Earth terminal fitted in box.

DIMENSIONS:
1 gang 86 x 86 x 47mm
2 gang 86 x146 x 47mm

KNOCKOUTS:
1 gang 6 x 20mm.
Two in one side and one in each of other three sides. One in base
2 gang 8 x 20mm.
Three in top, two in bottom sides and one in each end. One in base

Spare Boxes with and without knockouts are available.

All boxes have a base knockout.

SASO 2203: 2003

Connection Units

SWITCHED
FUSED
SURFACE



K963KOALM



K942ALM



K962ALM



K962D6ALM

K963KOALM 1
DP WITH SECRET KEY OPERATED SWITCH, NEON AND TAMPERPROOF FUSE CARRIER SCREW

K942ALM 10
DP SWITCHED

K942D5ALM 1
DP SWITCHED WITHOUT BOX

K942KOALM 1
DP SWITCHED WITH TAMPERPROOF FUSE CARRIER SCREW

K962ALM 10
DP SWITCHED WITH NEON

K962D6ALM 1
DP SWITCHED WITH NEON AND RED ROCKER

All connection units are fitted with a 13A fuse (to BS 1362.)

Earth terminal fitted in base of the box.

DIMENSIONS: 86 x 86 x 47mm

TERMINAL CAPACITY:
2 x 6mm² stranded (max)

KNOCKOUTS: 6 x 20mm.
Two in one side and one in each of other three sides, one in base.

Spare Boxes with and without knockouts are available.
All boxes have a base knockout.

BS 1363 Pt.4: 1995



K3042WHI



K3062WHI

K3042WHI 10
DP SWITCHED
WITHOUT BOX

K3062WHI 10
DP SWITCHED WITH NEON
WITHOUT BOX

Switches

UNSWITCHED
FUSED
SURFACE

10 AMP
SURFACE


K932ALM


K972ALM


K972D6ALM


K3072WHI


K954ALM


K983ALM


K989ALM


K986ALM


K3054WHI


K3086WHI


K3591ALM


K3592ALM


K3593ALM


K3091WHI


K3092WHI

K932ALM 10
DP SWITCHED
WITH FLEX OUTLET

K972ALM 10
DP SWITCHED
WITH FLEX OUTLET
AND NEON

K972D6ALM 5
DP SWITCHED
WITH FLEX OUTLET,
NEON AND
RED ROCKER

K3072WHI 10
DP SWITCHED
WITH FLEX OUTLET,
NEON
WITHOUT BOX

K954ALM 10
UNSWITCHED

K954KOALM 1
UNSWITCHED WITH TAMPERPROOF
FUSE CARRIER SCREW

K983ALM 5
UNSWITCHED WITH NEON

K989ALM 5
UNSWITCHED WITH FLEX OUTLET

K989D1ALM 5
UNSWITCHED WITH FLEX OUTLET
AND FITTED WITH 5 AMP FUSE

K986ALM 5
UNSWITCHED WITH FLEX OUTLET
AND NEON

All connection units are fitted with a 13A fuse (to BS 1362.)

Earth terminal fitted in base of the box.

DIMENSIONS:
86 x 86 x 47mm

TERMINAL CAPACITY:
2 x 6mm² stranded (max)

KNOCKOUTS:
6 x 20mm.
Two in one side and one in each of other three sides, one in base.

Spare Boxes with and without knockouts are available.
All boxes have a base knockout.

BS 1363 Pt.4: 1995

K3054WHI 10
UNSWITCHED
WITHOUT BOX

K3086WHI 10
UNSWITCHED WITH
FLEX OUTLET AND NEON
WITHOUT BOX

K3591ALM 5
1 GANG SP
TWO WAY

K3592ALM 5
2 GANG SP
TWO WAY

K3593ALM 5
3 GANG SP
TWO WAY

These switches do NOT have to be derated when used with fluorescent or inductive loads.

An earth terminal is fitted in each box.

DIMENSIONS:
86 x 86 x 47mm

TERMINAL CAPACITY:
1 x 6mm² (max)

KNOCKOUTS:
6 x 20mm.
Two in one side and one in each of other three sides, one in base.

Spare Boxes with and without knockouts are available.

All boxes have a base knockout.

BS EN 60669-1: 1999

K3091WHI 10
1 GANG SP
TWO WAY
WITHOUT BOX

K3092WHI 10
2 GANG SP
TWO WAY
WITHOUT BOX

Switches

10 AMP
WITH WIDE
ROCKERS
SURFACE


K3781ALM


K3782ALM

DP Switches

20 AMP
SURFACE


K5212ALM


K5232ALM


K3012WHI

32 AMP AND
50 AMP
SURFACE


K5240ALM


K5230ALM

Triple Pole

32 AMP AND
10 AMP
SURFACE


K5116ALM


K2857ALM


K4858WHI

Euro Data Frontplates


K181ALM


K182ALM


K184ALM

K3781ALM 5
1 GANG SP
TWO WAY
WITH WIDE ROCKER

K3782ALM 5
2 GANG SP
TWO WAY
WITH WIDE ROCKERS

These switches do NOT have to be derated when used with fluorescent or inductive loads.

An earth terminal is fitted in each box.

DIMENSIONS:
86 x 86 x 47mm

TERMINAL CAPACITY:
1 x 6mm² (max)

KNOCKOUTS:
6 x 20mm.
Two in one side and one in each of other three sides, one in base.

Spare Boxes with and without knockouts are available.

All boxes have a base knockout.

BS EN 60669-1: 1999

K5212ALM 5
DP SWITCH

K5232ALM 5
DP SWITCH
WITH NEON

K5242ALM 5
DP SWITCH
WITH FLEX OUTLET
AND NEON

K3012WHI 10
DP SWITCH
WITHOUT BOX

Earth terminal fitted in base of box.

DIMENSIONS:
86 x 86 x 47mm

TERMINAL CAPACITY:
1 x 6mm² (max)

KNOCKOUTS:
6 x 20mm.
Two in one side and one in each of other three sides, one in base.

Spare Boxes with and without knockouts are available.

All boxes have a base knockout.

BS EN 60669-1: 1999

DP Switches are not recommended for switching large banks of PCs

ALL UNITS ARE SUPPLIED WITH BACKBOXES (EXCEPT WHI AND D5 PRODUCTS)

K5240ALM 1
32A DP SWITCH
WITH NEON

K5230ALM 1
50A DP SWITCH
WITH NEON

Earth terminal fitted in base of box.

DIMENSIONS:
K5240: 86 x 86 x 65mm
K5230: 147 x 86 x 65mm

TERMINAL CAPACITY:
K5240: 1 x 10mm² (max)
K5230: 1 x 10mm² (max)

KNOCKOUTS:
K5240: 6 x 20mm. Two in one side and one in each of other three sides, one in base.
K5230: 4 x 20mm, 4 x 25mm

SPARE BOX:
K5240: K8901ALM
K5230: K8902ALM

All boxes have a base knockout.

BS EN 60669-1: 1999

K5116ALM 1
32A THREE POLE AND N SWITCH
WITH NEON AND
EARTH TERMINAL

K2857ALM 1
10A THREE POLE FAN ISOLATOR
WITH SWITCHLOCK
AND PADLOCK

K2859ALM 1
10A THREE POLE FAN ISOLATOR
WITHOUT SWITCHLOCK

K4858 10
SWITCHLOCK
FOR FAN ISOLATOR

K5116 : 440V max.
AC22, 12kW (16HP) & 415V, 3 phase
32A continuous duty.

Making capacity is 2000A peak

Lockable 'ON' or 'OFF' with MK padlock no K2000

K2857: For local isolation of fans with or without timers for repair or routine.

TERMINAL CAPACITY:
K5116: 1 x 16mm² Conductor
K2857: 1 x 6mm² Conductor

DIMENSIONS: 5116: 147 x 86 x 65
K2857: 86 x 86 x 47

KNOCKOUTS:
K5116: 4 x 20mm², 4 x 25mm²
K2857: 6 x 20mm²

SPARE BOXES: K25116: K8902ALM
K2857: K899ALM, K829ALM

BS EN 60947-3: 1999

K181ALM 10
1 GANG EURO FRONTPLATE
ONE MODULE
APERTURE SIZE 25 X 50MM

K182ALM 5
1 GANG EURO FRONTPLATE
TWO MODULE
APERTURE SIZE 50 X 50MM

K184ALM 5
2 GANG EURO FRONTPLATE
FOUR MODULE
APERTURE SIZE 100 X 50MM

MOUNTING BOXES:
Mounting Box is not supplied with frontplate

Suitable for flush boxes to BS 4662: 2006 and surface boxes to BS 5733: 2010
Refer to appropriate module for minimum box depth.

FIXING CENTRES:
1G; 60.3mm
2G; 120.6mm

STANDARDS
BS 5733: 2010 where applicable

Note: No grid required, modules just clip into place.

Euro Power Modules



K3182WHI



K3184WHI



K5830WHI



K5831WHI



K5832WHI



K5833WHI



K5834WHI



K5837WHI

Euro Datacom Modules

RJ11/12



K5887WHI



K5887BLK

RJ45 CAT 6



K5846WHI



K5846sBLK



K5864WHI

RJ45 CAT 5E



K5844WHI



K5845WHI



K5845BLK

K3182WHI 1
1 GANG EURO FRONTPLATE
TWO MODULE
APERTURE SIZE 50 X 50MM

K3184WHI 1
2 GANG EURO FRONTPLATE
FOUR MODULE
APERTURE SIZE 100 X 50MM

Mains operated products and extra low voltage modules must not be installed within the same frontplate. Refer to BS 7671: 2008 for details.

K5830WHI 10
K5830BLK 10
UK 1 GANG EURO 2 MODULE
13A 250V SHUTTERED

K5831WHI 10
K5831BLK 10
GERMAN 2P+E
16A 250V SHUTTERED
EURO 2 MODULE (NON UK)

K5832WHI 10
K5832BLK 10
AMERICAN 2P+E
15A 127V SHUTTERED
EURO 2 MODULE (NON UK)

K5830
MOUNTING BOX: 35mm
46mm (for extra wiring space)
DIMENSIONS: 50 x 50mm
BS 1363: Pt2: 1995

K5831
MOUNTING BOX: 46mm
DIMENSIONS: 50 x 50mm
IEC 60884-1: 2006

K5832
MOUNTING BOX: 35mm
46mm (for extra wiring space)
DIMENSIONS: 50 x 50mm
SASO 2203: 2003

K5833WHI 10
K5833BLK 10
UK 1 GANG EURO 2 MODULE
5A 250V SHUTTERED

K5834WHI 10
K5834BLK 10
FRENCH/BELGIAN 2P+E
16A 250V SHUTTERED
EURO 2 MODULE (NON UK)

K5837WHI 1
K5837BLK 1
USB CHARGING MODULE
EURO 2 MODULE

K5833
MOUNTING BOX: 35mm
46mm (for extra wiring space)
DIMENSIONS: 50 x 50mm
BS 546: 1950

K5834
MOUNTING BOX: 46mm
DIMENSIONS: 50 x 50mm
NF C61-341

K5837
MOUNTING BOX: 35mm
46mm (for extra wiring space)
DIMENSIONS: 50 x 50mm

Features 2 charging sockets each delivering 1A charging current at 5Vdc (total 2A max). Allows charging of portable devices via USB 2.0 type A plug.

IEC 60950-1
IEC 61000-6-1/3

K5887WHI 5
K5887BLK 5
RJ11/12
ONE MODULE 25 X 50MM

Suitable for both RJ11 and RJ12 jacks

RJ11; 4 wire
RJ12; 6 wire

MOUNTING BOXES:
Minimum box depth 25mm

FCC68
EN 41003

K5846WHI 5
K5846BLK 5
RJ45 CAT 6
ONE MODULE 25 X 50MM

K5846sWHI 5
K5846sBLK 5
RJ45 CAT 6 SCREENED
ONE MODULE 25 X 50MM

K5864WHI 5
RJ45 CAT 6 ANGLED
ONE MODULE 25 X 50MM

Cat 6 performance.

Suitable for both 568A and 568B wiring schemes.

MOUNTING BOXES:
Minimum Box Depth 35mm

ISO/IEC 11801
EN 50173
TIA 568
EN 41003

K5844WHI 5
RJ45 CAT 5E ANGLED
ONE MODULE 25 X 50MM

K5845WHI 5
K5845BLK 5
RJ45 CAT 5E
ONE MODULE 25 X 50MM

Enhanced Cat 5 performance. Suitable for both 568A and 568B wiring schemes.

Supplied with cable tie and cable anchors to secure wires in the connectors.

MOUNTING BOXES:
Minimum box depth 25mm standard

ISO/IEC 11801
EN 50173
TIA 568
EN 41003

FOR THE FULL RANGE OF EURO MODULES SEE LOGIC PLUS PAGES 54-57

Euro Datacom Modules

LJU6C Data Frontplates

LJU6C Datacom Modules

TELEPHONE


K5820WHI


K5821WHI


K5821BLK

K5820WHI 5
K5820BLK 5
TELEPHONE MASTER
ONE MODULE 25 X 50MM

K5821WHI 5
K5821BLK 5
TELEPHONE SECONDARY
ONE MODULE 25 X 50MM

MOUNTING BOXES:
Minimum depth 25mm

BS 6312 Pt 2

BNC


K5801WHI

K5801WHI 5
BNC 50Ω
ONE MODULE 25 X 50MM

50 Ohm crimp connector suitable for use with RG58, URM43, URM76 and Beldon 9907 type co-axial cables.

MOUNTING BOXES:
Minimum box depth 25mm

BLANKS


K180WHI


K188WHI


K188BLK


K186WHI


K186BLK

K180WHI 10
TWO MODULE
BLANK 50 X 50MM

K188WHI 10
K188BLK 10
ONE MODULE
BLANK 25 X 50MM

K186WHI 10
K186BLK 10
HALF MODULE
BLANK 12.5 X 50MM

MOUNTING BOXES:
Minimum depth 16mm

BS 5733: 2010 where applicable

FRONTPLATES


K172ALM

K172ALM 10
1 GANG TWIN
LJU6C FRONTPLATE
TWO MODULE
APERTURE SIZE 22 X 37MM

MOUNTING BOXES:
Suitable for flush boxes to BS 4662: 2006 and surface boxes to BS 5733: 2010

Refer to appropriate module for minimum box depth.

FIXING CENTRES:
1 gang: 60.3mm
2 gang: 120.6mm

BS 5733: 2010 where appropriate

Note: No grid required, modules just clip into place

RJ11/12


K5787WHI

K5787WHI 5
RJ11/12
ONE MODULE

Suitable for both RJ11 and RJ12 jacks.

RJ11: 4 wire
RJ12: 6 wire

MOUNTING BOXES:
Minimum box depth 25mm

FCC68
EN41003

RJ45 CAT 6


K5746WHI


K5746BLK


K5746sWHI


K5746sBLK

K5746WHI 5
K5746BLK 5
RJ45 CAT 6
ONE MODULE

K5746sWHI 5
K5746sBLK 5
RJ45 CAT 6
SCREENED
ONE MODULE

Cat 6 performance.

Suitable for both 568A and 568B wiring schemes.

MOUNTING BOXES:
Minimum Box Depth 35mm

ISO/IEC 11801
EN 50173
TIA 568
EN 41003

FOR THE FULL RANGE OF EURO MODULES SEE LOGIC PLUS PAGES 54-57

MK Modular Data System

RJ45 CAT 5E


K5745WHI


K5745BLK

K5745WHI 5
K5745BLK 5
RJ45 CAT 5E
ONE MODULE

Enhanced Cat 5 performance. Suitable for both 568A and 568B wiring schemes.

MOUNTING BOXES:
Minimum box depth 25mm

ISO/IEC 11801
EN 50173
TIA 568
EN 41003

BLANKS


K170WHI


K170BLK

K170WHI 10
K170BLK 10
ONE MODULE BLANK

MOUNTING BOXES:
Minimum box depth 16mm

BS 5733: 2010 where appropriate

FRONTPLATES


K291ALM


K292ALM


K293ALM


K294ALM

K291ALM 1
1 GANG
ONE MODULE

K292ALM 1
1 GANG
TWO MODULE

K293ALM 1
2 GANG
THREE MODULE

K294ALM 1
2 GANG
FOUR MODULE

BS 5733: 2010 where applicable

BOXES


K8891ALM


K8821ALM


K8892ALM


K8822ALM

K8891ALM 10
1 GANG 38mm BOX
6 x 20mm KNOCKOUTS

K8821ALM 10
1 GANG 38mm BOX
WITHOUT KNOCKOUTS

K8901ALM 5
1 GANG 46mm DEEP BOX
6 x 20mm KNOCKOUTS

K8892ALM 5
2 GANG 38mm BOX
8 x 20mm KNOCKOUTS

K8822ALM 5
2 GANG 38mm BOX
WITHOUT KNOCKOUTS

K8902ALM 5
2 GANG 46mm DEEP BOX
4 x 20mm AND 4 x 25mm
KNOCKOUTS

All boxes have a base knockout and feature self-levelling platforms to ensure that the mounting frame is always positioned correctly without the need for adjustment.

BS 5733: 2010 where applicable

MOUNTING FRAMES


K3701


K3702


K3703


K3704

K3701 10
1 GANG
ONE MODULE

K3702 10
1 GANG
TWO MODULE

K3703 10
2 GANG
THREE MODULE

K3704 10
2 GANG
FOUR MODULE

BS 5733: 2010 where applicable

DATA MODULES


K455 WHI


K452WHI


K457WHI


K458WHI


K290WHI

K455WHI 1
RJ45 CATEGORY 5e
DATA SOCKET ONE MODULE

K452WHI 1
TELEPHONE OUTLET
ONE MODULE MASTER

K457WHI 1
TELEPHONE OUTLET
ONE MODULE SECONDARY

K458WHI 1
RJ11 TELEPHONE/DATA
SOCKET ONE MODULE

K290WHI 1
BLANK ONE MODULE

Data/telecom modules are for use with Metalclad Plus frontplates only.

K455 is Category 5e compliant
IEC 11801
BS EN 50173
TIA/EIA 568A
BS 5733: 2010

K452 and K457
are approved under OFTEL approval No. NS/G/23/L/100005 for direct and indirect connections between a termination point of a public telecommunications system and any piece of approved telecommunications apparatus.

BS 6312 Pt.2 where applicable

Spare Boxes

Blank Plates

Grid Plus Frontplates


K829ALM


K830ALM


K899ALM


K899WHI


K897ALM


K897WHI


K3390ALM


K3390WHI


K3369ALM


K3369WHI


K3492ALM


K3494ALM


K3502ALM


K3491WHI


K3492WHI


K3493WHI


K3494WHI

K829ALM 5
1 GANG
WITHOUT KNOCKOUTS

K830ALM 5
2 GANG
WITHOUT KNOCKOUTS

K899ALM 10

K899WHI 10
1 GANG
6 X 20mm KNOCKOUTS

All boxes are fitted with a brass earth terminal and a base knockout.

DIMENSIONS:
1 gang: 86 x 86 x 38mm
2 gang: 86 x 147 x 38mm

These boxes are not suitable for mounting Grid Plus modules or modular data/telecom modules.

BS 5733: 2010

K897ALM 5

K897WHI 5
2 GANG
8 X 20mm KNOCKOUTS

K3390ALM 5
K3390WHI 5
1 GANG

K3369ALM 5
K3369WHI 5
2 GANG

DIMENSIONS:
K3390: 86 x 86mm
K3369: 86 x 147mm

FIXING CENTRES:
K3390: 60.3mm
K3369: 120.6mm

BS 5733: 2010

Blank plates supplied without backboxes.

K3491ALM 10
1 MODULE

K3492ALM 10
2 MODULE

K3493ALM 5
3 MODULE

K3494ALM 5
4 MODULE

K3496ALM 1
6 MODULE

K3498ALM 1
8 MODULE

K3499ALM 1
9 MODULE

K3502ALM 1
12 MODULE

K3508ALM 1
18 MODULE

K3514ALM 1
24 MODULE

DIMENSIONS:

1 & 2 module:	86 x 86mm
3 & 4 module:	86 x 146mm
6 & 8 module:	146 x 146mm
9 & 12 module:	146 x 206mm
18 module:	206 x 206mm
24 module:	206 x 266mm

BS 5733: 2010

See Grid Plus page 175 for a complete selection of switching modules.

K3491WHI 10
1 MODULE

K3492WHI 10
2 MODULE

K3493WHI 5
3 MODULE

K3494WHI 5
4 MODULE

Echo™ is an innovative range of entirely wireless, batteryless and self-powered switches, only available from MK Electric.

1 AND 2 CHANNEL TRANSMITTERS FOR Echo™






K3786ALM


K3786WHI


K3787ALM


K3787WHI

No wires offers the benefits of almost instant switch installation and total location flexibility, resulting in reduced costs and disruption as well as improved speed and ease of installation – invaluable for areas needing to rearrange space periodically, e.g. commercial offices, or those where the channelling of walls isn't permittable or feasible, such as historic buildings or glass partition walls.

Batteryless

No batteries means low maintenance and low running costs. No need to buy, fit, replace or dispose of batteries, eliminating nuisance and waste for a more sustainable option.

Self-powered

The new Echo™ range works by harvesting tiny amounts of ambient energy which power a switch (Transmitter) to send an RF signal to the Switch Receiver which is connected to the lighting circuit – operating lighting at ranges of up to 30 metres within typical buildings.

For more information on Echo™, please see the Echo™ section page 31

K3786ALM
K3786WHI 1 1
1 CHANNEL SWITCH TRANSMITTER FOR ECHO™

K3787ALM
K3787WHI 1 1
2 CHANNEL SWITCH TRANSMITTER FOR ECHO™

OPERATING FREQUENCY:
868.3 Mhz

IP RATING:
IP2 x D

DIMENSIONS:
86 x 86mm

BS EN 60669-1
BS EN 60669-2-1
ETSI EN 301 489-1 + -3
ETSI EN 300 220-3