Your Expert Partner for **Human Machine Interfaces**

# Actuator

Distribution by
Rs-online

14-
132.0252



https://rs-online.eao.com/component/14-132.02...

Your product:



# 14-132.0252
# Actuator

## FRONT

**Front form:** Round

## MOUNTING

**Mounting type:** Panel mounting

## OPERATING-/INDICATION PART

**Lens illumination:** Illuminated

## ELECTRICAL CHARACTERISTICS

**Switching voltage and switching current:**
250 VAC, 5 A (ohmic)
250 VAC, 3 A (Soldering terminal)
250 VAC, 2 A (inductive, cos(phi) = 0.7)
220 VDC, 0.1 A (inductive, L:R = 30 ms)
110 VDC, 0.2 A (inductive, L:R = 30 ms)
60 VDC, 0.7 A (inductive, L:R = 30 ms)
24 VDC, 2 A (inductive, L:R = 30 ms)

**Contacts:** 2 NC / 2 NO

**Rated Operational Voltage Ue:** 250 VAC/DC according to EN IEC 61058-1

**Switching rating:** 250 V @ 3 A

**Electrical lifetime:** 50 000 cycles of operation

**Electric strength:** 3000 VAC, 50 Hz, 1 min. between all terminals and earth, according to EN/IEC 61058-1

**Protection class:** II

**Standards:** According to EN/IEC 61058-1

**Thermal current Ith:** The maximum current in continuous operation and at ambient temperature not exceeding the quoted maximum values.
3 A

## MECHANICAL CHARACTERISTICS

| | |
|---|---|
| **Terminal:** | Soldering terminal |
| **Contact material:** | Gold |
| **Switching action:** | Momentary |
| **Switching system:** | Snap-action switching element |
| **Switching system:** | Self-cleaning, double-break snap action switching system, 1 normally closed and 1 normally open contact per element. |
| **Mechanical lifetime:** | 2 Mil. cycles of operation |
| **Operating force:** | 3 N ... 6 N, depending on the number of switching elements |
| **Operating Travel:** | 3 mm |
| **Tightening torque:** | Fixing nut max. 0.25 Nm |
| **Weight:** | 0.016 kg |

## AMBIENT CONDITION

| | |
|---|---|
| **IP front protection:** | IP67, according to DIN EN 60529 |
| **Operating temperature:** | – 25 °C ... + 55 °C, mounted as a block, make sure the heat can escape freely |
| **Storage temperature:** | – 40 °C ... + 85 °C |
| **Shock resistance:** | Max. 150 m / $s^2$, pulse width 11 ms, 3-axis, (semi-sinusoidal as per EN IEC 60068-2-27) |
| **Vibration resistance:** | Max. 100 m / $s^2$ from 10 Hz ... 500 Hz, (sinusoidal EN IEC 60068-2-6) |
| **Climate resistance:** | Standard condition, as per DIN EN 60068-2-78<br>Standard cyclic, as per DIN IEC 60068-2-30 |

## CERTIFICATE

| | |
|---|---|
| **Approbations:** | CB (IEC 61058-1), CQC, CSA, DNV, EAC, ENEC (EN 61058-1), UL, VDE |
| **Conformities:** | CE, UKCA, 2011 / 65 / EC (RoHS), 2014 / 35 / EU (LVD) |
| **REACH:** | REACH compliant |
| **RoHS:** | RoHS compliant |

## OTHER

| | |
|---|---|
| **Short Description:** | Actuator, Illuminated, Round, 2 NC / 2 NO, Momentary, Soldering terminal, IP67, according to DIN EN 60529 |
| **Housing colour:** | Black |

**max. number of switching elements:** 4

**Wiring diagrams:**

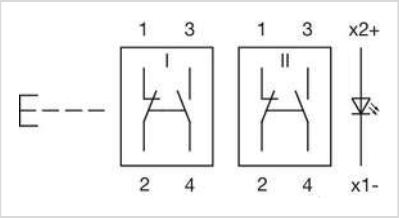


**Mounting cut-outs:**

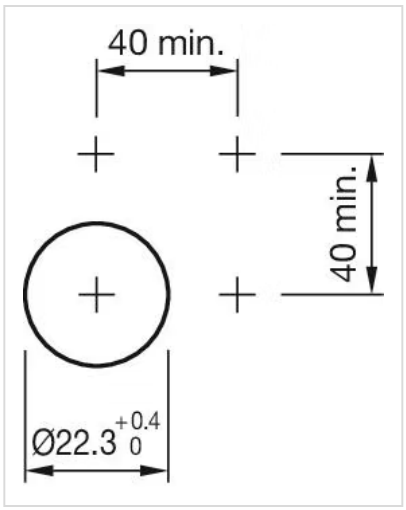
40 min.
40 min.
Ø22.3 +0.4 0

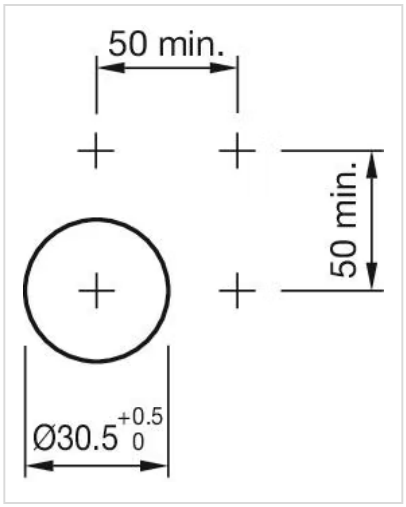
50 min.
50 min.
Ø30.5 +0.5 0

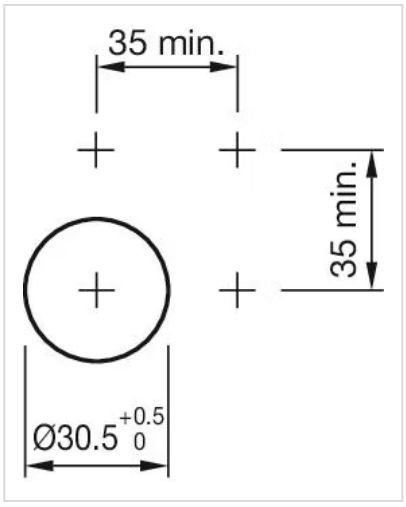
35 min.
35 min.
Ø30.5 +0.5 0

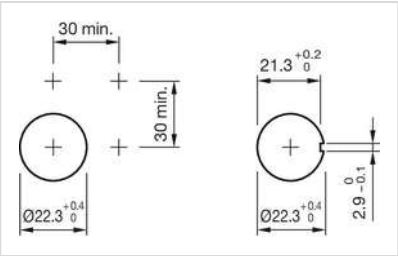


**Dimension drawings:**

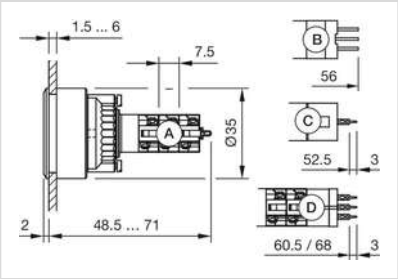


A = Solder terminal
B = Plug-in terminal 2.8 x 0.5 mm
C = Universal terminal 2.0 mm x 0.5 mm
Universal-Solder terminal

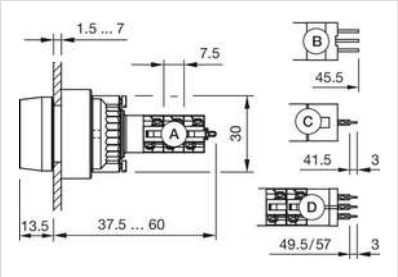


A = Solder terminal
B = Plug-in terminal 2.8 x 0.5 mm
C = Universal terminal 2.0 mm x 0.5 mm
D = Universal-Solder terminal

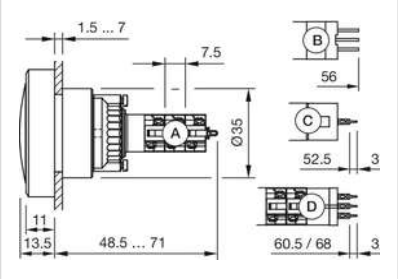


A = Solder terminal
B = Plug-in terminal 2.8 x 0.5 mm
C = Universal terminal 2.0 mm x 0.5 mm
D = Universal-Solder terminal

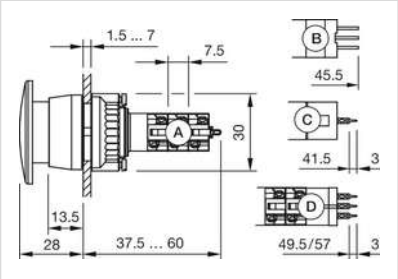


A = Solder terminal
B = Plug-in terminal 2.8 x 0.5 mm
C = Universal terminal 2.0 mm x 0.5 mm
D = Universal-Solder terminal

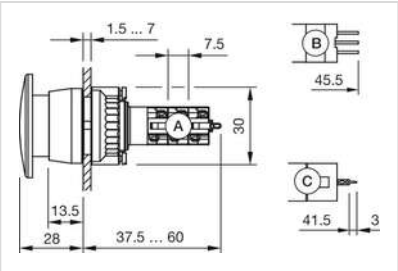


A = Solder terminal
B = Plug-in terminal 2.8 x 0.5 mm
C = Universal terminal 2.0 mm x 0.5 mm