Illuminated Navimec™

Technical Data

- through-hole or SMD
- 50mA/24VDC
- single pole/momentary
- 10.000.000 operations life time
- IP67 sealing
- temperature range:
  LED: -30/+85°C



Dimensions 1ZB (through-hole)

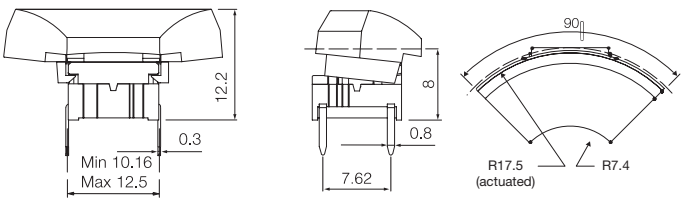

Top View

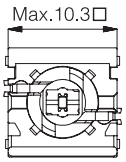

PCB layout and Circuit Diagram

1 LED

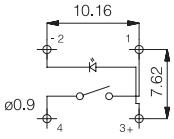

2 LEDS

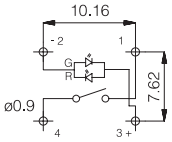

Dimensions 1ZC (SMD)

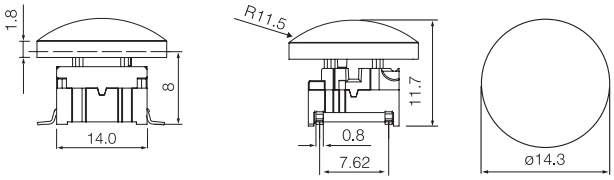

Top View

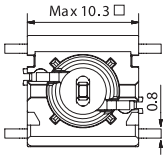

PCB layout and Circuit Diagram

1 LED

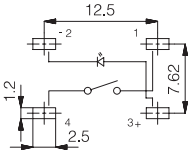

2 LEDS

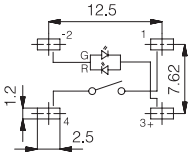

How to order

4 A [ ][ ][ ] [ ][ ][ ][ ] + [ ][ ][ ] [ ][ ]

Switch	Mounting	LED	Illuminated Cap
	SH9 surface mount	**01**	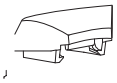 **1ZB 16**
	TH9 through-hole	**22**	
		42	
		61	
		82	
		2242	
		8222	
		8242	

4 F [ ][ ][ ] [ ][ ][ ][ ] + [ ][ ][ ] [ ][ ]

Switch	Mounting	LED	Illuminated Cap
	SH9 surface mount	**01**	 **1ZC 16**
	TH9 through-hole	**22**	
		42	
		61	
		82	
		2242	
		8222	
		8242	

Recommended panel cut-out:
ø35.0-35.5 Depending on application

Design example

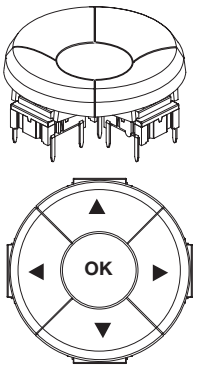

Consisting of:
4x4ATH9XXXX + 4x 1ZB16
and
1x4FTH9XXXX + 1x 1ZC16
(4F in centre position)

Navimec™ Legends

Part No. 1ZB16LM136	▲
Part No. 1ZC16LM123	⏻
Part No. 1ZC16LM118	**OK**
Part No. 1ZC16LM105	**ENTER**

Keycaps shown on this page can also be used on multimec®switches 3A and 3F

Ordering example: 4x4ATH901 + 1ZB16LM136 and 1x4FTH982 + 1ZC16LM118

For updates of products and/or changes of specifications please see **www.mec.dk**