Doc. N.° 1IM5177N

MISTRAL65
MISTRAL65H

MISTRAL65 IEC 60670-24

MISTRAL65H IEC 62208

IP65 400 V

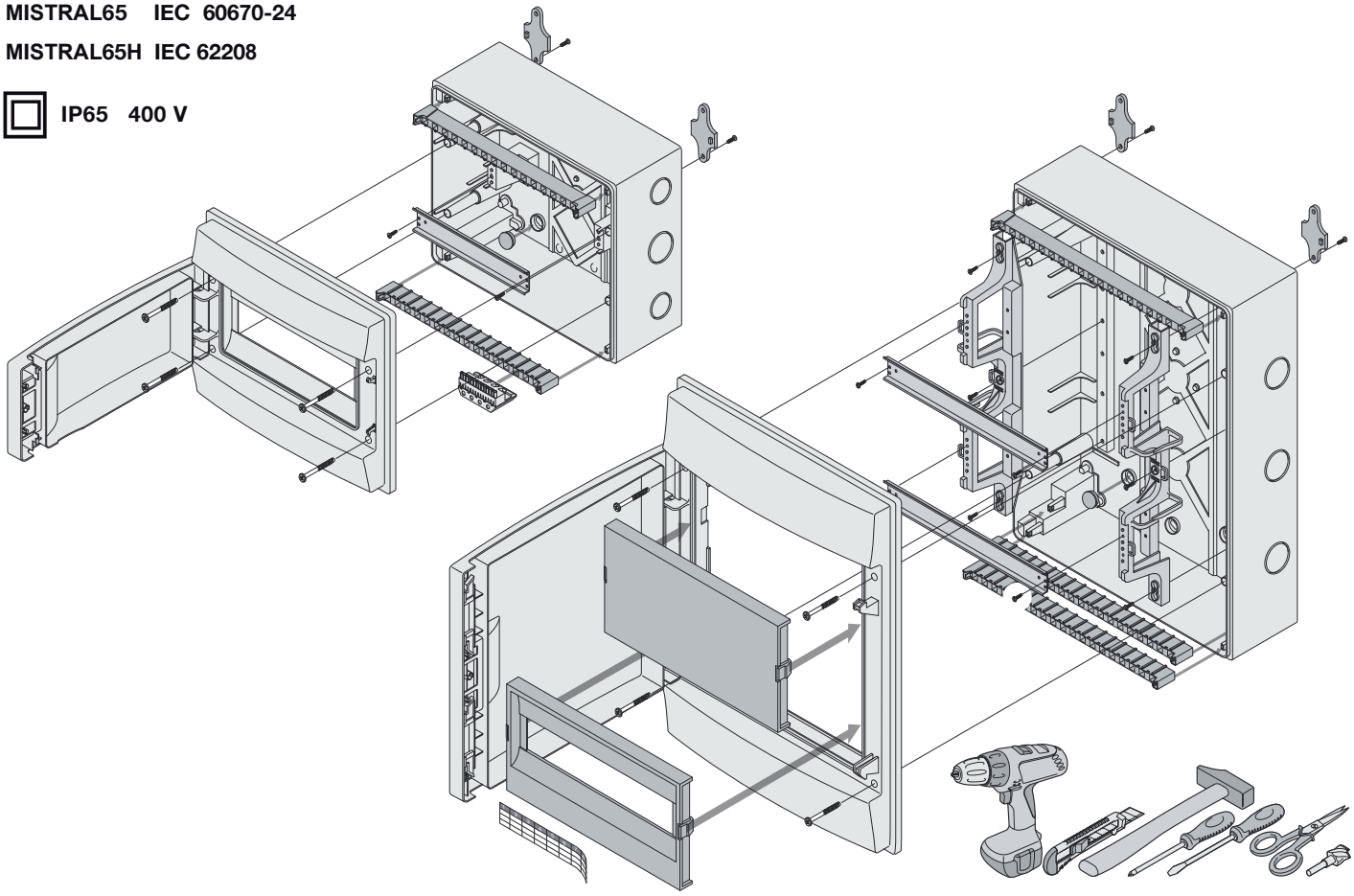

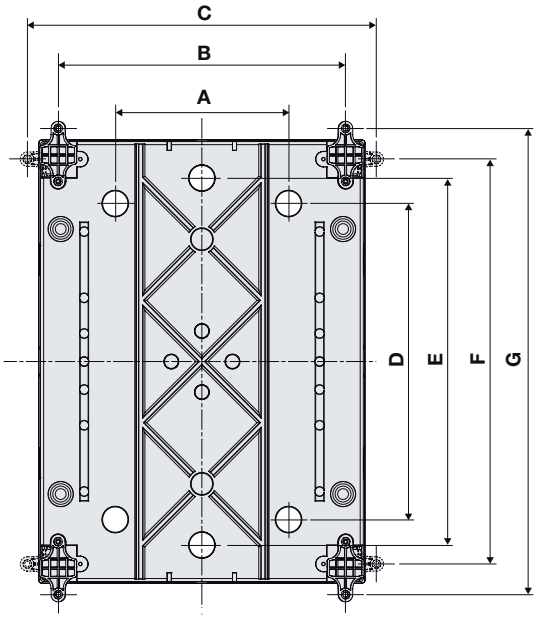

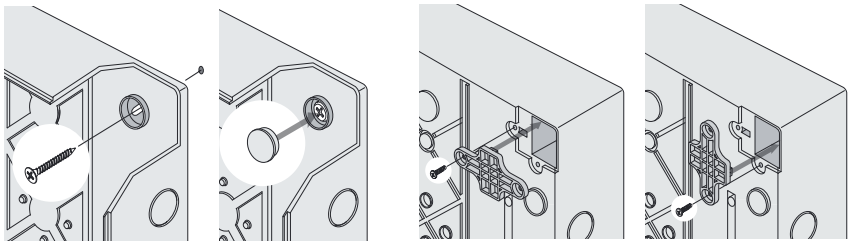

	A	B	C	D	E	F	G
4 M		113	173		140	163	223.5
8 M	90	194	254.5	180		212	272.5
12 M	170	282.5	343	180		212	272.5
18 M	280	392	452.5	125	175	212	272.5
24 M	170	282.5	343	310	360	397	457.5
36 M 18x2	280	392	452.5	310	360	397	457.5
36 M 12x3	170	282.5	343	475	525	562	622.5
48 M	170	282.5	343	610	660	697	757.5
54 M	280	392	452.5	475	525	562	622.5
72 M	280	392	452.5	610	660	697	757.5

For more information please contact:

ABB S.p.A.
ABB SACE Division
Viale Vicenza, 61- 36063 Marostica (VI) - Italy
Phone: +39 0424 478 200
Fax: +39 0424 478 305

www.abb.com

Power and productivity
for a better world™

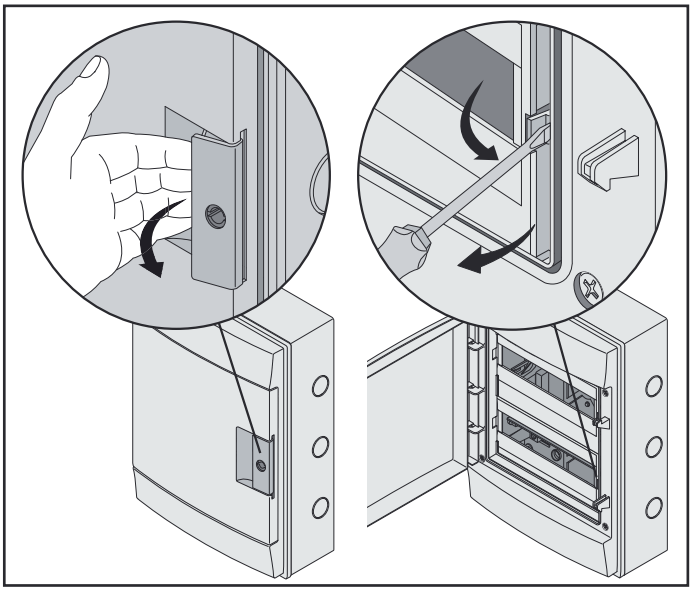

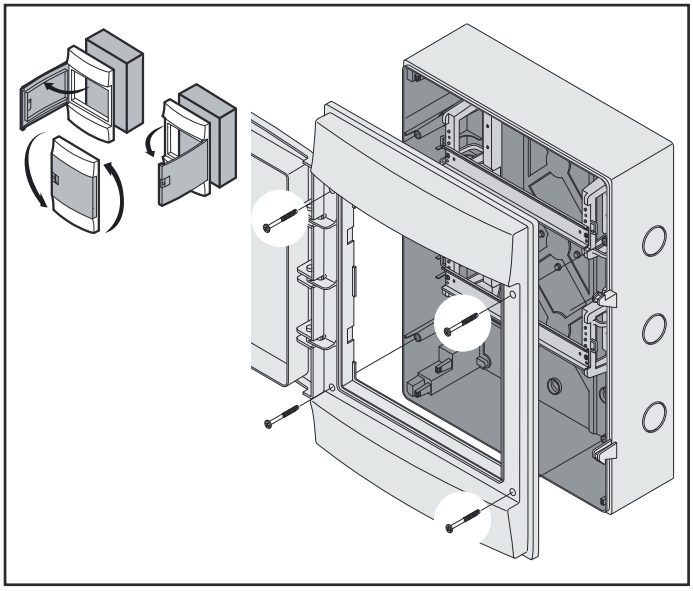

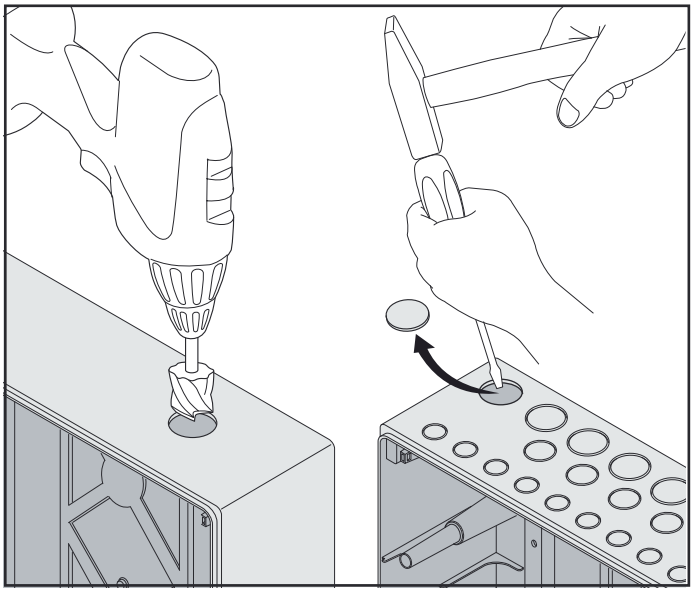

12M - 18M - 24M - 36M - 54M - 72M

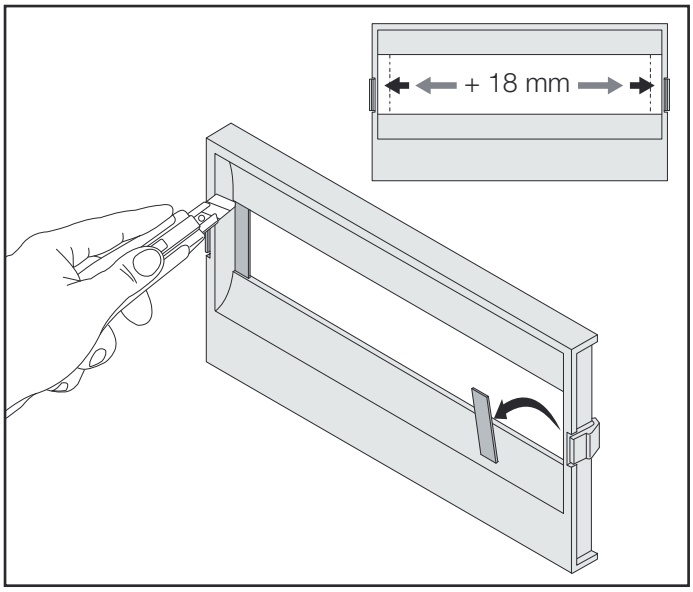

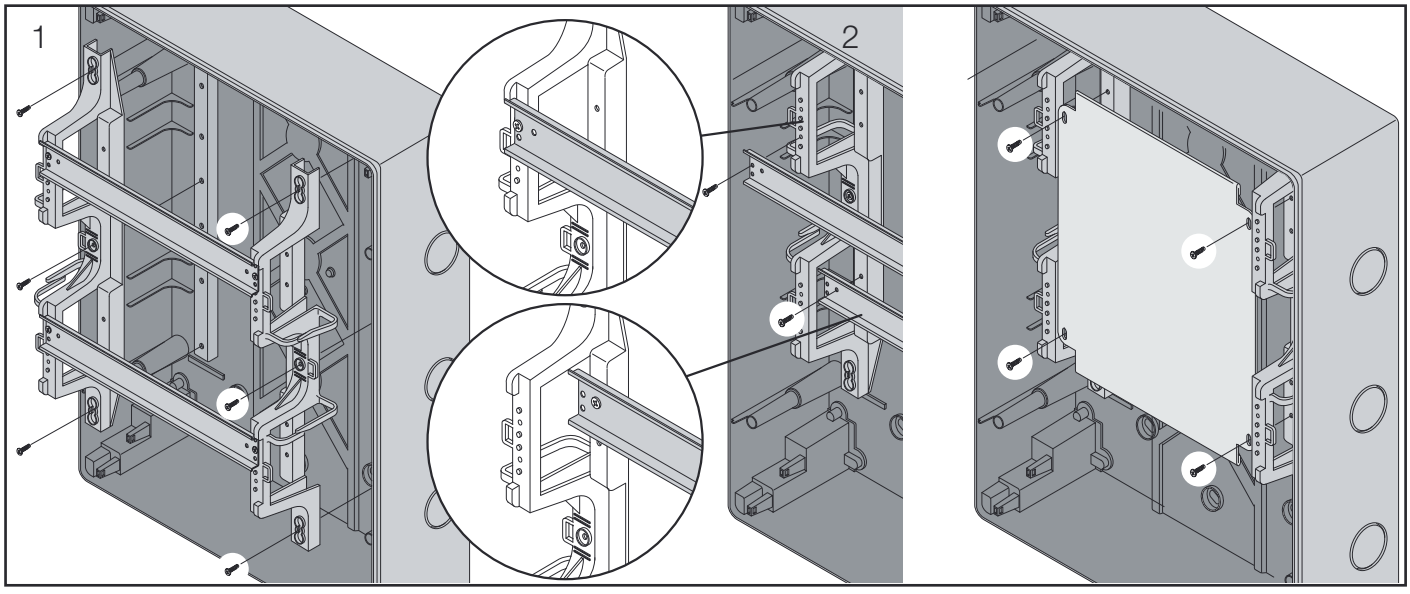

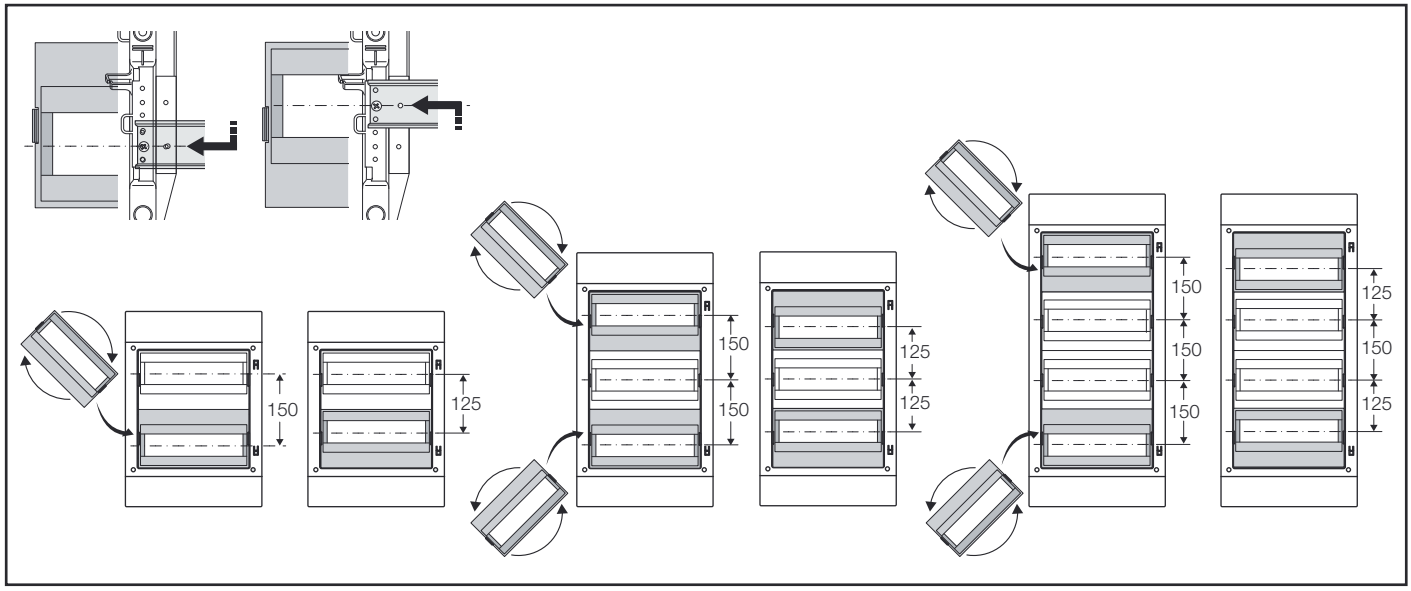
150
125
150
125
150
125
150
125
150
125
150
125

8M-12M-18M

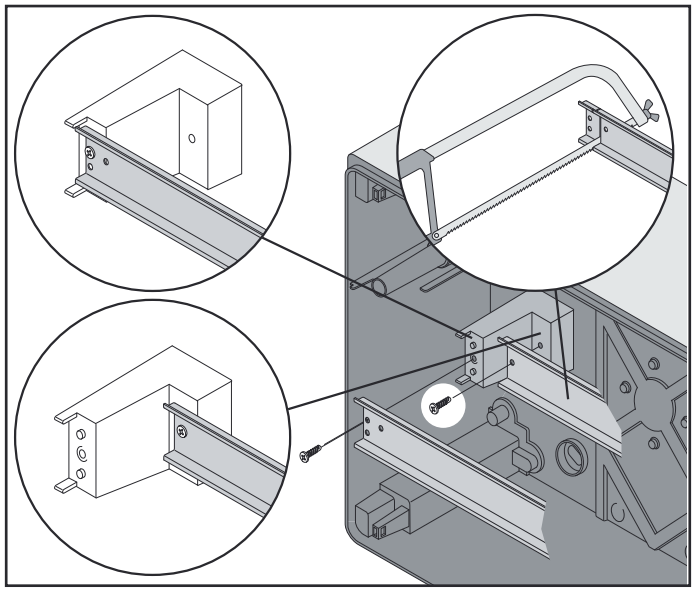



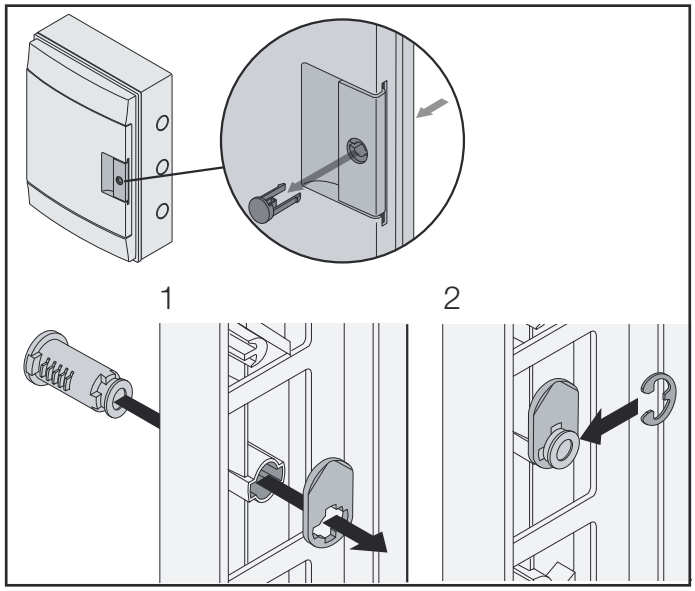
1
2
3

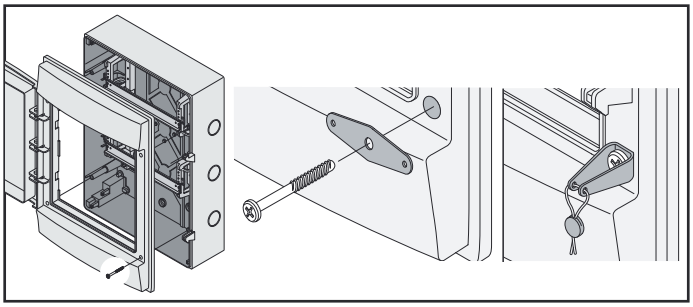

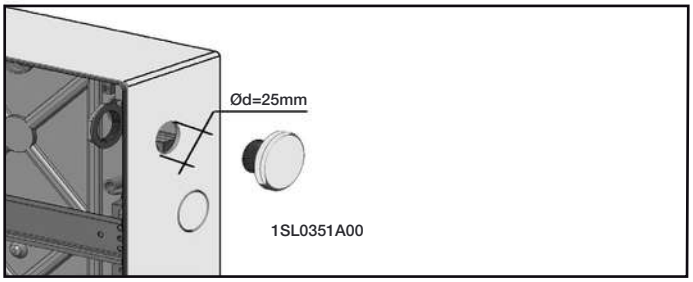
Ød=25mm
1SL0351A00

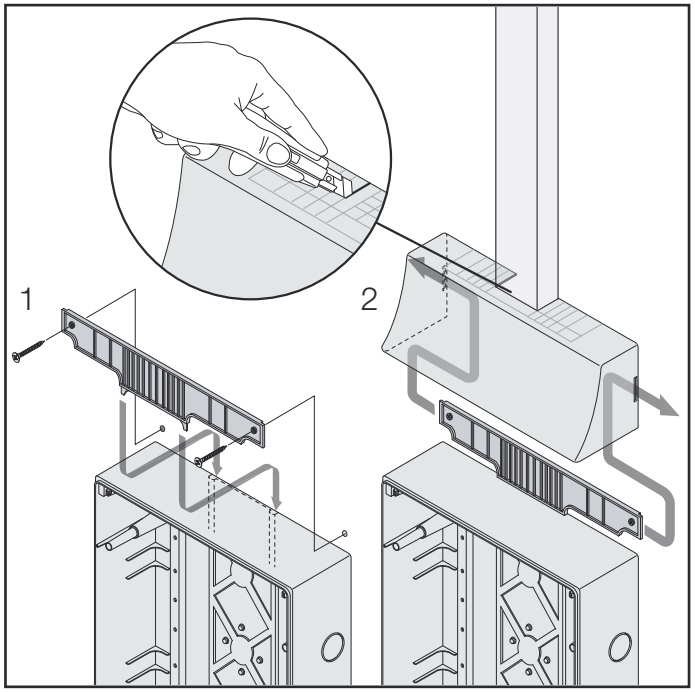

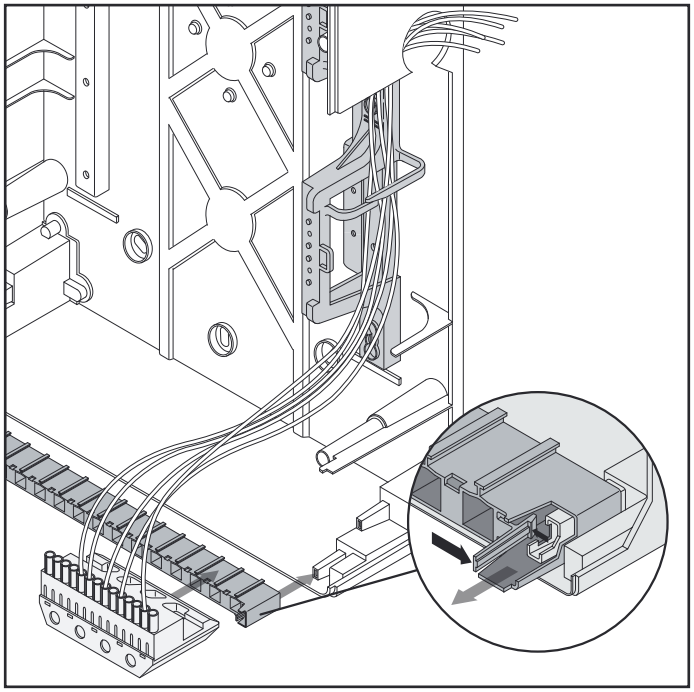

Screw terminal

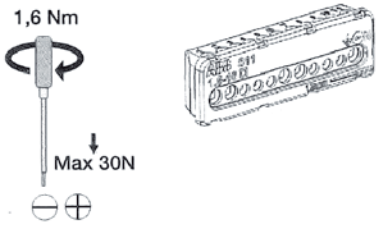

Technical data:
U_N: AC 400V / 50/60 Hz
I_N: AC 100A
T: +40 / -5° C
IP2X

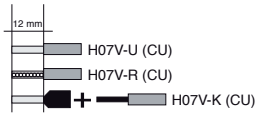

Screwless terminal

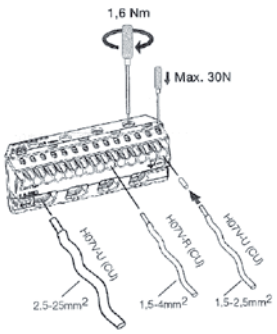

Technical data:
U_N: AC 400V / 50/60 Hz
I_N: 63A
T: +40 / -5° C
IP2X
EAC

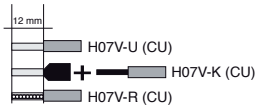

Screw terminal (Basic range)



Technical data:
U_N: AC 400V / 50/60 Hz
I_N: 100A
T: +60°C / -25°C
IP2X
CE - EAC
DIAM. 4,5 mm = 1,5-10 mm²
DIAM. 5,6 mm = 1,5-16 mm²



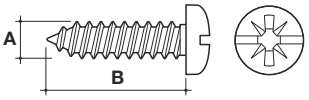

A (mm)	B (mm)			max (N/m)
3.5	12	6.5x1	PH1	0.8
5	42	8x1.2	PH2	1.3

DOUBLE INSULATION ⧈
The symbol given on the electrical boxes, panels and soaled boxes, indicates that they are made in such a way as to realize protection against indirect contacts, by means of complete insulation.
For this purpose, they must be correctly installed according to the instructions supplied with the product and by using the accessories supplied (screw caps).

DOPPIO ISOLAMENTO ⧈
Il simbolo riportato sui centralini - quadretti scatole indica che sono costruiti in modo tale da realizzare la protezione contro i contatti indiretti mediante l'isolamento completo.
A questo fine esse devono essere correttamente installati secondo le istruzioni che accompagnano il prodotto ed utilizzando gli accessori forniti in dotazione (tappi copriviti)

Due to possible developments of standards as well as of materials, the characteristics and dimensions specified in the this document may only be considered binding after confirmation by ABB SACE.

Per tener conto dell'evoluzione delle Norme e dei materiali, le caratteristiche e le dimensioni di ingombro indicate nel presente documento si potranno ritenere impegnative solo dopo conferma da parte di ABB SACE.



EN61439-3

.....



.....



I_e.....A



U_e.....V



Hz.....



Warning! Installation by person with electrotechnical expertise only.

Warnung! Installation nur durch elektrotechnische Fachkraft.

Avvertenza! Fare installare solo da un elettricista qualificato.

Avertissement! Installation uniquement par des personnes qualifiées en électrotechnique.

¡Advertencia! La instalación deberá ser realizada únicamente por electricistas especializados.

1IM5177N - 01/2020