PENTAIR



Schroff

VARISTAR SEISMIC

Content

Cabinets 1

Wall mounted cases 2

Accessories for cabinets and wall mounted cases . 3

Climate control . 4

Electronics cases 5

Subracks/ 19" chassis 6

Front panels, plug-in units . . . 7

Systems 8

Power supply units 9

Backplanes . . . 10

Connectors, front panel component system 11

Appendix 12

Cabinets – VARISTAR Seismic



01008007

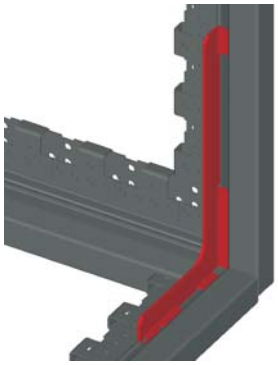

01008062

Welded basic frame with strengthening brackets



01008008

Bellcore test in laboratory

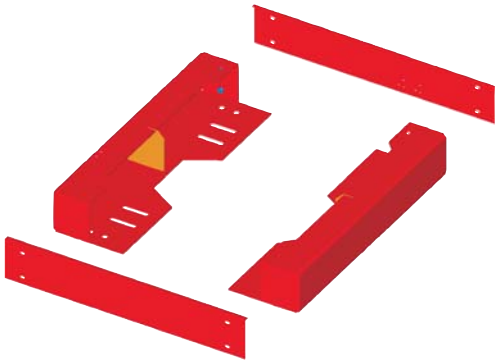

01008063

Seismic base with NEBS fixing

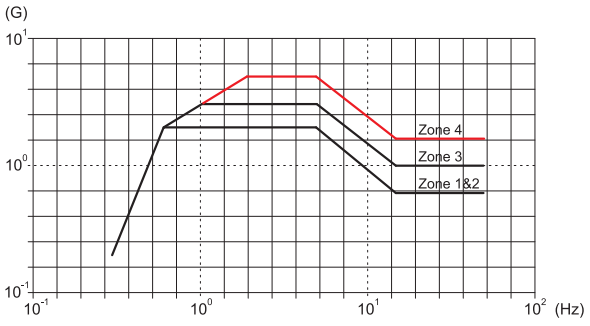

01005083

Test results

Cabinets – VARISTAR Seismic

Overview 1.84

The earthquake-resistant cabinet

- Earthquake resistance tested to Bellcore zone 4 with a dynamic load-carrying capacity of 250 kg
- Customised solutions with higher loading are available
- Optional EMC shielding up to 60 dB at 1 GHz, 40 dB at 3 GHz



01005018

Seismic cabinets off-the-shelf

- Earthquake-resistant up to Bellcore Zone 4
- Versions
  - IP 20
  - IP 55 with EMC shielding



30407004

ServicePLUS from page 1.96

e.g. individual configuration and assembly
e.g. modifications (cut-outs, special colours)
e.g. custom solutions (special sizes)

www.schroff.biz/ServicePLUS

VARISTAR
Platform 1.4
Dimensions 1.8

VARISTAR Seismic
IP 20 ..... 1.86
IP 55 and EMC ... 1.87

Accessories
19" panel/slide mount 1.88
19" fixing materials kit, M6 ..... 1.88
Slide rails 1.89
19" shelves 1.90
Depth members .. 1.93
C horizontal rails . 1.93
Cable ties, Velcro 1.95

ServicePLUS ... 1.96
IP 20 ..... 1.98
IP 55 ..... 1.102
EMC 1.106
Interior configuration 1.110

VARISTAR Electronics 1.10
VARISTAR EMC. 1.54
VARISTAR Datacom and Networking Technology 1.124
VARISTAR air/water heat exchanger 1.224

VARISTAR Seismic, IP 20



01005018

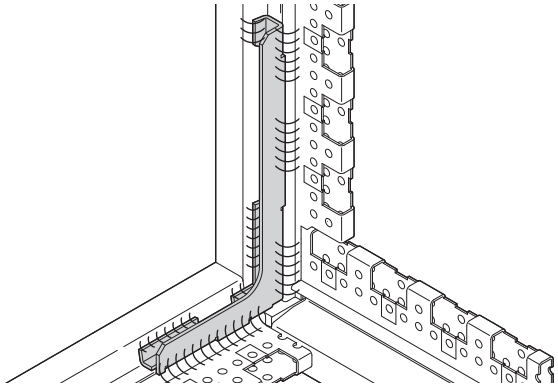

01005084

Welded basic frame with strengthening brackets

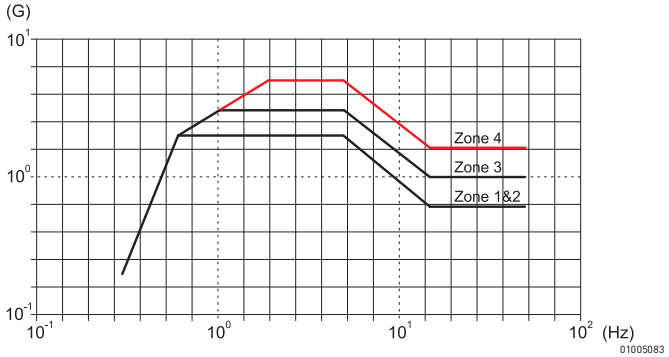

01005083

Bellcore test

- Earthquake-resistant up to Bellcore Zone 4
- Dynamic load-carrying capacity of 250 kg
- Doors with 3-point locking and screw-fixed side panels
- Static load-carrying capacity 800 kg (Heavy-Duty)

Delivery comprises (assembled)

Item	Qty	Description
1	1	Welded basic frame, Heavy-Duty, St profile, RAL 7021, with strengthening brackets
2	1	Earthquake base, St, RAL 7021
3	1	Top cover, raised, St, RAL 7021
4	1	Front door, St, RAL 7035, 180° hinge, 3-point locking, lever handle
5	1	Rear panel, screw fixed, St, RAL 7035
6	2	Side panel, screw fixed, St, RAL 7035
7	1	Base plate, multi-piece, St, RAL 7021, open at the rear
8	2	19" panel/slide mount with EIA cut-outs, AlZn, assembled at front, depth-adjustable in 25 mm increments
9	1	GND/earthing kit, enclosed loose

Order Information

Height U	Height H mm	Width W mm	Depth D mm	Part no.
38	1900	600	800	10130-189
42	2100	600	600	**10130-023**
42	2100	600	800	10130-188
DIN profile half cylinder, common locking for lever handle (1 key fits all locks) incl. 2 keys				**25127-995**
Lifting eye for raised top cover PU 4 pieces				**23130-085**

Note

- Other dimensions and versions available on request
- For assembly of shelves and slide rails another pair of panel/slide mounts is necessary, see page 1.88

ServicePLUS see page 1.96

Cabinets – VARISTAR Seismic

VARISTAR Seismic, IP 55 and EMC



- Earthquake secure (up) to Bellcore Zone 4
- Shielding 60 dB at 1 GHz, 40 dB at 3 GHz (tested to IEC 61587-3)
- Dynamic load-carrying capacity of 250 kg
- Doors with 4-point locking and screw-fixed side panels
- Static load-carrying capacity 800 kg (Heavy-Duty)

Delivery comprises (assembled)

Item	Qty	Description
1	1	Welded basic frame, Heavy-Duty, St profile, RAL 7021, with strengthening brackets
2	1	Earthquake base, St, RAL 7021
3	1	EMC, flat top cover, flush, St, finish AlZn, exterior RAL 7021
4	1	Front door, St, finish AlZn, powder-coated RAL 7035, 180° hinge, 4-point locking, lever handle
5	1	Rear panel, screw fixed, St, finish AlZn, powder-coated RAL 7035
6	2	Side panel, screw fixed, St, finish AlZn, powder-coated RAL 7035
7	1	Base plate, one-piece, St, finish AlZn
8	2	19" panel/slide mount with EIA perforation, St, finish AlZn, front mounted, depth-adjustable in 25 mm increments
9	1	GND/earthing kit, enclosed loose

Order Information

Height U	Height H mm	Width W mm	Depth D mm	Part no.
42	2100	600	800	10130-195
DIN profile half cylinder, common locking for lever handle (1 key fits all locks) incl. 2 keys				**25127-995**
Lifting eye for top cover PU 4 pieces				**23130-072**

Note

- Other dimensions and versions available on request
- For assembly of shelves and slide rails another pair of panel/slide mounts is necessary, see page 1.88

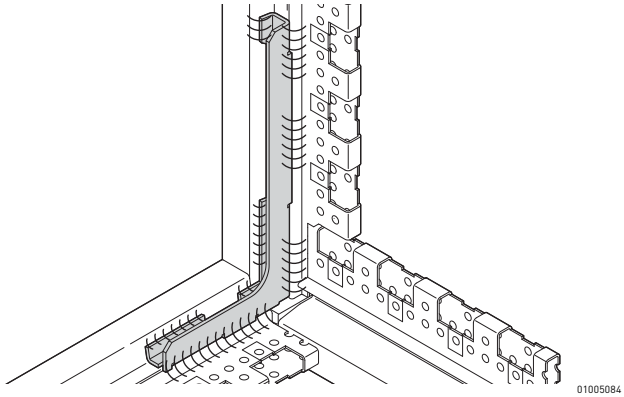

Welded basic frame with strengthening brackets

Shielding: Tested to IEC 61587-3, standard dimensions of test object 2000 x 600 x 600 mm

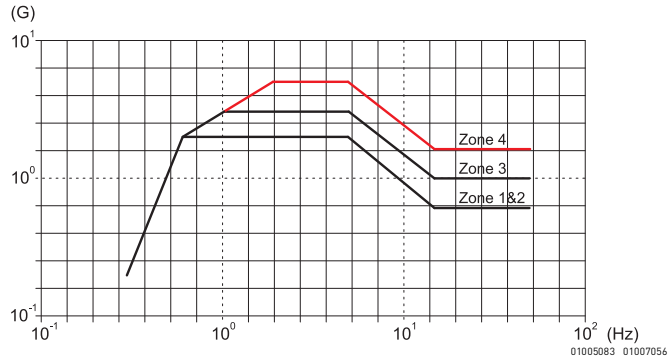

Bellcore test



ServicePLUS see page 1.96

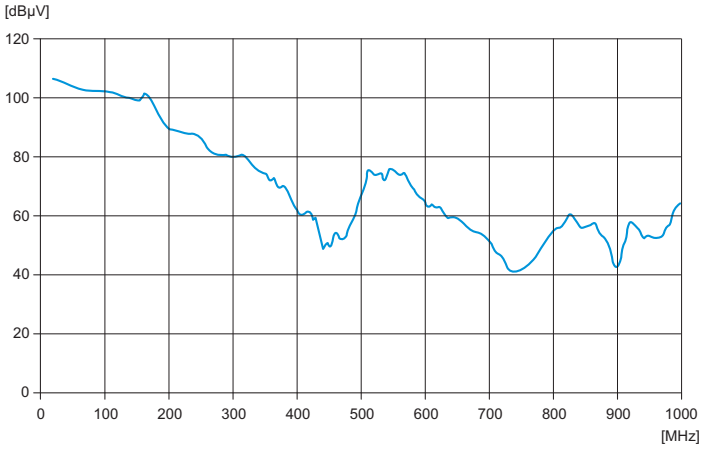

19" panel/slide mount with universal pitch (EIA)

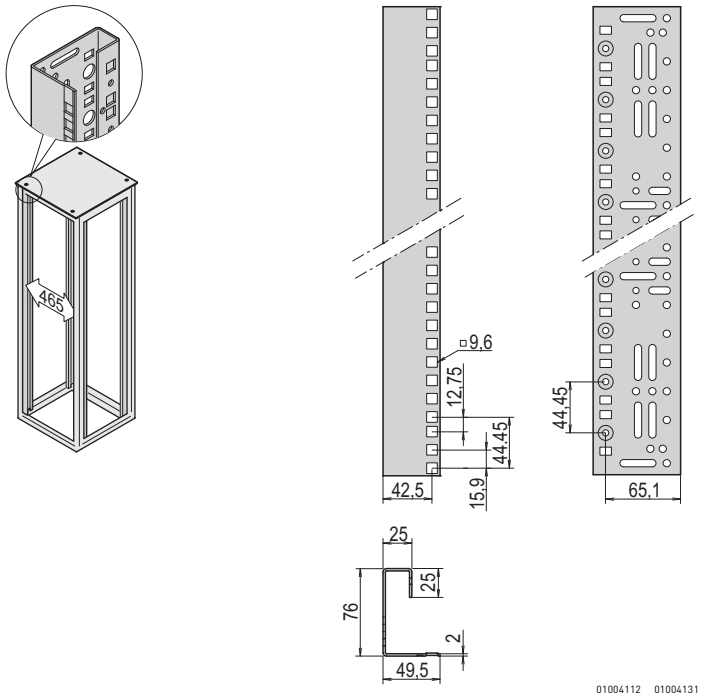

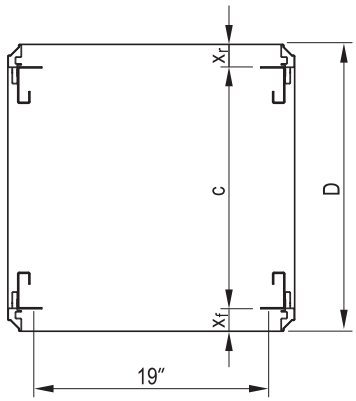

Standard assembly dimension $x_r = x_f = 50$ mm

- Assembly in 600 mm wide cabinets directly on the frame
- Depth-adjustable in 25 mm increments
- In accordance with IEC 60297-1 (DIN 41 494, part 1)

Delivery comprises

Item	Qty	Description
1	2	19" panel/slide mount, St, 2 mm, finish AlZn, RAL 7035 or RAL 7021
2	1	Assembly kit, incl. GND/earthing

Order Information

For cabinet height	Usable height	Length	AlZn	RAL 7035	RAL 7021
mm	U	mm	Part no.	Part no.	Part no.
Partial-height mounting	8	395	**23130-037**	**23130-027**	**23130-017**
Partial-height mounting	12	545	**23130-038**	**23130-028**	**23130-018**
Partial-height mounting	16	745	**23130-039**	**23130-029**	**23130-019**
Partial-height mounting	20	895	**23130-040**	**23130-030**	**23130-020**
Partial-height mounting	24	1095	**23130-031**	**23130-021**	**23130-011**
1400	29	1295	**23130-032**	**23130-022**	**23130-012**
1600	33	1495	**23130-033**	**23130-023**	**23130-013**
1800	38	1695	**23130-034**	**23130-024**	**23130-014**
2000	42	1895	**23130-035**	**23130-025**	**23130-015**
Dimensioning strip for 19" panel mounts, paper, white, serial numbered from 1 ... 47 U, PU 4 pieces					**25127-997**

Note

- For 19" partial-height mounting depth members are necessary
- Metric panel/slide mounts available on request

19" assembly kit, M6

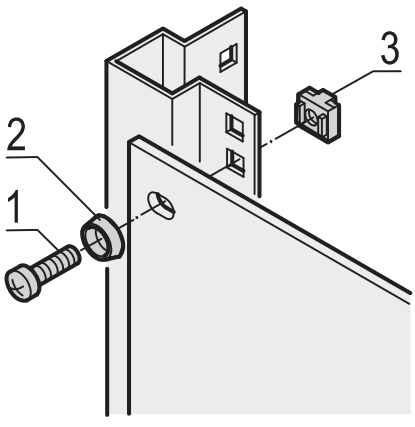

- For front panels, distribution fields and other components

Delivery comprises

Item	Description
1	Panhead screw, M6 x 16, St, zinc-plated
2	Plastic washer, black
3	Cage nut, M6, St, zinc-plated

Order Information

Description	Qty/PU	Part no.
19" assembly kit (screw, washer, nut)	50	**21101-809**
19" assembly kit (screw, washer, nut)	100	**21101-810**

Cabinets – VARISTAR Seismic

Slide rails

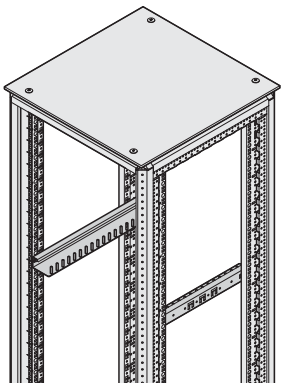

01004056

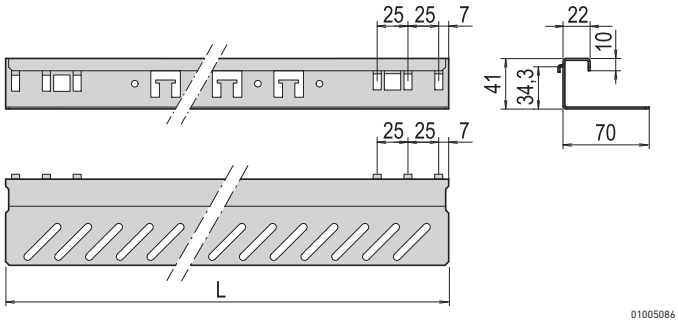

01005086

Static load-carrying capacity 25 kg

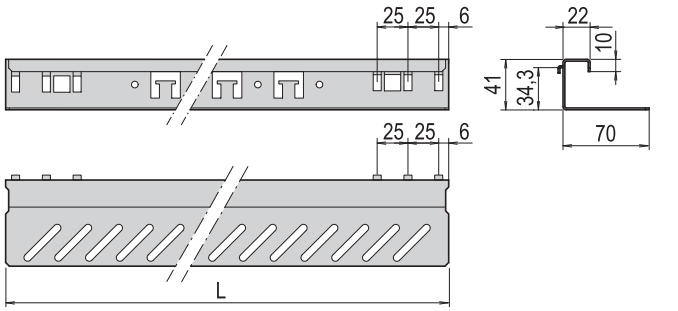

01004058

Static load-carrying capacity 100 kg

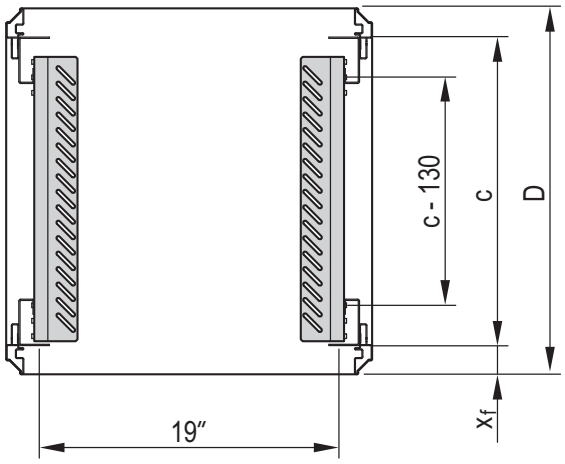

01004130

c = pitch of the 19" panel/slide mounts
x_f = standard dimension
D = cabinet depth

- For assembly on 19" panel/slide mounts
- Assembly in 1 U increments (snap-in, bolt-on)
- Wide support surface (48 mm)
- 2 versions
  - Static load-carrying capacity 25 kg per pair
  - Static load-carrying capacity 100 kg per pair

Delivery comprises

Item	Qty	Description
1	see Order information	Slide rail, AlZn, 1.5 mm (static load-carrying capacity 25 kg), or 2.5 mm (static load-carrying capacity 100 kg), zinc-plated
2	1	Assembly kit incl. GND/earthing

Order Information

Static load-carrying capacity 25 kg

For cabinet depth D mm	x_f mm	c mm	Length L mm	Qty/PU	Part no.
600	50	500	456	2	**23130-096**
600	50	500	456	10	**23130-101**
800	50	700	656	2	**23130-097**
800	50	700	656	10	**23130-102**

Order Information

Static load-carrying capacity 100 kg

For cabinet depth D mm	x_f mm	c mm	Length L mm	Qty/PU	Part no.
600	50	500	458	2	**23130-118**
600	50	500	458	10	**23130-123**
800	50	700	658	2	**23130-119**
800	50	700	658	10	**23130-124**

19'' stationary shelf, 75 kg

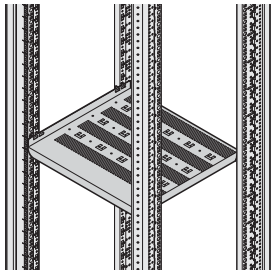

01004066

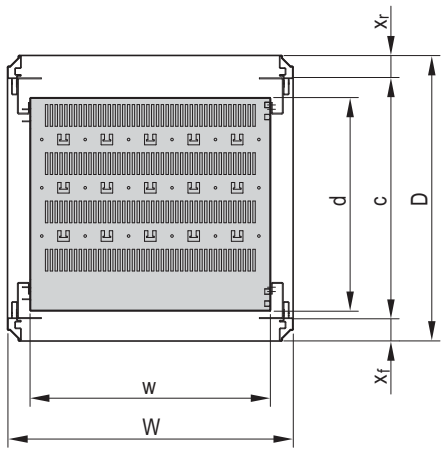

01004067

c = max. pitch of the 19" slide mounts
x_f, x_r = standard assembly dimension

- Static load-carrying capacity 75 kg (150 kg with strengthening rail)
- Mounting height 1 U, for mounting on four panel/slide mounts
- With hammer head perforation to fix cable ties

Delivery comprises

Item	Qty	Description
1	1	Perforated shelf, St, 1.5 mm (colour see Order Information)
2	1	Assembly kit incl. GND/earthing

Order Information

For cabinet depth	Usable surface w x d	x_f	c	RAL 7035	RAL 7021
mm	mm	mm	mm	Part no.	Part no.
600	495 x 442	50	500	22130-303	21130-303
800	495 x 642	50	700	22130-305	21130-305
Strengthening rail for stationary 19" shelf, PU 1 piece					23130-310

Note

- Cable ducting with cable ties, see page 1.95
- Other sizes, see ServicePLUS, page 1.114

Cabinets – VARISTAR Seismic

19" telescopic shelf, 30 kg

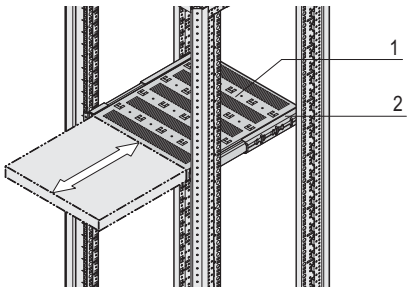

01004068

- Static load-carrying capacity at full extension 30 kg
- Mounting height 1 U, for mounting on four 19" panel/slide mounts
- Incl. telescopic slides
- Hammer head perforation to fix cable ties
- 2 versions
  - Full depth
  - Depth shortened by 100 mm for rear cable ducting

Delivery comprises

Item	Qty	Description
1	1	Perforated shelf, St, 1.5 mm (colour see Order Information)
2	2	Telescopic slide
3	1	Assembly kit

Order Information

Full depth

For cabinet depth	Usable surface w x d	x_f	c	RAL 7035	RAL 7021
mm	mm	mm	mm	Part no.	Part no.
600	417 x 482	50	500	**22130-343**	**21130-343**
800	417 x 682	50	700	**22130-345**	**21130-345**
GND/earthing for telescopic 19" shelf PU 1 kit, for VARISTAR					**23130-140**

Full depth

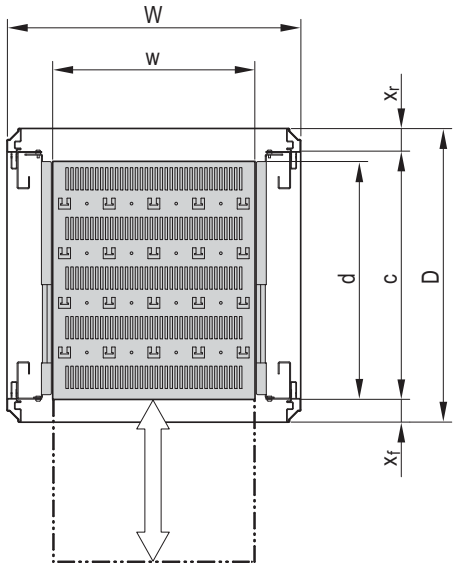

01004069

Note

- Cable ducting with cable ties, see page 1.95

Order Information

Shortened by 100 mm

For cabinet depth	Usable surface w x d	x_f	c	RAL 7035	RAL 7021
mm	mm	mm	mm	Part no.	Part no.
600	417 x 382	50	500	**22130-342**	**21130-342**
800	417 x 582	50	700	**22130-344**	**21130-344**
GND/earthing for telescopic 19" shelf PU 1 kit, for VARISTAR					**23130-140**

Shortened depth

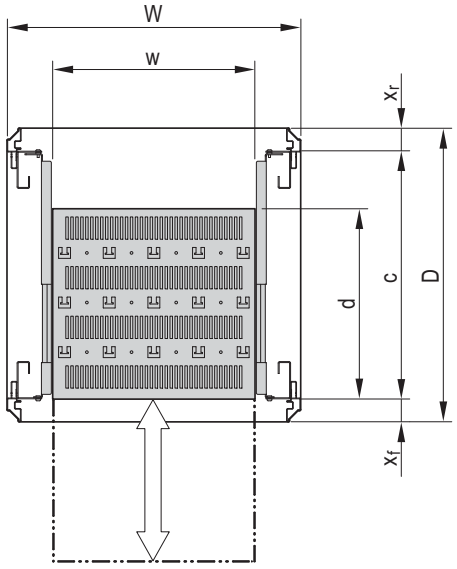

01004070

Note

- Cable ducting with cable ties, see page 1.95

c = max. pitch of the 19" panel/slide mounts
x_f, x_r = standard assembly dimension

19'' telescopic shelf, 70 kg

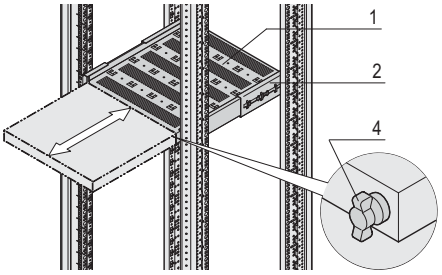

01004071

- Static load-carrying capacity at full extension 70 kg
- Mounting height 2 U, for mounting on four 19" panel/slide mounts
- Incl. telescopic slides
- Locking with T-bar lock possible
- Hammer head perforation to fix cable ties
- 2 versions
  - Full depth
  - Depth shortened by 100 mm for rear cable ducting

Full depth

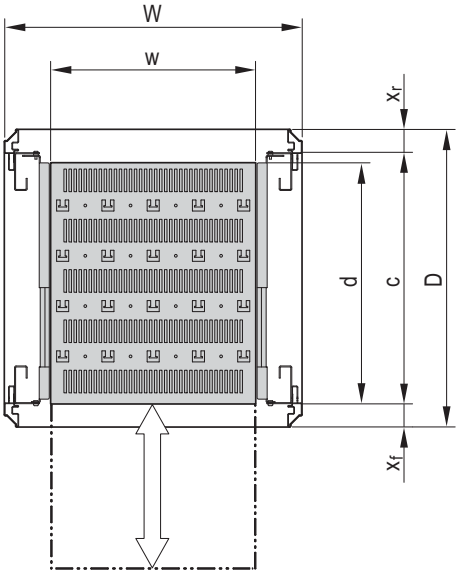

01004069

Shortened depth

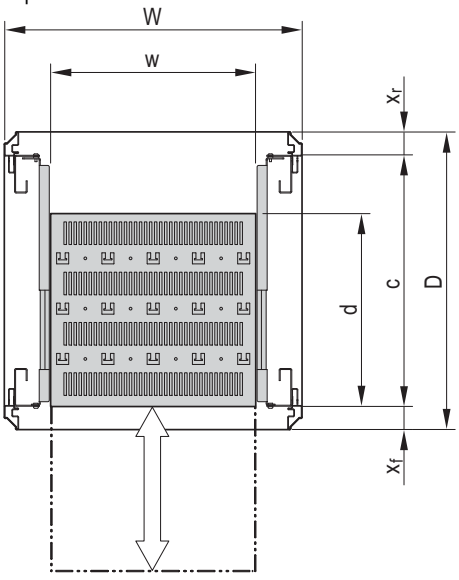

01004070

c = max. pitch of the 19" slide mounts
x_f, x_r = standard assembly dimension

Delivery comprises

Item	Qty	Description
1	1	Perforated shelf, St, 1.5 mm (colour see Order Information)
2	2	Telescopic slide
3	1	Assembly kit

Order Information

Full depth

For cabinet depth	Usable surface w x d	x_f	c	RAL 7035	RAL 7021
mm	mm	mm	mm	Part no.	Part no.
600	405 x 482	50	500	22130-353	21130-353
800	405 x 682	50	700	22130-355	21130-355
Item 4 T-bar lock for 1 telescopic shelf (can be mounted right or left), 1 piece					23130-092
GND/earthing for telescopic 19" shelf PU 1 kit, for VARISTAR					23130-140

Note

- Please order T-bar lock (item 4) separately
- Cable ducting with cable ties, see page 1.95

Order Information

Shortened by 100 mm

For cabinet depth	Usable surface w x d	x_f	c	RAL 7035	RAL 7021
mm	mm	mm	mm	Part no.	Part no.
600	405 x 382	50	500	22130-352	21130-352
800	405 x 582	50	700	22130-354	21130-354
Item 4 T-bar lock for 1 telescopic shelf (can be mounted right or left), 1 piece					23130-092
GND/earthing for telescopic 19" shelf PU 1 kit, for VARISTAR					23130-140

Note

- Please order T-bar lock (item 4) separately
- Cable ducting with cable ties, see page 1.95

Cabinets – VARISTAR Seismic

Depth member

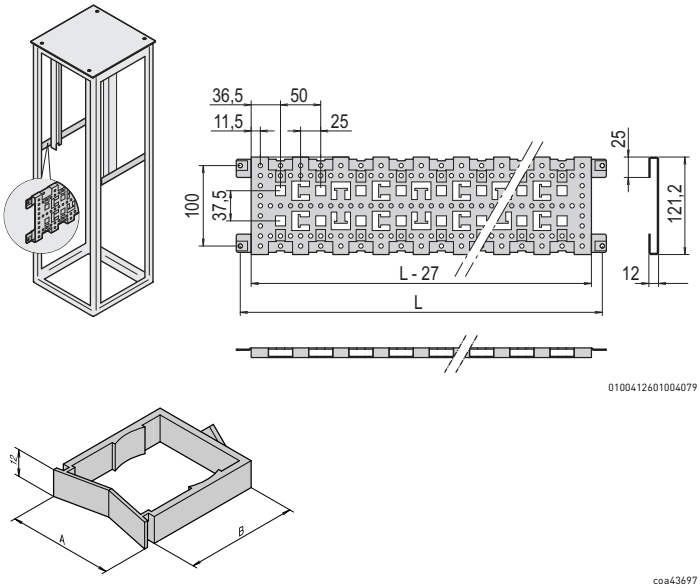

Cable eye

- For fitting shortened 19" panel/slide mounts and mounting plates
- Cable ducting by means of cable ties and cable eye

Delivery comprises

Item	Qty	Description
1	2	Depth member, St, 1.5 mm, finish AlZn
2	1	Assembly kit incl. GND/earthing

Order Information

For cabinet depth mm	Length L mm	Part no.
600	460	**23130-081**
800	660	**23130-082**
Cable eye A = 38 mm, B = 25 mm, PU 25 pieces		**21101-151**
Cable eye A = 47 mm, B = 50 mm, PU 25 pieces		**21101-150**

- Cable ducting with cable ties, see page 1.95

C-profile for the cabinet depth

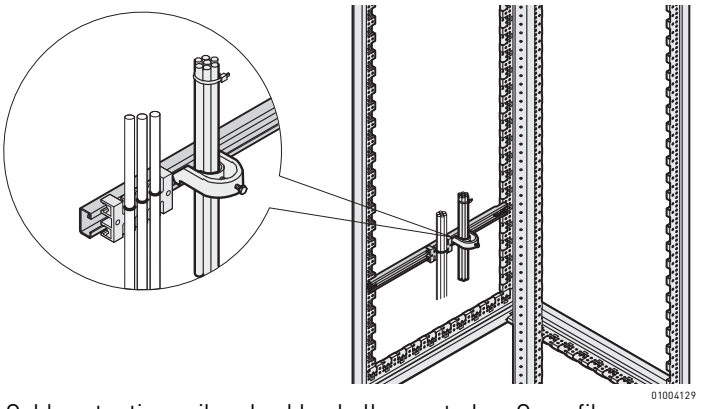

Cable retention rail and cable shell mounted on C-profile

Slide nut

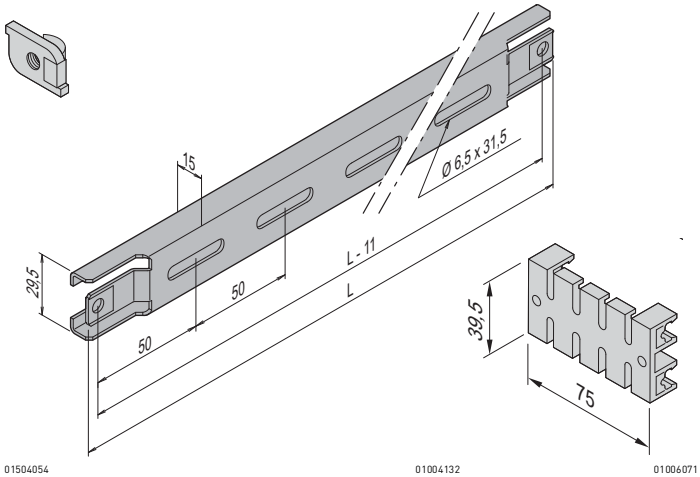

C-profile Cable retention rail

- For cable ducting in lateral area of cabinet
- For cable shells and cable retention rails

Delivery comprises

Item	Qty	Description
1	2	C-profile, St, 1.5 mm, AlZn
2	1	Assembly kit incl. GND/earthing

Order Information

For cabinet depth mm	Length L mm	Part no.
600	460	**23130-086**
800	660	**23130-087**
Accessories		
Cable retention rail for C-rail width 75 mm, length 39.5 mm, PU 5 pieces		**60118-472**
Cable shell for cable bundle 18 ... 22 mm, PU 10 pieces		**20118-775**
Cable shell for cable bundle 22 ... 26 mm, PU 10 pieces		**20118-776**
Cable shell for cable bundle 26 ... 30 mm, PU 10 pieces		**20118-777**
Cable shell for cable bundle 30 ... 34 mm, PU 10 pieces		**20114-728**
Cable shell for cable bundle 34 ... 38 mm, PU 10 pieces		**20114-729**
Cable shell for cable bundle 38 ... 42 mm, PU 10 pieces		**20114-730**
Cable shell for cable bundle 42 ... 46 mm, PU 10 pieces		**20114-731**
Cable shell for cable bundle 46 ... 50 mm, PU 10 pieces		20118-778
Slide nut for C-profile, PU 10 pieces		**21120-140**

Note

- Cable ties and Velcro for cable retention rail see page 1.95

C-profile for cabinet width

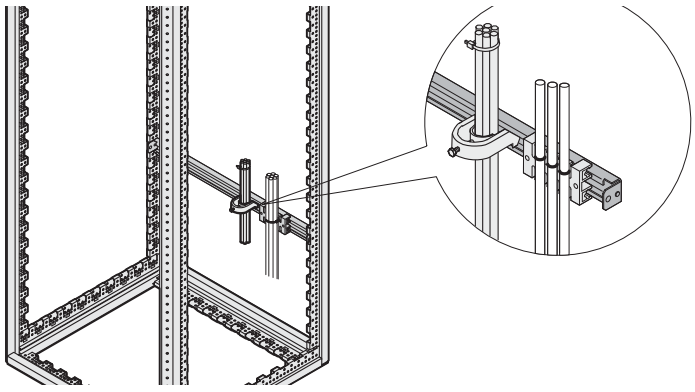

01006063

C-profile

Slide nut

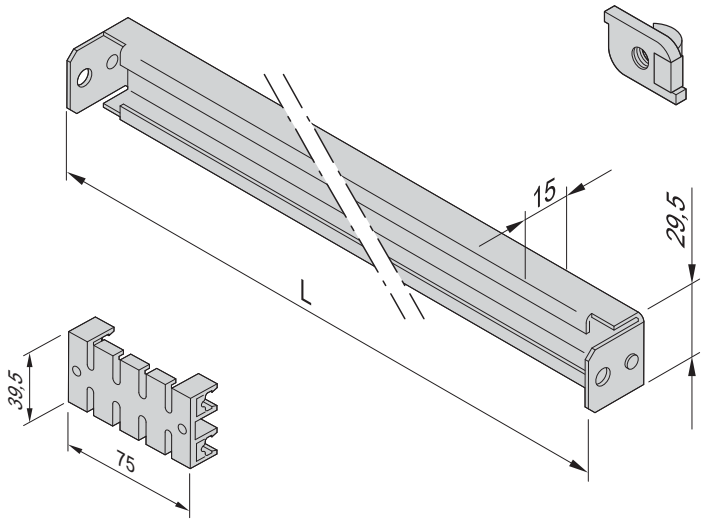

01006071 01006064 01504054

Cable retention rail

- For cable ducting in rear or front area of cabinet
- For cable shells and cable retention rails

Delivery comprises

Item	Qty	Description
1	2	C-profile, St, 1.5 mm, finish AlZn
2	1	Assembly kit incl. GND/earthing

Order Information

For cabinet width mm	Length mm	Part no.
600	550	**23130-333**
Accessories		
Cable retention rail for C-rail width 75 mm, length 39.5 mm, PU 5 pieces		**60118-472**
Cable shell for cable bundle 18 ... 22 mm, PU 10 pieces		**20118-775**
Cable shell for cable bundle 22 ... 26 mm, PU 10 pieces		**20118-776**
Cable shell for cable bundle 26 ... 30 mm, PU 10 pieces		**20118-777**
Cable shell for cable bundle 30 ... 34 mm, PU 10 pieces		**20114-728**
Cable shell for cable bundle 34 ... 38 mm, PU 10 pieces		**20114-729**
Cable shell for cable bundle 38 ... 42 mm, PU 10 pieces		**20114-730**
Cable shell for cable bundle 42 ... 46 mm, PU 10 pieces		**20114-731**
Cable shell for cable bundle 46 ... 50 mm, PU 10 pieces		20118-778
Slide nut for C-profile, PU 10 pieces		**21120-140**

Note

- Cable ties and Velcro for cable retention rail see page 1.95

Cabinet accessories – VARISTAR Seismic

Cable ties, Velcro

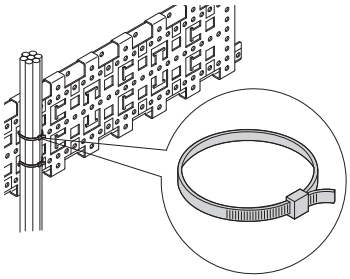

Cable tie

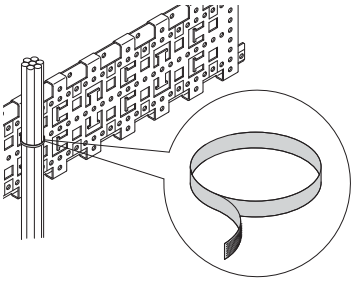

Velcro

- Fixing materials kit for cable ducting

Order Information

Description	Part no.
Cable tie, plastic, 92 mm x 2.5 mm, PU 25 pieces	**20118-351**
Cable tie, plastic, 186 mm x 5 mm, PU 25 pieces	**20118-352**
Cable tie, plastic, 360 mm x 5 mm, PU 25 pieces	**20118-353**
Velcro strip, PE/PA, black, length 300 mm, PU 10 pieces	**20118-624**

Cabinets – VARISTAR Seismic ServicePLUS

configuration

Components can be varied and combined freely

Simple. Fast. To the ideal product.

- Configuration tables from page 1.98
- Online configuration: www.schroff.co.uk/configuration

assembly

Fitting of all mechanical, electrical and electronic components by our specialists

Assembled by professionals. Double benefit!

- Without supplement
- Ready to despatch within 10 working days

modification

Custom drillings, cut-outs and special colours for off-the-shelf products

Small changes. Large impact.

- Download CAD data, modify and send back
- Ready for despatch within 10 working days

solution

Integration and custom developments

Simple. Fast. From one source.

- Climate control, complete construction, cabling (power supply), function testing
- Special sizes, custom solutions

academy

Knowledge transfer and partnership

Knowledge. Sharing. Partnerships.

- Seminars, white papers, CAD drawings, test reports, user reports
- Further information: www.varistar.co.uk

lifecycle

Flexible support throughout the product lifecycle

We are with you. For the entire product life.

- Delivery to point of use, set-up service, replacement service, spare parts

Cabinets – VARISTAR Seismic ServicePLUS

VARISTAR Seismic IP 20, IP 50, EMC ServicePLUS: Configuration

- Dimensions in catalogue:
  - Height: 29 ... 47 U (1400 ... 2200 mm)
  - Width: 600 and 800 mm
  - Depth: 600 and 800 mm
- Other dimensions and configurations, sorted by IP 20, IP 55 and EMC online at www.schroff.biz/conf
- 2 colour combinations:
  - Frame and covers in black grey (RAL 7021)
  - Frame, top cover and base in black grey (RAL 7021); Side panel, door and rear panel in light grey (RAL 7035)
- Build your cabinet out of individual components (please suffix each part number with /05)
- Once you have selected the desired cabinet dimensions, the row number (first column of the configuration tables) will guide you through all subsequent configuration pages that apply to these dimensions (see example below)
- The cabinet is assembled by us and ready for despatch within 10 working days

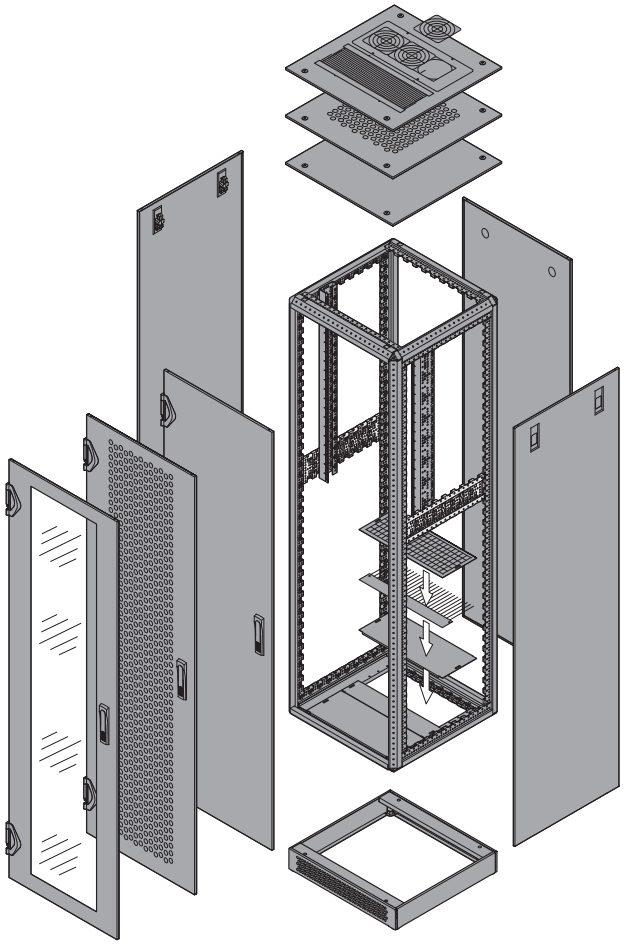

01004077

Example configuration (here: row 12)

Qty	Description	Order no.
1	Frame heavy duty, St profile, with strengthening brackets, height 2000 mm, width 600 mm, depth 800 mm, 1 piece	20130-630/05
1	Side panel, screw fixed, RAL 7021, PU 2 pieces	21130-011/05
1	Rear panel, screw-fixed, RAL 7021, 1 piece	21130-069/05
1	Steel door with 3-point locking, RAL 7021, IP 55, 1 piece	21130-159/05
1	Base/plinth, 1 piece	23130-455/05
..	.....	.....

	Page
Seismic IP 20	
Frames, side-by-side mounting kits, base/plinth	1.98
Side panels, rear panels, doors, top covers	1.99
Base plates, brush strips, filter inserts	1.100
Connecting plates for short doors/rear panels	1.101
Seismic IP 55	
Frames, gasketing kits, side-by-side mounting kits, base/plinth	1.102
Side panels, rear panels, doors, top covers	1.103
Base plates, gasketing	1.104
Connecting plates for short doors/rear panels	1.105
Seismic EMC	
Frames, gasketing kits, side-by-side mounting kits, base/plinth	1.106
Side panels, rear panels, doors, top covers	1.107
Base plates	1.108
Connecting plates for short doors/rear panels	1.109
Interior configuration	
Swing frames	1.110
19" panel/slide mounts	1.111
Mounting plates, stationary shelves, 75 kg	1.112
Telescopic shelves, 70 kg	1.113
19" shelves 1 U, stationary 75 kg, telescopic 30 kg	1.114
19" telescopic shelves, 2 U, 70 kg	1.115
Slide rails, depth members	1.116
Cable ductings	1.117
Cable ties, Velcro	1.118
ServicePLUS: solution - project examples	1.119

Cabinets – VARISTAR Seismic ServicePLUS

Seismic IP 20 Frames, side-by-side mounting kits, base/plinth

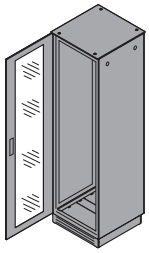

Completely in RAL 7021 (black grey)

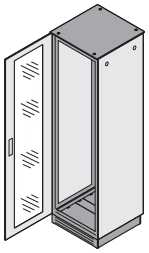

Colour combination RAL 7035 (light grey)/ RAL 7021 (black grey)

Seismic frame Heavy-Duty 800 kg

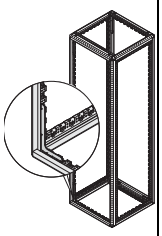

01009060

St, 1.5 mm, zinc-plated, with 8 reinforcing brackets, central GND/earthing point, static load-carrying capacity 800 kg

Side-by-side mounting kit IP 20

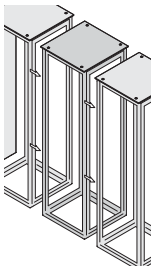

01004117

side-by-side mounting bracket (4 pieces), St; RAL 7021, not in combination with decorative frame

Base/plinth

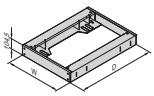

01009062

2 support profiles, St, 4 mm, lateral; 2 trims, St, 4 mm, front/ rear; height 104.5 mm; static load-carrying capacity 1000 kg

No.	Cabinet dimensions Height U	Height mm	Width mm	Depth mm	1 piece assembled	PU 1 kit supplied loose	1 piece assembled
	Completely in RAL 7021				RAL 7021		RAL 7021
1	29	1400	600	600	20130-617	23130-061	23130-454
2	29	1400	600	800	20130-618		23130-455
3	33	1600	600	600	20130-621	23130-061	23130-454
4	33	1600	600	800	20130-622		23130-455
5	33	1600	800	600	20130-623	23130-061	23130-456
6	33	1600	800	800	20130-624		23130-457
7	38	1800	600	600	20130-625	23130-061	23130-454
8	38	1800	600	800	20130-626		23130-455
9	38	1800	800	600	20130-627	23130-061	23130-456
10	38	1800	800	800	20130-628		23130-457
11	42	2000	600	600	20130-629	23130-061	23130-454
12	42	2000	600	800	20130-630		23130-455
13	42	2000	800	600	20130-631	23130-061	23130-456
14	42	2000	800	800	20130-632		23130-457
15	47	2200	600	600	20130-633	23130-061	23130-454
16	47	2200	600	800	20130-634		23130-455
17	47	2200	800	800	20130-636	23130-061	23130-457
	Colour combinations				RAL 7021		RAL 7021
18	29	1400	600	600	20130-617	23130-061	23130-454
19	29	1400	600	800	20130-618		23130-455
20	33	1600	600	600	20130-621	23130-061	23130-454
21	33	1600	600	800	20130-622		23130-455
22	33	1600	800	600	20130-623	23130-061	23130-456
23	33	1600	800	800	20130-624		23130-457
24	38	1800	600	600	20130-625	23130-061	23130-454
25	38	1800	600	800	20130-626		23130-455
26	38	1800	800	600	20130-627	23130-061	23130-456
27	38	1800	800	800	20130-628		23130-457
28	42	2000	600	600	20130-629	23130-061	23130-454
29	42	2000	600	800	20130-630		23130-455
30	42	2000	800	600	20130-631	23130-061	23130-456
31	42	2000	800	800	20130-632		23130-457
32	47	2200	600	600	20130-633	23130-061	23130-454
33	47	2200	600	800	20130-634		23130-455
34	47	2200	800	800	20130-636	23130-061	23130-457

Further dimensions and configurations online at www.schroff.biz/conf

Cabinets – VARISTAR Seismic ServicePLUS

Seismic IP 20 Side panels, rear panels, doors, top covers

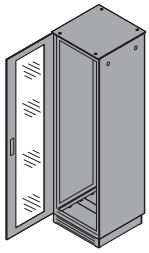

Completely in RAL 7021 (black grey)

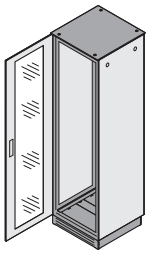

Colour combination RAL 7035 (light grey)/ RAL 7021 (black grey)

No.	Cabinet dimensions Height U	Height mm	Width mm	Depth mm	Screw-fixed side panel	Screw-fixed rear panel	Steel door 3-point locking	DIN profile half cylinder	Plain flush top cover: Flat top cover	Plain flush top cover: Lifting eye
					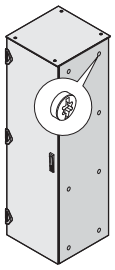 01004083 St, 1 mm, incl. GND/earthing	 01004085 St, 1 mm, incl. GND/earthing	 01008085 St, 1.5 mm, opening angle 180°, inner side with mounting frame, lever handle with built-in push button, incl. GND/ earthing	 01004148 for lever handle, common locking	 01004096 St, 1.5 mm, incl. GND/earthing	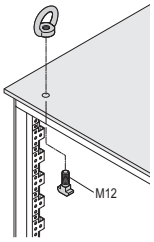 01004100 for top cover, applications and load in accordance with DIN 582
					PU 2 pieces assembled	1 piece assembled	1 piece assembled	1 piece assembled	1 piece assembled	PU 4 pieces assembled
Completely in RAL 7021					RAL 7021		RAL 7021			RAL 7021
1	29	1400	600	600	21130-003	21130-063	21130-153	25127-995	21130-242	23130-072
2	29	1400	600	800	21130-004				21130-243	
3	33	1600	600	600	21130-005	21130-065	21130-155	25127-995	21130-242	23130-072
4	33	1600	600	800	21130-006				21130-243	
5	33	1600	800	600	21130-005	21130-066	21130-156	25127-995	21130-246	23130-072
6	33	1600	800	800	21130-006				21130-247	
7	38	1800	600	600	21130-007	21130-067	21130-157	25127-995	21130-242	23130-072
8	38	1800	600	800	21130-008				21130-243	
9	38	1800	800	600	21130-007	21130-068	21130-158	25127-995	21130-246	23130-072
10	38	1800	800	800	21130-008				21130-247	
11	42	2000	600	600	21130-010	21130-069	21130-159	25127-995	21130-242	23130-072
12	42	2000	600	800	21130-011				21130-243	
13	42	2000	800	600	21130-010	21130-070	21130-160	25127-995	21130-246	23130-072
14	42	2000	800	800	21130-011				21130-247	
15	47	2200	600	600	21130-015	21130-071	21130-161	25127-995	21130-242	23130-072
16	47	2200	600	800	21130-016				21130-243	
17	47	2200	800	800	21130-016	21130-072	21130-162	25127-995	21130-247	23130-072
Colour combinations					RAL 7035	RAL 7035	RAL 7035		RAL 7021	
18	29	1400	600	600	22130-003	22130-063	22130-153	25127-995	21130-242	23130-072
19	29	1400	600	800	22130-004				21130-243	
20	33	1600	600	600	22130-005	22130-065	22130-155	25127-995	21130-242	23130-072
21	33	1600	600	800	22130-006				21130-243	
22	33	1600	800	600	22130-005	22130-066	22130-156	25127-995	21130-246	23130-072
23	33	1600	800	800	22130-006				21130-247	
24	38	1800	600	600	22130-007	22130-067	22130-157	25127-995	21130-242	23130-072
25	38	1800	600	800	22130-008				21130-243	
26	38	1800	800	600	22130-007	22130-068	22130-158	25127-995	21130-246	23130-072
27	38	1800	800	800	22130-008				21130-247	
28	42	2000	600	600	22130-010	22130-069	22130-159	25127-995	21130-242	23130-072
29	42	2000	600	800	22130-011				21130-243	
30	42	2000	800	600	22130-010	22130-070	22130-160	25127-995	21130-246	23130-072
31	42	2000	800	800	22130-011				21130-247	
32	47	2200	600	600	22130-015	22130-071	22130-161	25127-995	21130-242	23130-072
33	47	2200	600	800	22130-016				21130-243	
34	47	2200	800	800	22130-016	22130-072	22130-162	25127-995	21130-247	23130-072

Cabinets – VARISTAR Seismic ServicePLUS

Seismic IP 20 Base plates, brush strips, filter inserts

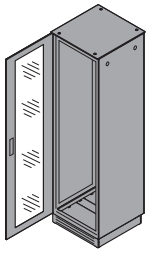

Completely in RAL 7021 (black grey)

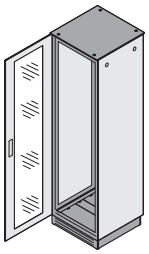

Colour combination RAL 7035 (light grey)/ RAL 7021 (black grey)

	Cabinet dimensions				Base plate			
					Base plate, multi-piece	Brush strip	Dust filter set	Cover plate
					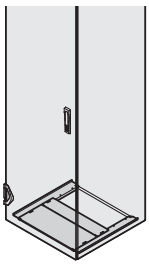	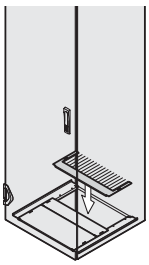	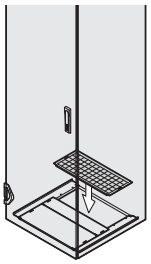	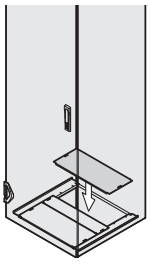
					01004104	01004105	01004059	01004106
					St, 1.5 mm, multi-piece, opening to rear 200 mm deep (no rear opening with 300 mm cabinet depth), incl. GND/ earthing ; Dimension drawings see page 1.9	nylon, black	filter mat, white, class M1, in accordance with EN 799-G3	St, 1.5 mm, please order gasket IP55 separately
No.	Height U	Height mm	Width mm	Depth mm	1 piece assembled	1 piece assembled	1 piece assembled	1 piece assembled
Completely in RAL 7021					RAL 7021	RAL 7021		RAL 7021
1	29	1400	600	600	23130-001	23130-074	23130-075	23130-076
2	29	1400	600	800	23130-002			
3	33	1600	600	600	23130-001	23130-074	23130-075	23130-076
4	33	1600	600	800	23130-002			
5	33	1600	800	600	23130-005	23130-034	23130-035	23130-036
6	33	1600	800	800	23130-006			
7	38	1800	600	600	23130-001	23130-074	23130-075	23130-076
8	38	1800	600	800	23130-002			
9	38	1800	800	600	23130-005	23130-034	23130-035	23130-036
10	38	1800	800	800	23130-006			
11	42	2000	600	600	23130-001	23130-074	23130-075	23130-076
12	42	2000	600	800	23130-002			
13	42	2000	800	600	23130-005	23130-034	23130-035	23130-036
14	42	2000	800	800	23130-006			
15	47	2200	600	600	23130-001	23130-074	23130-075	23130-076
16	47	2200	600	800	23130-002			
17	47	2200	800	800	23130-006	23130-034	23130-035	23130-036
Colour combinations					RAL 7021	RAL 7021		RAL 7021
18	29	1400	600	600	23130-001	23130-074	23130-075	23130-076
19	29	1400	600	800	23130-002			
20	33	1600	600	600	23130-001	23130-074	23130-075	23130-076
21	33	1600	600	800	23130-002			
22	33	1600	800	600	23130-005	23130-034	23130-035	23130-036
23	33	1600	800	800	23130-006			
24	38	1800	600	600	23130-001	23130-074	23130-075	23130-076
25	38	1800	600	800	23130-002			
26	38	1800	800	600	23130-005	23130-034	23130-035	23130-036
27	38	1800	800	800	23130-006			
28	42	2000	600	600	23130-001	23130-074	23130-075	23130-076
29	42	2000	600	800	23130-002			
30	42	2000	800	600	23130-005	23130-034	23130-035	23130-036
31	42	2000	800	800	23130-006			
32	47	2200	600	600	23130-001	23130-074	23130-075	23130-076
33	47	2200	600	800	23130-002			
34	47	2200	800	800	23130-006	23130-034	23130-035	23130-036

Cabinets – VARISTAR Seismic ServicePLUS

Seismic IP 20 Connecting plates for short doors/rear panels

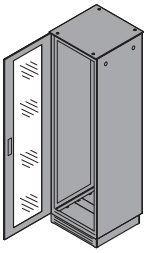

Completely in RAL 7021 (black grey)

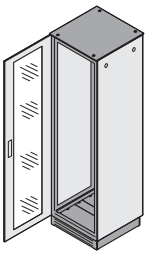

Colour combination RAL 7035 (light grey)/ RAL 7021 (black grey)

Height mm	Width mm	Dimensioning connecting plate door/rear panel	Connecting plate for door and rear panel: Plain	Connecting plate for door and rear panel: With brush strip	Connecting plate for door and rear panel: Assembly kit	Other VARISTAR interior mounting parts
		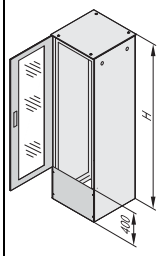 01005071	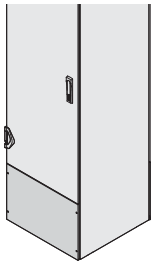 01005063	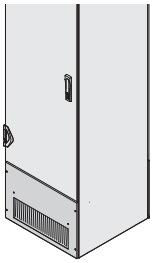 01005069		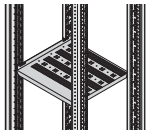 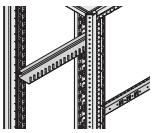
		door and rear panel must be selected 400 mm shorter than the cabinet height; cannot be used with double door	St, 1 mm, assembly also possible at top, height 400 mm, please order assembly kit separately in conjunction with rear panel	St, 1 mm, assembly also possible at top, height 400 mm, please order assembly kit separately in conjunction with rear panel	only required if rear panel is assembled above the connecting plate	e.g. stationary shelves, 19" shelves, slide rails, cable ducting
			1 piece assembled	1 piece assembled	PU 1 kit assembled	
Completely in RAL 7021			RAL 7021	RAL 7021		
400	600		21130-472	21130-478	23130-164	from page 1.110
400	800		21130-473	21130-479	23130-164	
Colour combinations			RAL 7035	RAL 7035		
400	600		22130-472	22130-478	23130-164	from page 1.110
400	800		22130-473	22130-479	23130-164	

Cabinets – VARISTAR Seismic ServicePLUS

Seismic IP 55 Frames, gasketing kits, side-by-side mounting kits, base/plinth

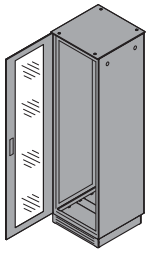

Completely in RAL 7021 (black grey)

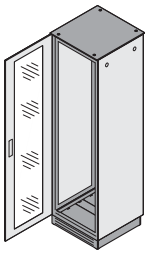

Colour combination RAL 7035 (light grey)/ RAL 7021 (black grey)

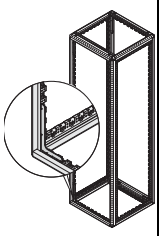

01009060

Seismic frame Heavy-Duty 800 kg

St, 1.5 mm, zinc-plated, with 8 strengthening brackets, central GND/earthing point, static load-carrying capacity 800 kg

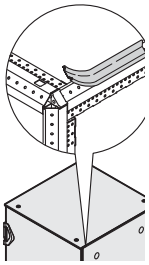

01004157

Gasketing kit IP 55

seals are glued to the frame, so that all cladding parts conform to protection type IP 55

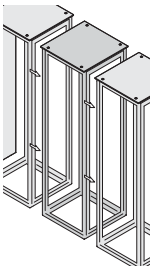

01004117

Side-by-side mounting kit IP 55 (with gasket)

side-by-side mounting bracket (4 pieces), St, RAL 7021, incl. gasket to cover the gap between two racks; not in combination with decorative frame

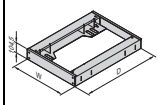

01009062

Base/plinth

2 support profiles, St, 4 mm, lateral; 2 trims, St, 4 mm, front/ rear; height 104.5 mm; static load-carrying capacity 1000 kg

No.	Cabinet dimensions Height U	Height mm	Width mm	Depth mm	Seismic frame Heavy-Duty 800 kg 1 piece assembled	Gasketing kit IP 55 PU 1 kit assembled	Side-by-side mounting kit IP 55 (with gasket) PU 1 kit supplied loose	Base/plinth 1 piece assembled
Completely in RAL 7021					RAL 7021			RAL 7021
1	29	1400	600	600	20130-617	23130-064	23130-062	23130-454
2	29	1400	600	800	20130-618			23130-455
3	33	1600	600	600	20130-621	23130-064	23130-062	23130-454
4	33	1600	600	800	20130-622			23130-455
5	33	1600	800	600	20130-623	23130-064	23130-062	23130-456
6	33	1600	800	800	20130-624			23130-457
7	38	1800	600	600	20130-625	23130-064	23130-062	23130-454
8	38	1800	600	800	20130-626			23130-455
9	38	1800	800	600	20130-627	23130-064	23130-062	23130-456
10	38	1800	800	800	20130-628			23130-457
11	42	2000	600	600	20130-629	23130-064	23130-062	23130-454
12	42	2000	600	800	20130-630			23130-455
13	42	2000	800	600	20130-631	23130-064	23130-062	23130-456
14	42	2000	800	800	20130-632			23130-457
15	47	2200	600	600	20130-633	23130-064	23130-062	23130-454
16	47	2200	600	800	20130-634			23130-455
17	47	2200	800	800	20130-636	23130-064	23130-062	23130-457
Colour combinations					RAL 7021			RAL 7021
18	29	1400	600	600	20130-617	23130-064	23130-062	23130-454
19	29	1400	600	800	20130-618			23130-455
20	33	1600	600	600	20130-621	23130-064	23130-062	23130-454
21	33	1600	600	800	20130-622			23130-455
22	33	1600	800	600	20130-623	23130-064	23130-062	23130-456
23	33	1600	800	800	20130-624			23130-457
24	38	1800	600	600	20130-625	23130-064	23130-062	23130-454
25	38	1800	600	800	20130-626			23130-455
26	38	1800	800	600	20130-627	23130-064	23130-062	23130-456
27	38	1800	800	800	20130-628			23130-457
28	42	2000	600	600	20130-629	23130-064	23130-062	23130-454
29	42	2000	600	800	20130-630			23130-455
30	42	2000	800	600	20130-631	23130-064	23130-062	23130-456
31	42	2000	800	800	20130-632			23130-457
32	47	2200	600	600	20130-633	23130-064	23130-062	23130-454
33	47	2200	600	800	20130-634			23130-455
34	47	2200	800	800	20130-636	23130-064	23130-062	23130-457

Further dimensions and configurations online at www.schroff.biz/conf

Cabinets – VARISTAR Seismic ServicePLUS

Seismic IP 55 Side panels, rear panels, doors, top covers

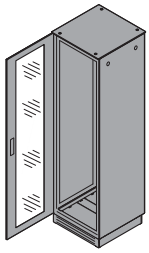

Completely in RAL 7021 (black grey)

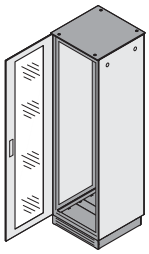

Colour combination RAL 7035 (light grey)/ RAL 7021 (black grey)

No.	Cabinet dimensions Height U	Height mm	Width mm	Depth mm	Screw-fixed side panel	Screw-fixed rear panel	Steel door 3-point locking	DIN profile half cylinder	Plain flush top cover: Flat top cover	Plain flush top cover: Lifting eye
					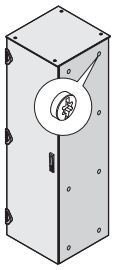 01004083	 01004085	 01008085	 01004148	 01004096	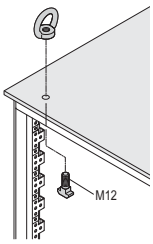 01004100
					St, 1 mm, incl. GND/earthing	St, 1 mm, incl. GND/earthing	St, 1.5 mm, opening angle 180°, inner side with mounting frame, lever handle with built-in push button, incl. GND/ earthing	for lever handle, common locking	St, 1.5 mm, incl. GND/earthing	for top cover, applications and load in accordance with DIN 582
					PU 2 pieces assembled	1 piece assembled	1 piece assembled	1 piece assembled	1 piece assembled	PU 4 pieces assembled
Completely in RAL 7021					RAL 7021		RAL 7021			RAL 7021
1	29	1400	600	600	21130-003	21130-063	21130-153	25127-995	21130-242	23130-072
2	29	1400	600	800	21130-004				21130-243	
3	33	1600	600	600	21130-005	21130-065	21130-155	25127-995	21130-242	23130-072
4	33	1600	600	800	21130-006				21130-243	
5	33	1600	800	600	21130-005	21130-066	21130-156	25127-995	21130-246	23130-072
6	33	1600	800	800	21130-006				21130-247	
7	38	1800	600	600	21130-007	21130-067	21130-157	25127-995	21130-242	23130-072
8	38	1800	600	800	21130-008				21130-243	
9	38	1800	800	600	21130-007	21130-068	21130-158	25127-995	21130-246	23130-072
10	38	1800	800	800	21130-008				21130-247	
11	42	2000	600	600	21130-010	21130-069	21130-159	25127-995	21130-242	23130-072
12	42	2000	600	800	21130-011				21130-243	
13	42	2000	800	600	21130-010	21130-070	21130-160	25127-995	21130-246	23130-072
14	42	2000	800	800	21130-011				21130-247	
15	47	2200	600	600	21130-015	21130-071	21130-161	25127-995	21130-242	23130-072
16	47	2200	600	800	21130-016				21130-243	
17	47	2200	800	800	21130-016	21130-072	21130-162	25127-995	21130-247	23130-072
Colour combinations					RAL 7035	RAL 7035	RAL 7035		RAL 7021	
18	29	1400	600	600	22130-003	22130-063	22130-153	25127-995	21130-242	23130-072
19	29	1400	600	800	22130-004				21130-243	
20	33	1600	600	600	22130-005	22130-065	22130-155	25127-995	21130-242	23130-072
21	33	1600	600	800	22130-006				21130-243	
22	33	1600	800	600	22130-005	22130-066	22130-156	25127-995	21130-246	23130-072
23	33	1600	800	800	22130-006				21130-247	
24	38	1800	600	600	22130-007	22130-067	22130-157	25127-995	21130-242	23130-072
25	38	1800	600	800	22130-008				21130-243	
26	38	1800	800	600	22130-007	22130-068	22130-158	25127-995	21130-246	23130-072
27	38	1800	800	800	22130-008				21130-247	
28	42	2000	600	600	22130-010	22130-069	22130-159	25127-995	21130-242	23130-072
29	42	2000	600	800	22130-011				21130-243	
30	42	2000	800	600	22130-010	22130-070	22130-160	25127-995	21130-246	23130-072
31	42	2000	800	800	22130-011				21130-247	
32	47	2200	600	600	22130-015	22130-071	22130-161	25127-995	21130-242	23130-072
33	47	2200	600	800	22130-016				21130-243	
34	47	2200	800	800	22130-016	22130-072	22130-162	25127-995	21130-247	23130-072

Cabinets – VARISTAR Seismic ServicePLUS

Seismic IP 55 Base plates, gasketing

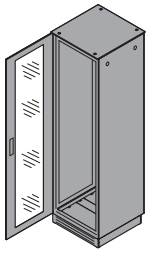

Completely in RAL 7021 (black grey)

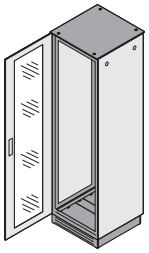

Colour combination RAL 7035 (light grey)/ RAL 7021 (black grey)

	Cabinet dimensions				Base plate			Base plate, one-piece, EMC, IP 55
					Base plate, multi-piece	Cover plate	IP 55 gasket	
					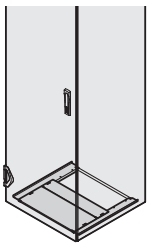	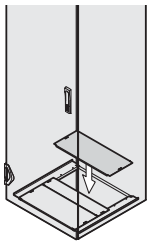		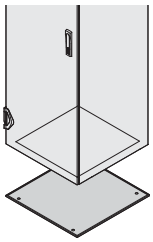
					01004104	01004106	01004073	01004051
					St, 1.5 mm, multi-piece, opening to rear 200 mm deep (no rear opening with 300 mm cabinet depth), incl. GND/ earthing ; Dimension drawings see page 1.9	St, 1.5 mm, please order IP55 gasket separately	for base plate with cover	AlZn, 1.5 mm, incl. GND/ earthing, assembly from outside
No.	Height U	Height mm	Width mm	Depth mm	1 piece assembled	1 piece assembled	1 piece assembled	1 piece assembled
Completely in RAL 7021					RAL 7021	RAL 7021		AlZn
1	29	1400	600	600	23130-001	23130-076	23130-073	21130-281
2	29	1400	600	800	23130-002			21130-282
3	33	1600	600	600	23130-001	23130-076	23130-073	21130-281
4	33	1600	600	800	23130-002			21130-282
5	33	1600	800	600	23130-005	23130-036	23130-073	21130-283
6	33	1600	800	800	23130-006			21130-284
7	38	1800	600	600	23130-001	23130-076	23130-073	21130-281
8	38	1800	600	800	23130-002			21130-282
9	38	1800	800	600	23130-005	23130-036	23130-073	21130-283
10	38	1800	800	800	23130-006			21130-284
11	42	2000	600	600	23130-001	23130-076	23130-073	21130-281
12	42	2000	600	800	23130-002			21130-282
13	42	2000	800	600	23130-005	23130-036	23130-073	21130-283
14	42	2000	800	800	23130-006			21130-284
15	47	2200	600	600	23130-001	23130-076	23130-073	21130-281
16	47	2200	600	800	23130-002			21130-282
17	47	2200	800	800	23130-006	23130-036	23130-073	21130-284
Colour combinations					RAL 7021	RAL 7021		AlZn
18	29	1400	600	600	23130-001	23130-076	23130-073	21130-281
19	29	1400	600	800	23130-002			21130-282
20	33	1600	600	600	23130-001	23130-076	23130-073	21130-281
21	33	1600	600	800	23130-002			21130-282
22	33	1600	800	600	23130-005	23130-036	23130-073	21130-283
23	33	1600	800	800	23130-006			21130-284
24	38	1800	600	600	23130-001	23130-076	23130-073	21130-281
25	38	1800	600	800	23130-002			21130-282
26	38	1800	800	600	23130-005	23130-036	23130-073	21130-283
27	38	1800	800	800	23130-006			21130-284
28	42	2000	600	600	23130-001	23130-076	23130-073	21130-281
29	42	2000	600	800	23130-002			21130-282
30	42	2000	800	600	23130-005	23130-036	23130-073	21130-283
31	42	2000	800	800	23130-006			21130-284
32	47	2200	600	600	23130-001	23130-076	23130-073	21130-281
33	47	2200	600	800	23130-002			21130-282
34	47	2200	800	800	23130-006	23130-036	23130-073	21130-284

Cabinets – VARISTAR Seismic ServicePLUS

Seismic IP 55 Connecting plates for short doors/rear panels

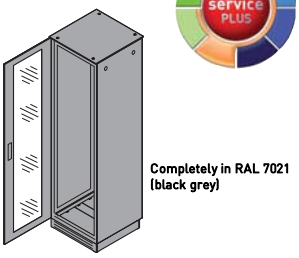

Completely in RAL 7021 (black grey)

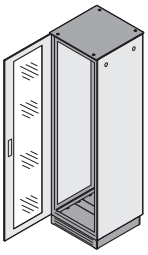

Colour combination RAL 7035 (light grey)/ RAL 7021 (black grey)

Dimensioning connecting plate door/rear panel

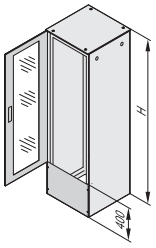

01005071

door and rear panel must be selected 400 mm shorter than the cabinet height; cannot be used with double door

Connecting plate

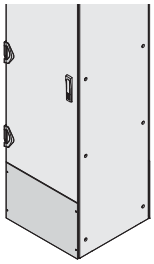

01005072

St, 1 mm, can also be fitted in upper part, height 400 mm, with assembly kit

Other VARISTAR interior mounting parts

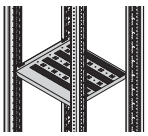



e.g. stationary shelves, 19" shelves, slide rails, cable ducting

Height mm	Width mm		1 piece assembled	
Completely in RAL 7021			**RAL 7021**	
400	600		21130-504	from page 1.110
400	800		21130-505	
Colour combinations			**RAL 7035**	
400	600		22130-504	from page 1.110
400	800		22130-505	

Cabinets – VARISTAR Seismic ServicePLUS

Seismic EMC Frames, gasketing kits, side-by-side mounting kits, base/plinth

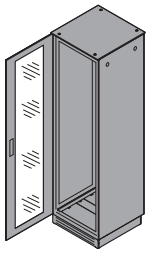

Completely in RAL 7021 (black grey)

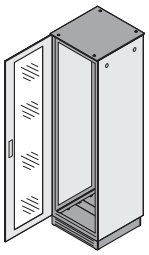

Colour combination RAL 7035 (light grey)/ RAL 7021 (black grey)

No.	Cabinet dimensions Height U	Height mm	Width mm	Depth mm	Seismic frame Heavy-Duty 800 kg 1 piece assembled	EMC gasketing kit PU 1 kit assembled	Side-by-side mounting kit EMC PU 1 kit supplied loose	Base/plinth 1 piece assembled
					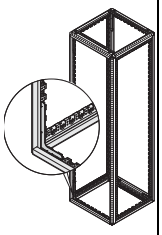 01009060 St, 1.5 mm, zinc-plated, with 8 strengthening brackets, central GND/earthing point, static load-carrying capacity 800 kg	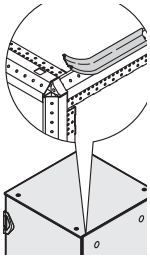 01004157 gaskets are glued to the frame, thus all the following cover parts are conductively linked	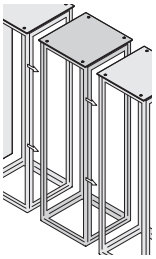 01004120 side-by-side mounting brackets (4 pieces), St	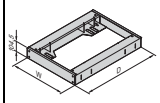 01009062 2 support profiles, St, 4 mm, lateral; 2 trims, St, 4 mm, front/ rear; height 104.5 mm; static load-carrying capacity 1000 kg
Completely in RAL 7021					**RAL 7021**		**RAL 7021**	**RAL 7021**
1	29	1400	600	600	20130-617	23130-065	23130-063	23130-454
2	29	1400	600	800	20130-618			23130-455
3	33	1600	600	600	20130-621	23130-065	23130-063	23130-454
4	33	1600	600	800	20130-622			23130-455
5	33	1600	800	600	20130-623	23130-065	23130-063	23130-456
6	33	1600	800	800	20130-624			23130-457
7	38	1800	600	600	20130-625	23130-065	23130-063	23130-454
8	38	1800	600	800	20130-626			23130-455
9	38	1800	800	600	20130-627	23130-065	23130-063	23130-456
10	38	1800	800	800	20130-628			23130-457
11	42	2000	600	600	20130-629	23130-065	23130-063	23130-454
12	42	2000	600	800	20130-630			23130-455
13	42	2000	800	600	20130-631	23130-065	23130-063	23130-456
14	42	2000	800	800	20130-632			23130-457
15	47	2200	600	600	20130-633	23130-065	23130-063	23130-454
16	47	2200	600	800	20130-634			23130-455
17	47	2200	800	800	20130-636	23130-065	23130-063	23130-457
Colour combinations					**RAL 7021**			**RAL 7021**
18	29	1400	600	600	20130-617	23130-065	23130-063	23130-454
19	29	1400	600	800	20130-618			23130-455
20	33	1600	600	600	20130-621	23130-065	23130-063	23130-454
21	33	1600	600	800	20130-622			23130-455
22	33	1600	800	600	20130-623	23130-065	23130-063	23130-456
23	33	1600	800	800	20130-624			23130-457
24	38	1800	600	600	20130-625	23130-065	23130-063	23130-454
25	38	1800	600	800	20130-626			23130-455
26	38	1800	800	600	20130-627	23130-065	23130-063	23130-456
27	38	1800	800	800	20130-628			23130-457
28	42	2000	600	600	20130-629	23130-065	23130-063	23130-454
29	42	2000	600	800	20130-630			23130-455
30	42	2000	800	600	20130-631	23130-065	23130-063	23130-456
31	42	2000	800	800	20130-632			23130-457
32	47	2200	600	600	20130-633	23130-065	23130-063	23130-454
33	47	2200	600	800	20130-634			23130-455
34	47	2200	800	800	20130-636	23130-065	23130-063	23130-457

Further dimensions and configurations online at www.schroff.biz/conf

Cabinets – VARISTAR Seismic ServicePLUS

Seismic EMC Side panels, rear panels, doors, top covers

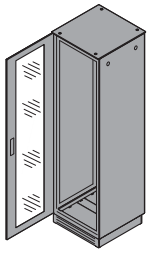

Completely in RAL 7021 (black grey)

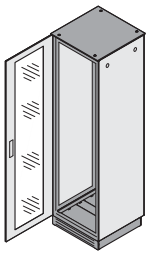

Colour combination RAL 7035 (light grey)/ RAL 7021 (black grey)

	Cabinet dimensions				Side panel, screw fixed, EMC, IP 55	Rear panel, screw fixed, EMC, IP 55	Steel door, 4-point locking			Flat top cover	
							Plain, EMC, IP 55	Perforated, EMC	DIN profile half cylinder	EMC, IP 55	Lifting eye
					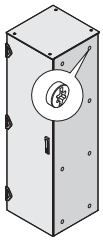					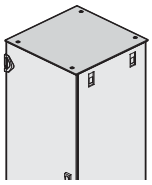	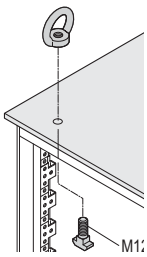
					01004083	01004085	01004092	01004093	01004148	01004096	01004090
					St, 1 mm, painted outside, AlZn inside, incl. GND/ earthing	St, 1 mm, painted outside, AlZn inside, incl. GND/ earthing	St, 1.5 mm, painted outside, interior AlZn, opening angle 180°, lever handle with push button, incl. GND/earthing	St, 1.5 mm, painted outside, interior AlZn, opening angle 180°, lever handle with push button, incl. GND/earthing	for lever handle, common locking	St, 1.5 mm, exterior painted, interior AlZn, incl. GND/ earthing	for top cover, applications and load in accordance with DIN 582
No.	Height U	Height mm	Width mm	Depth mm	PU 2 pieces assembled	1 piece assembled	1 piece assembled	1 piece assembled	1 piece assembled	1 piece assembled	PU 4 pieces assembled
Completely in RAL 7021					RAL 7021	RAL 7021	RAL 7021	RAL 7021		RAL 7021	
1	29	1400	600	600	21130-023	21130-078	21130-168	21130-198	25127-995	21130-272	23130-072
2	29	1400	600	800	21130-024					21130-273	
3	33	1600	600	600	21130-025	21130-080	21130-170	21130-200	25127-995	21130-272	23130-072
4	33	1600	600	800	21130-026					21130-273	
5	33	1600	800	600	21130-025	21130-081	21130-171	21130-201	25127-995	21130-276	23130-072
6	33	1600	800	800	21130-026					21130-277	
7	38	1800	600	600	21130-027	21130-082	21130-172	21130-202	25127-995	21130-272	23130-072
8	38	1800	600	800	21130-028					21130-273	
9	38	1800	800	600	21130-027	21130-083	21130-173	21130-203	25127-995	21130-276	23130-072
10	38	1800	800	800	21130-028					21130-277	
11	42	2000	600	600	21130-030	21130-084	21130-174	21130-204	25127-995	21130-272	23130-072
12	42	2000	600	800	21130-031					21130-273	
13	42	2000	800	600	21130-030	21130-085	21130-175	21130-205	25127-995	21130-276	23130-072
14	42	2000	800	800	21130-031					21130-277	
15	47	2200	600	600	21130-035	21130-086	21130-176	21130-206	25127-995	21130-272	23130-072
16	47	2200	600	800	21130-036					21130-273	
17	47	2200	800	800	21130-036	21130-087	21130-177	21130-207	25127-995	21130-277	23130-072
Colour combinations					RAL 7035	RAL 7035		RAL 7035		RAL 7021	
18	29	1400	600	600	22130-023	22130-078	22130-168	21130-198	25127-995	21130-272	23130-072
19	29	1400	600	800	22130-024					21130-273	
20	33	1600	600	600	22130-025	22130-080	22130-170	21130-200	25127-995	21130-272	23130-072
21	33	1600	600	800	22130-026					21130-273	
22	33	1600	800	600	22130-025	22130-081	22130-171	21130-201	25127-995	21130-276	23130-072
23	33	1600	800	800	22130-026					21130-277	
24	38	1800	600	600	22130-027	22130-082	22130-172	21130-202	25127-995	21130-272	23130-072
25	38	1800	600	800	22130-028					21130-273	
26	38	1800	800	600	22130-027	22130-083	22130-173	21130-203	25127-995	21130-276	23130-072
27	38	1800	800	800	22130-028					21130-277	
28	42	2000	600	600	22130-030	22130-084	22130-174	21130-204	25127-995	21130-272	23130-072
29	42	2000	600	800	22130-031					21130-273	
30	42	2000	800	600	22130-030	22130-085	22130-175	21130-205	25127-995	21130-276	23130-072
31	42	2000	800	800	22130-031					21130-277	
32	47	2200	600	600	22130-035	22130-086	22130-176	21130-206	25127-995	21130-272	23130-072
33	47	2200	600	800	22130-036					21130-273	
34	47	2200	800	800	22130-036	22130-087	22130-177	21130-207	25127-995	21130-277	23130-072

Cabinets – VARISTAR Seismic ServicePLUS

Seismic EMC Base plates

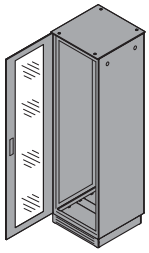

Completely in RAL 7021 (black grey)

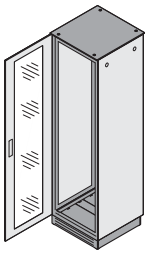

Colour combination RAL 7035 (light grey)/ RAL 7021 (black grey)

	Cabinet dimensions				Base plates		
					one-piece, EMC, IP 55	with cable ducting, EMC	perforated, with cable ducting, EMC
							
					01004051	01004108	01008051
					AlZn, 1.5 mm, incl. GND/ earthing, assembly from outside	AlZn, 1.5 mm, rear opening 60 mm deep, incl. GND/ earthing, assembly from outside	AlZn, 1.5 mm, incl. GND/ earthing; opening at rear for cabinet width of 600 mm: 359 x 60 mm, for cabinet width of 800 mm: 559 x 60 mm
					1 piece assembled	1 piece assembled	1 piece assembled
No.	Height U	Height mm	Width mm	Depth mm			
Completely in RAL 7021					AlZn	AlZn	AlZn
1	29	1400	600	600	21130-281	21130-291	23130-400
2	29	1400	600	800	21130-282	21130-292	23130-401
3	33	1600	600	600	21130-281	21130-291	23130-400
4	33	1600	600	800	21130-282	21130-292	23130-401
5	33	1600	800	600	21130-283	21130-293	23130-402
6	33	1600	800	800	21130-284	21130-294	23130-403
7	38	1800	600	600	21130-281	21130-291	23130-400
8	38	1800	600	800	21130-282	21130-292	23130-401
9	38	1800	800	600	21130-283	21130-293	23130-402
10	38	1800	800	800	21130-284	21130-294	23130-403
11	42	2000	600	600	21130-281	21130-291	23130-400
12	42	2000	600	800	21130-282	21130-292	23130-401
13	42	2000	800	600	21130-283	21130-293	23130-402
14	42	2000	800	800	21130-284	21130-294	23130-403
15	47	2200	600	600	21130-281	21130-291	23130-400
16	47	2200	600	800	21130-282	21130-292	23130-401
17	47	2200	800	800	21130-284	21130-294	23130-403
Colour combinations					AlZn	AlZn	AlZn
18	29	1400	600	600	21130-281	21130-291	23130-400
19	29	1400	600	800	21130-282	21130-292	23130-401
20	33	1600	600	600	21130-281	21130-291	23130-400
21	33	1600	600	800	21130-282	21130-292	23130-401
22	33	1600	800	600	21130-283	21130-293	23130-402
23	33	1600	800	800	21130-284	21130-294	23130-403
24	38	1800	600	600	21130-281	21130-291	23130-400
25	38	1800	600	800	21130-282	21130-292	23130-401
26	38	1800	800	600	21130-283	21130-293	23130-402
27	38	1800	800	800	21130-284	21130-294	23130-403
28	42	2000	600	600	21130-281	21130-291	23130-400
29	42	2000	600	800	21130-282	21130-292	23130-401
30	42	2000	800	600	21130-283	21130-293	23130-402
31	42	2000	800	800	21130-284	21130-294	23130-403
32	47	2200	600	600	21130-281	21130-291	23130-400
33	47	2200	600	800	21130-282	21130-292	23130-401
34	47	2200	800	800	21130-284	21130-294	23130-403

Cabinets – VARISTAR Seismic ServicePLUS

Seismic EMC Connecting plates for short doors/rear panels

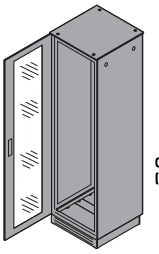

Completely in RAL 7021 (black grey)

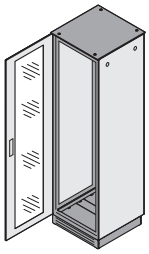

Colour combination RAL 7035 (light grey)/ RAL 7021 (black grey)

No.	Cabinet dimensions Height U	Height mm	Width mm	Depth mm	Dimensioning connecting plate door/rear panel	EMC connecting plate: Flat plate, EMC, IP 55	EMC connecting plate: Shortened plate, EMC, IP 55	Other VARISTAR interior mounting parts
					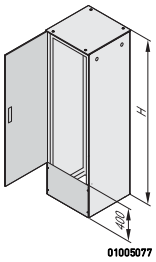 01005077 door and rear panel must be selected 400 mm shorter than cabinet height	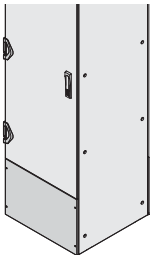 01005075 flat plate, stainless steel, 1 mm, height 400 mm, mounting can be at top or bottom	 01005074 frame, stainless steel, 1 mm, mounting at top or bottom, height 400 mm, plate recessed by 40 mm, stainless steel, 1 mm	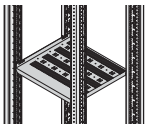  e.g. stationary shelves, 19" shelves, slide rails, cable ducting
	Completely in RAL 7021					RAL 7021	RAL 7021	
		400	600			21130-578	21130-580	from page 1.110
		400	800			21130-579	21130-581	
	Colour combinations					RAL 7035	RAL 7035	
		400	600			22130-578	22130-580	from page 1.110
		400	800			22130-579	22130-581	

Cabinets – VARISTAR Seismic ServicePLUS

Interior mounting Swing frames for cabinet width 600 mm

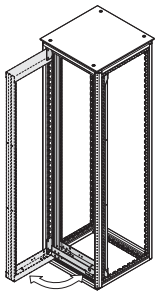

Height U	Usable height U	Width mm	Swing frame  01005070 St, 2 mm, RAL 7021, load-carrying capacity: 150 kg, 120° hinge, square locks incl. 2 keys 1 piece assembled	Stop 120° 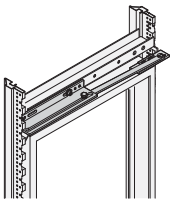 01005061 St; for safety reasons a swing frame stop is recommended PU 1 kit assembled	Safety lock  41001517 for swing frame, instead of square locking, incl. 2 keys 1 piece assembled	Spare key  aza45216 PU 2 pieces supplied loose
partial height	12	600	21130-412	23130-158	60113-267	60220-003
	21	600	21130-413	23130-158	60113-267	60220-003
29	25	600	21130-414	23130-158	60113-267	60220-003
33	30	600	21130-415	23130-158	60113-267	60220-003
38	34	600	21130-416	23130-158	60113-267	60220-003
42	39	600	21130-417	23130-158	60113-267	60220-003
47	43	600	21130-418	23130-158	60113-267	60220-003

Interior mounting Swing frames for cabinet width 800 mm

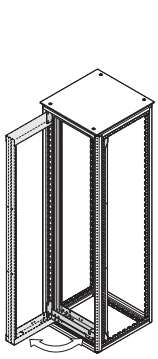

Height U	Usable height U	Width mm	Swing frame  01005070 St, 2 mm, RAL 7021, load-carrying capacity 150 kg, 120° hinge, square locks incl. 2 keys assembled	Stop 120° 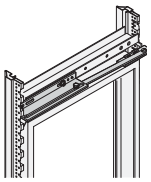 01005061 St; for safety reasons a swing frame stop is recommended PU 1 kit assembled	Swing frame trim Asymmetrical assembly 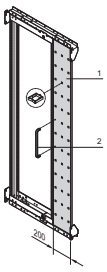 01005058 St, 1.5 mm, RAL 7021, trim (item 1, width 200 mm) incl. handle (item 2) and cut-out for cable eyes 1 piece assembled	Swing frame trim Symmetrical assembly 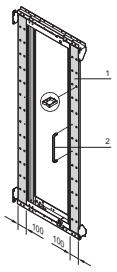 01005057 St, 1.5 mm, RAL 7021, trim (item 1, 2 x width 100 mm) incl. handle (item 2) and cut-out for cable eyes PU 2 pieces assembled	Door opening 160° Hinge 160° is screwed to the swing frame in place of the 120° hinge PU 2 pieces assembled	Door opening 160° Stop 160° 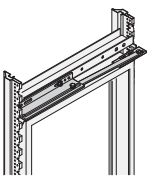 01005061 St, RAL, usable only in connection with 160° hinge, swing frame stop is recommended for safety reasons PU 1 kit assembled	Safety lock  41001517 for swing frame, instead of square lock, incl. 2 keys 1 piece assembled
partial height	12	800	21130-422	23130-158	–	–	23130-160	23130-159	60113-267
partial height	21	800	21130-423	23130-158	21130-432	21130-442	23130-160	23130-159	60113-267
29	25	800	21130-424	23130-158	21130-433	21130-443	23130-160	23130-159	60113-267
33	30	800	21130-425	23130-158	21130-434	21130-444	23130-160	23130-159	60113-267
38	34	800	21130-426	23130-158	21130-435	21130-445	23130-160	23130-159	60113-267
42	39	800	21130-427	23130-158	21130-436	21130-446	23130-160	23130-159	60113-267
47	43	800	21130-428	23130-158	21130-437	21130-447	23130-160	23130-159	60113-267

Cabinets – VARISTAR Seismic ServicePLUS

Interior mounting 19" panel/slide mounts

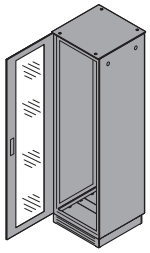

Completely in RAL 7021 (black grey)

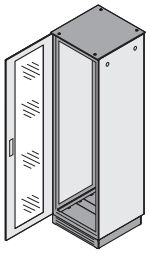

Colour combination RAL 7035 (light grey)/ RAL 7021 (black grey)

Dimension Standard fitting

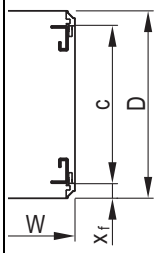

01004146

x_f = distance from front
c = pitch of 19" panel/slide mounts
D = cabinet depth
W = cabinet width

19" panel/slide mounts EIA

Painted RAL 7021 | AlZn

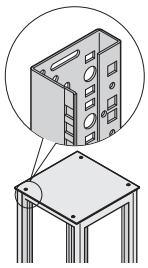

01004112

St, 2 mm; reduced-width adapter bracket required for 800 mm width; depth members are required for partial-height mounting

U height identification for 19" panel/ slide mount

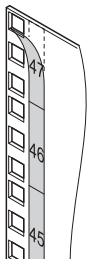

00505050

paper strip, white, serial numbered from 1 ... 47 U

19" assembly kit M6

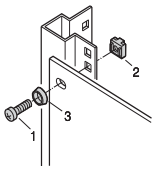

sc128

assembly kit: item 1: screws, item 2: cage nuts, item 3: washers

Adapter bracket for reduced width

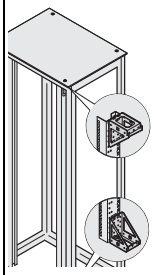

01004128

St, 2 mm, finish AlZn, for fixing the 19" panel/slide mounts in 800 mm wide cabinets

No.	Cabinet dimensions Height U	Height mm	Width mm	Depth mm	x_f mm	c mm	PU 1 pair assembled	PU 1 pair assembled	PU 4 pieces assembled	PU 50 pieces supplied loose	PU 4 pieces assembled
Completely in RAL 7021							RAL 7021	AlZn			AlZn
1	29	1400	600	600	50	500	23130-012	23130-032	25127-997	21101-809	–
2	29	1400	600	800	50	700					
3	33	1600	600	600	50	500	23130-013	23130-033	25127-997	21101-809	–
4	33	1600	600	800	50	700					
5	33	1600	800	600	50	500	23130-013	23130-033	25127-997	21101-809	23130-091
6	33	1600	800	800	150	500					
7	38	1800	600	600	50	500	23130-014	23130-034	25127-997	21101-809	–
8	38	1800	600	800	50	700					
9	38	1800	800	600	50	500	23130-014	23130-034	25127-997	21101-809	23130-091
10	38	1800	800	800	150	500					
11	42	2000	600	600	50	500	23130-015	23130-035	25127-997	21101-809	–
12	42	2000	600	800	50	700					
13	42	2000	800	600	50	500	23130-015	23130-035	25127-997	21101-809	23130-091
14	42	2000	800	800	150	500					
15	47	2200	600	600	50	500	23130-016	23130-036	25127-997	21101-809	–
16	47	2200	600	800	50	700					
17	47	2200	800	800	150	500	23130-016	23130-036	25127-997	21101-809	23130-091
Colour combinations							RAL 7035	AlZn			
18	29	1400	600	600	50	500	23130-022	23130-032	25127-997	21101-809	–
19	29	1400	600	800	50	700					
20	33	1600	600	600	50	500	23130-023	23130-033	25127-997	21101-809	–
21	33	1600	600	800	50	700					
22	33	1600	800	600	50	500	23130-023	23130-033	25127-997	21101-809	23130-091
23	33	1600	800	800	150	500					
24	38	1800	600	600	50	500	23130-024	23130-034	25127-997	21101-809	–
25	38	1800	600	800	50	700					
26	38	1800	800	600	50	500	23130-024	23130-034	25127-997	21101-809	23130-091
27	38	1800	800	800	150	500					
28	42	2000	600	600	50	500	23130-025	23130-035	25127-997	21101-809	–
29	42	2000	600	800	50	700					
30	42	2000	800	600	50	500	23130-025	23130-035	25127-997	21101-809	23130-091
31	42	2000	800	800	150	500					
32	47	2200	600	600	50	500	23130-026	23130-036	25127-997	21101-809	–
33	47	2200	600	800	50	700					
34	47	2200	800	800	150	500	23130-026	23130-036	25127-997	21101-809	23130-091

Cabinets – VARISTAR Seismic ServicePLUS

Interior mounting Mounting plates, stationary shelves, 75 kg

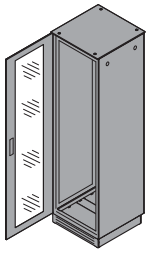

Completely in RAL 7021 (black grey)

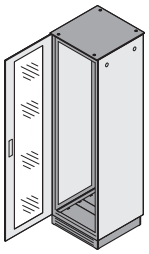

Colour combination RAL 7035 (light grey)/ RAL 7021 (black grey)

	Cabinet dimensions				Mounting plate			Stationary shelf	Stationary shelf	
					Full height	Height 1200 mm	Strengthening brackets	Full depth	Shortened by 100 mm	Depth member, 3 rows
					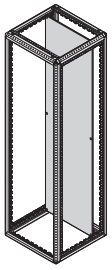 01008052	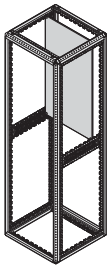 01008053	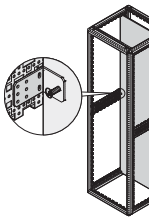 01008080	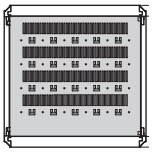 01004142	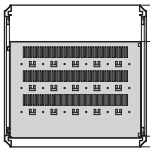 01004142	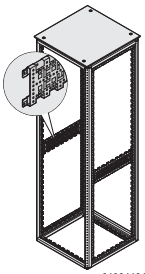 01004126
					St, zinc-plated, 3 mm, static load-carrying capacity up to 450 kg (rear mounted); strengthening bracket increases static load-carrying capacity; please order separately		St profile, increases static load-carrying capacity of mounting plate to 150 kg	St, 1.5 mm, static load-carrying capacity 75 kg, 1 U, incl. GND/ earthing	St, 1.5 mm, static load-carrying cap. 75 kg, 1 U, depth 479 mm, incl. GND/ earthing, for recessed installation order depth members	length 460 mm, St, 1.5 mm, finish AlZn; required for recessed shelf
No.	Height U	mm	Width mm	Depth mm	1 piece assembled	1 piece assembled	PU 2 pieces assembled	1 piece assembled	1 piece assembled	PU 1 pair assembled
Completely in RAL 7021					zinc-plated	zinc-plated	RAL 7021	RAL 7021	RAL 7021	AlZn
1	29	1400	600	600	–	23130-413	23130-418	21130-323	21130-322	23130-081
2	29	1400	600	800				21130-325	21130-324	23130-082
3	33	1600	600	600	–	23130-413	23130-418	21130-323	21130-322	23130-081
4	33	1600	600	800				21130-325	21130-324	23130-082
5	33	1600	800	600	–	23130-414	23130-418	21130-333	21130-332	23130-081
6	33	1600	800	800				21130-335	21130-334	23130-082
7	38	1800	600	600	23130-405	23130-413	23130-418	21130-323	21130-322	23130-081
8	38	1800	600	800				21130-325	21130-324	23130-082
9	38	1800	800	600	23130-406	23130-414	23130-418	21130-333	21130-332	23130-081
10	38	1800	800	800				21130-335	21130-334	23130-082
11	42	2000	600	600	23130-407	23130-413	23130-418	21130-323	21130-322	23130-081
12	42	2000	600	800				21130-325	21130-324	23130-082
13	42	2000	800	600	23130-408	23130-414	23130-418	21130-333	21130-332	23130-081
14	42	2000	800	800				21130-335	21130-334	23130-082
15	47	2200	600	600	–	23130-413	23130-418	21130-323	21130-322	23130-081
16	47	2200	600	800				21130-325	21130-324	23130-082
17	47	2200	800	800	–	23130-414	23130-418	21130-335	21130-334	23130-082
Colour combinations					zinc-plated	zinc-plated	RAL 7021	RAL 7035	RAL 7035	AlZn
18	29	1400	600	600	–	23130-413	23130-418	21130-323	21130-322	23130-081
19	29	1400	600	800				21130-325	21130-324	23130-082
20	33	1600	600	600	–	23130-413	23130-418	21130-323	21130-322	23130-081
21	33	1600	600	800				21130-325	21130-324	23130-082
22	33	1600	800	600	–	23130-414	23130-418	21130-333	21130-332	23130-081
23	33	1600	800	800				21130-335	21130-334	23130-082
24	38	1800	600	600	23130-405	23130-413	23130-418	21130-323	21130-322	23130-081
25	38	1800	600	800				21130-325	21130-324	23130-082
26	38	1800	800	600	23130-406	23130-414	23130-418	21130-333	21130-332	23130-081
27	38	1800	800	800				21130-335	21130-334	23130-082
28	42	2000	600	600	23130-407	23130-413	23130-418	21130-323	21130-322	23130-081
29	42	2000	600	800				21130-325	21130-324	23130-082
30	42	2000	800	600	23130-408	23130-414	23130-418	21130-333	21130-332	23130-081
31	42	2000	800	800				21130-335	21130-334	23130-082
32	47	2200	600	600	–	23130-413	23130-418	21130-323	21130-322	23130-081
33	47	2200	600	800				21130-325	21130-324	23130-082
34	47	2200	800	800	–	23130-414	23130-418	21130-335	21130-334	23130-082

Cabinets – VARISTAR Seismic ServicePLUS

Interior mounting Telescopic shelves, 70 kg

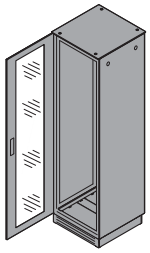

Completely in RAL 7021 (black grey)

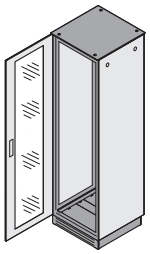

Colour combination RAL 7035 (light grey)/ RAL 7021 (black grey)

					Telescopic shelf, 2 U				
					Full depth	Shortened by 100 mm	Mounting bracket	T-bar lock	GND/earthing
					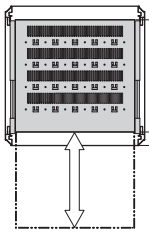	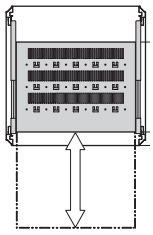	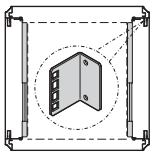	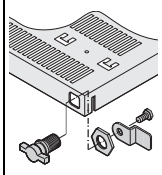	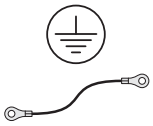
					01004144	01004145	01005054	01004125	05904052
					St, 1.5 mm, static load-carrying capacity 70/50 kg (width 600/ 800 mm), incl. telescopic slide, please order mounting bracket separately	St, 1.5 mm, static load-carrying capacity 70/50 kg (width 600/ 800 mm), incl. telescopic slide, please order mounting bracket separately	St, finish AlZn	to lock the telescopic shelf	for telescopic shelf
	Cabinet dimensions								
	Height		Width	Depth	1 piece	1 piece	PU 4 pieces	1 piece	PU 1 kit
No.	U	mm	mm	mm	assembled	assembled	assembled	assembled	assembled
Completely in RAL 7021					RAL 7021	RAL 7021	AlZn		
1	29	1400	600	600	21130-353	21130-352	23130-274	23130-092	23130-140
2	29	1400	600	800	21130-355	21130-354			
3	33	1600	600	600	21130-353	21130-352	23130-274	23130-092	23130-140
4	33	1600	600	800	21130-355	21130-354			
5	33	1600	800	600	21130-373	21130-372	23130-274	23130-092	23130-140
6	33	1600	800	800	21130-375	21130-374			
7	38	1800	600	600	21130-353	21130-352	23130-274	23130-092	23130-140
8	38	1800	600	800	21130-355	21130-354			
9	38	1800	800	600	21130-373	21130-372	23130-274	23130-092	23130-140
10	38	1800	800	800	21130-375	21130-374			
11	42	2000	600	600	21130-353	21130-352	23130-274	23130-092	23130-140
12	42	2000	600	800	21130-355	21130-354			
13	42	2000	800	600	21130-373	21130-372	23130-274	23130-092	23130-140
14	42	2000	800	800	21130-375	21130-374			
15	47	2200	600	600	21130-353	21130-352	23130-274	23130-092	23130-140
16	47	2200	600	800	21130-355	21130-354			
17	47	2200	800	800	21130-375	21130-374	23130-274	23130-092	23130-140
Colour combinations					RAL 7035	RAL 7035	AlZn		RAL 7021
18	29	1400	600	600	22130-353	22130-352	23130-274	23130-092	23130-140
19	29	1400	600	800	22130-355	22130-354			
20	33	1600	600	600	22130-353	22130-352	23130-274	23130-092	23130-140
21	33	1600	600	800	22130-355	22130-354			
22	33	1600	800	600	22130-373	22130-372	23130-274	23130-092	23130-140
23	33	1600	800	800	22130-375	22130-374			
24	38	1800	600	600	22130-353	22130-352	23130-274	23130-092	23130-140
25	38	1800	600	800	22130-355	22130-354			
26	38	1800	800	600	22130-373	22130-372	23130-274	23130-092	23130-140
27	38	1800	800	800	22130-375	22130-374			
28	42	2000	600	600	22130-353	22130-352	23130-274	23130-092	23130-140
29	42	2000	600	800	22130-355	22130-354			
30	42	2000	800	600	22130-373	22130-372	23130-274	23130-092	23130-140
31	42	2000	800	800	22130-375	22130-374			
32	47	2200	600	600	22130-353	22130-352	23130-274	23130-092	23130-140
33	47	2200	600	800	22130-355	22130-354			
34	47	2200	800	800	22130-375	22130-374	23130-274	23130-092	23130-140

Cabinets – VARISTAR Seismic ServicePLUS

Interior mounting 19" shelves 1 U, stationary 75 kg, telescopic 30 kg

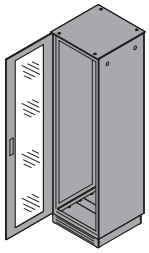

Completely in RAL 7021 (black grey)

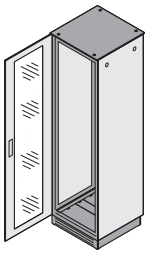

Colour combination RAL 7035 (light grey)/ RAL 7021 (black grey)

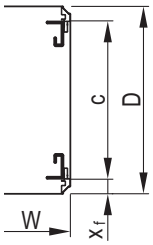

01004146

x_f = distance from front
c = pitch of 19" panel/slide mounts
D = cabinet depth
W = cabinet width

No.	Cabinet dimensions Height U	Height mm	Width mm	Depth mm	x_f mm	c mm	19" stationary shelf, 1 U, 75 kg Full depth 1 piece assembled	19" stationary shelf, 1 U, 75 kg Shortened by 100 mm 1 piece assembled	19" telescopic shelf, 1 U, 30 kg Full depth 1 piece assembled	19" telescopic shelf, 1 U, 30 kg Shortened by 100 mm 1 piece assembled	GND/earthing PU 1 kit assembled
							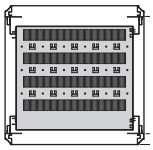 01004118 St, 1.5 mm, static load-carrying capacity 75 kg, depth 600 mm, incl. GND/ earthing	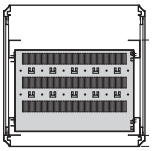 01004119 St, 1.5 mm, static load-carrying capacity 75 kg, depth 500 mm, incl. GND/ earthing	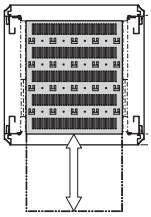 01004123 St, 1.5 mm, static load-carrying capacity 30 kg, incl. telescopic slide; please order GND/earthing kit separately	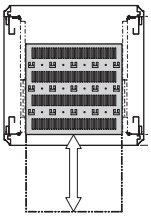 01004122 St, 1.5 mm, static load-carrying capacity 30 kg, incl. telescopic slide; please order GND/earthing kit separately	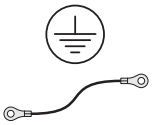 05904052 for telescopic shelf
Completely in RAL 7021							RAL 7021	RAL 7021	RAL 7021	RAL 7021	
1	29	1400	600	600	50	500	21130-303	21130-302	21130-343	21130-342	23130-140
2	29	1400	600	800	50	700	21130-305	21130-304	21130-345	21130-344	
3	33	1600	600	600	50	500	21130-303	21130-302	21130-343	21130-342	23130-140
4	33	1600	600	800	50	700	21130-305	21130-304	21130-345	21130-344	
5	33	1600	800	600	50	500	21130-303	21130-302	21130-343	21130-342	23130-140
6	33	1600	800	800	150	500	21130-303	21130-302	21130-343	21130-342	
7	38	1800	600	600	50	500	21130-303	21130-302	21130-343	21130-342	23130-140
8	38	1800	600	800	50	700	21130-305	21130-304	21130-345	21130-344	
9	38	1800	800	600	50	500	21130-303	21130-302	21130-343	21130-342	23130-140
10	38	1800	800	800	150	500	21130-303	21130-302	21130-343	21130-342	
11	42	2000	600	600	50	500	21130-303	21130-302	21130-343	21130-342	23130-140
12	42	2000	600	800	50	700	21130-305	21130-304	21130-345	21130-344	
13	42	2000	800	600	50	500	21130-303	21130-302	21130-343	21130-342	23130-140
14	42	2000	800	800	150	500	21130-303	21130-302	21130-343	21130-342	
15	47	2200	600	600	50	500	21130-303	21130-302	21130-343	21130-342	23130-140
16	47	2200	600	800	50	700	21130-305	21130-304	21130-345	21130-344	
17	47	2200	800	800	150	500	21130-303	21130-302	21130-343	21130-342	23130-140
Colour combinations							RAL 7035	RAL 7035	RAL 7035	RAL 7035	
18	29	1400	600	600	50	500	22130-303	22130-302	22130-343	22130-342	23130-140
19	29	1400	600	800	50	700	22130-305	22130-304	22130-345	22130-344	
20	33	1600	600	600	50	500	22130-303	22130-302	22130-343	22130-342	23130-140
21	33	1600	600	800	50	700	22130-305	22130-304	22130-345	22130-344	
22	33	1600	800	600	50	500	22130-303	22130-302	22130-343	22130-342	23130-140
23	33	1600	800	800	150	500	22130-303	22130-302	22130-343	22130-342	
24	38	1800	600	600	50	500	22130-303	22130-302	22130-343	22130-342	23130-140
25	38	1800	600	800	50	700	22130-305	22130-304	22130-345	22130-344	
26	38	1800	800	600	50	500	22130-303	22130-302	22130-343	22130-342	23130-140
27	38	1800	800	800	150	500	22130-303	22130-302	22130-343	22130-342	
28	42	2000	600	600	50	500	22130-303	22130-302	22130-343	22130-342	23130-140
29	42	2000	600	800	50	700	22130-305	22130-304	22130-345	22130-344	
30	42	2000	800	600	50	500	22130-303	22130-302	22130-343	22130-342	23130-140
31	42	2000	800	800	150	500	22130-303	22130-302	22130-343	22130-342	
32	47	2200	600	600	50	500	22130-303	22130-302	22130-343	22130-342	23130-140
33	47	2200	600	800	50	700	22130-305	22130-304	22130-345	22130-344	
34	47	2200	800	800	150	500	22130-303	22130-302	22130-343	22130-342	23130-140

Cabinets – VARISTAR Seismic ServicePLUS

Interior mounting 19" telescopic shelves, 2 U, 70 kg

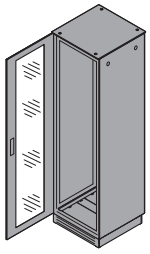

Completely in RAL 7021 (black grey)

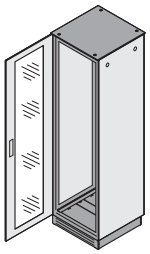

Colour combination RAL 7035 (light grey)/ RAL 7021 (black grey)

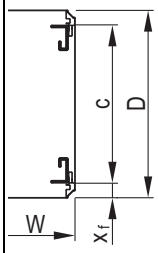

01004146

x_f = distance from front
c = pitch of 19" panel/slide mounts
D = cabinet depth
W = cabinet width

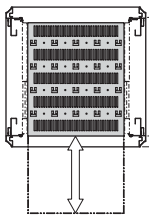

01004123

St, 1.5 mm, RAL 7021, static load-carrying capacity 70 kg, width 417 mm, depth 482 mm, incl. telescopic slide, please order T-bar lock and earthing kit separately

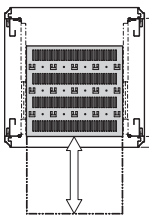

01004122

St, 1.5 mm, RAL 7021, static load-carrying capacity 70 kg, width 400 mm, depth 682 mm, incl. telescopic slide, please order T-bar lock and earthing kit separately

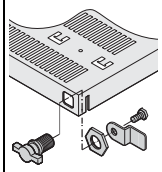

01004125

to lock the telescopic shelf

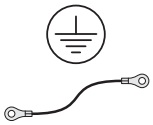

05904052

for telescopic shelf

	Cabinet dimensions				Dimension Standard fitting		Telescopic shelf, 2 U, 70 kg			
							Full depth	Shortened by 100 mm	T-bar lock	GND/earthing
	Height		Width	Depth	x_f	c	1 piece	1 piece	1 piece	PU 1 kit
No.	U	mm	mm	mm	mm	mm	assembled	assembled	assembled	assembled
Completely in RAL 7021							RAL 7021	RAL 7021		
1	29	1400	600	600	50	500	21130-353	21130-352	23130-092	23130-140
2	29	1400	600	800	50	700	21130-355	21130-354		
3	33	1600	600	600	50	500	21130-353	21130-352	23130-092	23130-140
4	33	1600	600	800	50	700	21130-355	21130-354		
5	33	1600	800	600	50	500	21130-353	21130-352	23130-092	23130-140
6	33	1600	800	800	150	500	21130-355	21130-354		
7	38	1800	600	600	50	500	21130-353	21130-352	23130-092	23130-140
8	38	1800	600	800	50	700	21130-355	21130-354		
9	38	1800	800	600	50	500	21130-353	21130-352	23130-092	23130-140
10	38	1800	800	800	150	500	21130-355	21130-354		
11	42	2000	600	600	50	500	21130-353	21130-352	23130-092	23130-140
12	42	2000	600	800	50	700	21130-355	21130-354		
13	42	2000	800	600	50	500	21130-353	21130-352	23130-092	23130-140
14	42	2000	800	800	150	500	21130-355	21130-354		
15	47	2200	600	600	50	500	21130-353	21130-352	23130-092	23130-140
16	47	2200	600	800	50	700	21130-355	21130-354		
17	47	2200	800	800	150	500	21130-353	21130-352	23130-092	23130-140
Colour combinations							RAL 7035	RAL 7035		
18	29	1400	600	600	50	500	22130-353	22130-352	23130-092	23130-140
19	29	1400	600	800	50	700	22130-355	22130-354		
20	33	1600	600	600	50	500	22130-353	22130-352	23130-092	23130-140
21	33	1600	600	800	50	700	22130-355	22130-354		
22	33	1600	800	600	50	500	22130-353	22130-352	23130-092	23130-140
23	33	1600	800	800	150	500	22130-355	22130-354		
24	38	1800	600	600	50	500	22130-353	22130-352	23130-092	23130-140
25	38	1800	600	800	50	700	22130-355	22130-354		
26	38	1800	800	600	50	500	22130-353	22130-352	23130-092	23130-140
27	38	1800	800	800	150	500	22130-355	22130-354		
28	42	2000	600	600	50	500	22130-353	22130-352	23130-092	23130-140
29	42	2000	600	800	50	700	22130-355	22130-354		
30	42	2000	800	600	50	500	22130-353	22130-352	23130-092	23130-140
31	42	2000	800	800	150	500	22130-353	22130-352		
32	47	2200	600	600	50	500	22130-353	22130-352	23130-092	23130-140
33	47	2200	600	800	50	700	22130-355	22130-354		
34	47	2200	800	800	150	500	22130-353	22130-352	23130-092	23130-140

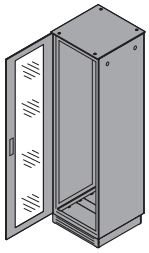

Completely in RAL 7021 (black grey)

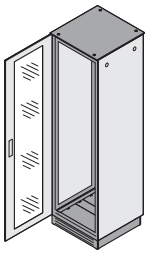

Colour combination RAL 7035 (light grey)/ RAL 7021 (black grey)

Dimension Standard fitting

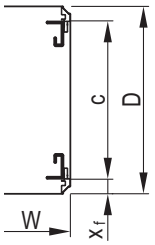

01004146

x_f = distance from front
c = pitch of 19" panel/slide mounts
D = cabinet depth
W = cabinet width

Slide rail

25 kg

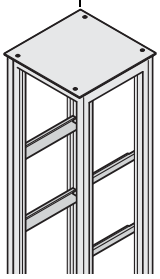

01004115

St, 1.5 mm, finish AlZn, static load-carrying capacity 25 kg/ pair

100 kg

St, 2.5 mm, zinc-plated, static load-carrying capacity 100 kg/ pair

Short slide rail

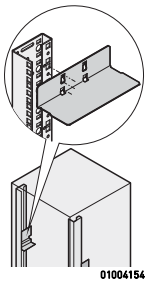

01004154

St, 1.5 mm, finish AlZn, static load-carrying capacity 15 kg/ pair

Depth member, 3 rows

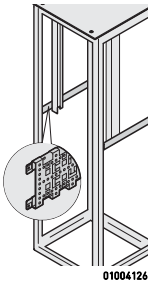

01004126

length 460 mm, St, 1.5 mm, finish AlZn; required for recessed shelf

No.	Cabinet dimensions Height U	Height mm	Width mm	Depth mm	x_f mm	c mm	PU 2 pieces supplied loose	PU 2 pieces supplied loose	PU 1 kit supplied loose	PU 1 pair assembled
Completely in RAL 7021							AlZn	zinc-plated	AlZn	AlZn
1	29	1400	600	600	50	500	23130-096	23130-118	23130-094	23130-081
2	29	1400	600	800	50	700	23130-097	23130-119		23130-082
3	33	1600	600	600	50	500	23130-096	23130-118	23130-094	23130-081
4	33	1600	600	800	50	700	23130-097	23130-119		23130-082
5	33	1600	800	600	50	500	23130-096	23130-118	23130-094	23130-081
6	33	1600	800	800	150	500	23130-096	23130-118		23130-082
7	38	1800	600	600	50	500	23130-096	23130-118	23130-094	23130-081
8	38	1800	600	800	50	700	23130-097	23130-119		23130-082
9	38	1800	800	600	50	500	23130-096	23130-118	23130-094	23130-081
10	38	1800	800	800	150	500	23130-096	23130-118		23130-082
11	42	2000	600	600	50	500	23130-096	23130-118	23130-094	23130-081
12	42	2000	600	800	50	700	23130-097	23130-119		23130-082
13	42	2000	800	600	50	500	23130-096	23130-118	23130-094	23130-081
14	42	2000	800	800	150	500	23130-096	23130-118		23130-082
15	47	2200	600	600	50	500	23130-096	23130-118	23130-094	23130-081
16	47	2200	600	800	50	700	23130-097	23130-119		23130-082
17	47	2200	800	800	150	500	23130-096	23130-118	23130-094	23130-082
Colour combinations							AlZn	zinc-plated	AlZn	AlZn
18	29	1400	600	600	50	500	23130-096	23130-118	23130-094	23130-081
19	29	1400	600	800	50	700	23130-097	23130-119		23130-082
20	33	1600	600	600	50	500	23130-096	23130-118	23130-094	23130-081
21	33	1600	600	800	50	700	23130-097	23130-119		23130-082
22	33	1600	800	600	50	500	23130-096	23130-118	23130-094	23130-081
23	33	1600	800	800	150	500	23130-096	23130-118		23130-082
24	38	1800	600	600	50	500	23130-096	23130-118	23130-094	23130-081
25	38	1800	600	800	50	700	23130-097	23130-119		23130-082
26	38	1800	800	600	50	500	23130-096	23130-118	23130-094	23130-081
27	38	1800	800	800	150	500	23130-096	23130-118		23130-082
28	42	2000	600	600	50	500	23130-096	23130-118	23130-094	23130-081
29	42	2000	600	800	50	700	23130-097	23130-119		23130-082
30	42	2000	800	600	50	500	23130-096	23130-118	23130-094	23130-081
31	42	2000	800	800	150	500	23130-096	23130-118		23130-082
32	47	2200	600	600	50	500	23130-096	23130-118	23130-094	23130-081
33	47	2200	600	800	50	700	23130-097	23130-119		23130-082
34	47	2200	800	800	150	500	23130-096	23130-118	23130-094	23130-082

Cabinets – VARISTAR Seismic ServicePLUS

Interior mounting Cable ductings

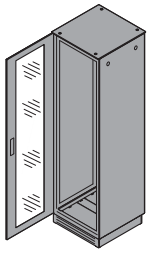

Completely in RAL 7021 (black grey)

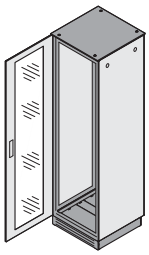

Colour combination RAL 7035 (light grey)/ RAL 7021 (black grey)

					Cable ducting with C-profile				
					C-rail for cabinet depth	C-rail for cabinet width	Slide nut	Cable shell	Cable support for C-rail
					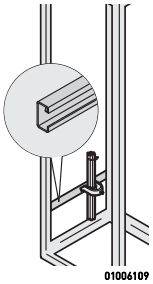 01006109	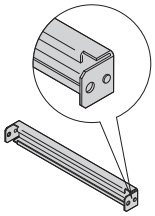 01006107	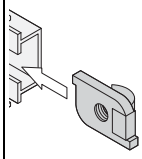 01504054	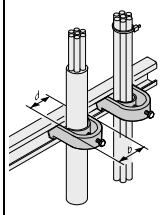 vnt009	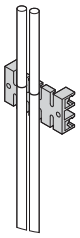 01006110
					St, 1.5 mm, finish AlZn	St, 1.5 mm, finish AlZn	for C-rail	for C-rail or for cable support rail, for cable bundles of 42 ... 46 mm, further dimensions see page 1.93	PA, UL 94 V-0, black, assembly by clipping onto the C-rail
	Cabinet dimensions								
	Height		Width	Depth	PU 2 pieces	PU 2 pieces	PU 10 pieces	PU 10 pieces	PU 5 pieces
No.	U	mm	mm	mm	supplied loose	supplied loose	supplied loose	supplied loose	supplied loose
Completely in RAL 7021					AlZn	AlZn			
1	29	1400	600	600	23130-086	23130-333	21120-140	20114-731	60118-472
2	29	1400	600	800	23130-087				
3	33	1600	600	600	23130-086	23130-333	21120-140	20114-731	60118-472
4	33	1600	600	800	23130-087				
5	33	1600	800	600	23130-086	23130-334	21120-140	20114-731	60118-472
6	33	1600	800	800	23130-087				
7	38	1800	600	600	23130-086	23130-333	21120-140	20114-731	60118-472
8	38	1800	600	800	23130-087				
9	38	1800	800	600	23130-086	23130-334	21120-140	20114-731	60118-472
10	38	1800	800	800	23130-087				
11	42	2000	600	600	23130-086	23130-333	21120-140	20114-731	60118-472
12	42	2000	600	800	23130-087				
13	42	2000	800	600	23130-086	23130-334	21120-140	20114-731	60118-472
14	42	2000	800	800	23130-087				
15	47	2200	600	600	23130-086	23130-333	21120-140	20114-731	60118-472
16	47	2200	600	800	23130-087				
17	47	2200	800	800	23130-087	23130-334	21120-140	20114-731	60118-472
Colour combinations					AlZn	AlZn			
18	29	1400	600	600	23130-086	23130-333	21120-140	20114-731	60118-472
19	29	1400	600	800	23130-087				
20	33	1600	600	600	23130-086	23130-333	21120-140	20114-731	60118-472
21	33	1600	600	800	23130-087				
22	33	1600	800	600	23130-086	23130-334	21120-140	20114-731	60118-472
23	33	1600	800	800	23130-087				
24	38	1800	600	600	23130-086	23130-333	21120-140	20114-731	60118-472
25	38	1800	600	800	23130-087				
26	38	1800	800	600	23130-086	23130-334	21120-140	20114-731	60118-472
27	38	1800	800	800	23130-087				
28	42	2000	600	600	23130-086	23130-333	21120-140	20114-731	60118-472
29	42	2000	600	800	23130-087				
30	42	2000	800	600	23130-086	23130-334	21120-140	20114-731	60118-472
31	42	2000	800	800	23130-087				
32	47	2200	600	600	23130-086	23130-333	21120-140	20114-731	60118-472
33	47	2200	600	800	23130-087				
34	47	2200	800	800	23130-087	23130-334	21120-140	20114-731	60118-472

Cabinets – VARISTAR Seismic ServicePLUS

Interior mounting Cable ties, Velcro

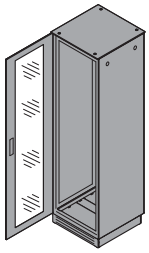

Completely in RAL 7021 (black grey)

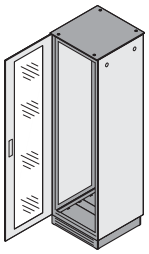

Colour combination RAL 7035 (light grey)/ RAL 7021 (black grey)

Cable tie

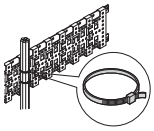

01005078

plastic, 92 mm x 2.5 mm, further dimensions see page 1.95

Velcro

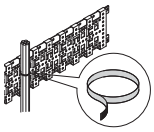

01005079

black, length 300 mm, further dimensions see page 1.95

No.	Cabinet dimensions Height U	Height mm	Width mm	Depth mm	Cable tie PU 25 pieces supplied loose	Velcro PU 10 pieces supplied loose
Completely in RAL 7021						
1	29	1400	600	600	20118-351	20118-624
2	29	1400	600	800		
3	33	1600	600	600	20118-351	20118-624
4	33	1600	600	800		
5	33	1600	800	600	20118-351	20118-624
6	33	1600	800	800		
7	38	1800	600	600	20118-351	20118-624
8	38	1800	600	800		
9	38	1800	800	600	20118-351	20118-624
10	38	1800	800	800		
11	42	2000	600	600	20118-351	20118-624
12	42	2000	600	800		
13	42	2000	800	600	20118-351	20118-624
14	42	2000	800	800		
15	47	2200	600	600	20118-351	20118-624
16	47	2200	600	800		
17	47	2200	800	800	20118-351	20118-624
Colour combinations					AlZn	AlZn
18	29	1400	600	600	20118-351	20118-624
19	29	1400	600	800		
20	33	1600	600	600	20118-351	20118-624
21	33	1600	600	800		
22	33	1600	800	600	20118-351	20118-624
23	33	1600	800	800		
24	38	1800	600	600	20118-351	20118-624
25	38	1800	600	800		
26	38	1800	800	600	20118-351	20118-624
27	38	1800	800	800		
28	42	2000	600	600	20118-351	20118-624
29	42	2000	600	800		
30	42	2000	800	600	20118-351	20118-624
31	42	2000	800	800		
32	47	2200	600	600	20118-351	20118-624
33	47	2200	600	800		
34	47	2200	800	800	20118-351	20118-624

General components

Mechanics



from page 3.2

Electrics



from page 3.29

Power distribution



from page 3.50

Climate control



from page 4.0

Cabinets – VARISTAR Seismic ServicePLUS

ServicePLUS: solution - project examples



5430301007023

Mobile communications technology

- Slim-Line seismic cabinet with ETSI configuration
- NEBS base mounting
- Dynamic loading: 350 kg
- Shielded version (EMC)
- Complete cabling
- Power distribution
- Special cable entry in top cover
- Doors and side panels with ventilation openings

Appendix – Order notes

Packaging units

A packaging unit (PU) - e.g. carton, bag - contains the stated quantity. If you order the quantity 1, you will automatically receive the quantity defined as PU.

Example: EMC textile gasket
See page 5.22
Part number 21101-853

Quantity (per part number): 10 pieces

Order quantity: . . . . . Delivery quantity:

1 . . . . . 10 pieces
2 . . . . . 20 pieces
3 . . . . . 30 pieces

Standard pack quantity (SPQ)

Please take into consideration that deliveries may be carried out in the stated SPQs (SPQ, e.g. 5 pieces, 10 pieces, 50 pieces, etc.). Differing order quantities (e.g. 2 pieces) may be changed to the next possible delivery quantity = Standard Pack Quantity (in this case 10 pieces).

Example: Front horizontal rail
See page 5.31
Part number 34560-228

Quantity (per part number): 1 piece
Standard pack quantity (SPQ): 10 pieces

Order quantity:. . . . . Delivery quantity:

≤ 10. . . . . 10 pieces
> 10 ≤ 20 . . . . . 20 pieces
> 20 ≤ 30 . . . . . 30 pieces

Price list

Our price list is available by e-mail from your customer consultant. Please find all contact details at www.schroff.biz/contact.

Delivery times

Part numbers in bold face type are ready for despatch within 2 working days; part numbers in normal type are ready for despatch within 10 working days.

Always up-to-date

Please visit our website www.schroff.biz where we continuously inform about news and technical changes.

Business relations

Schroff is exclusively operating in Business to Business (B2B). Private individuals can buy Schroff products via our sales representatives (see www.schroff.biz/contact).

Quick links

Catalogue request: www.schroff.biz/catalogues

Product configurators: www.schroff.biz/conf

Contact details: www.schroff.biz/contact

Product search: www.schroff.biz/oneclick

Front Panel Express: www.frontpanelexpress.eu

VARISTAR: www.varistar.co.uk

Railway technology: www.schroff.co.uk/railway

IT Infrastructure: www.schroff.co.uk/datacom

Responsible for contents and print

Schroff GmbH, Marketing Communication,
D-75334 Straubenhardt, Germany

The data in this catalogue have been thoroughly edited and checked - in assistance with an accredited Quality Management System in accordance with EN ISO 9001:2008.

Faults and spelling mistakes, but mainly changes due to improvements and further developments of our products are subject to change. There is no possibility to claim indemnity/compensation.

Cabinets — 1

Overview ... 1.0
Varistar Cabinet platform ... 1.2
Varistar Electronics ... 1.10
Varistar EMC ... 1.54
Varistar Seismic ... 1.84
Varistar MIL ... 1.120
Varistar Data/network systems ... 1.124
Varistar Containment ... 1.202
LHX 20/40 Air/water heat exchangers ... 1.224
LHX 3 Air/water heat exchangers ... 1.236
Novastar ... 1.240
Eurorack ... 1.270
Outdoor ... 1.316
Etsirack ... 1.346
19" lab racks ... 1.354
PROLINE ... 1.362

Wall mounted case — 2

Overview ... 2.0
Epcase ... 2.36
LAN wall-mounted distributors ... 2.46

Cabinet and wall-mounted case accessories — 3

Overview ... 3.0
Mechanics ... 3.2
Telescopic slides ... 3.24
Electrical ... 3.29
Monitors, keyboards, monitoring ... 3.44
Socket strips ... 3.50
Power control socket strips ... 3.72

Climate control — 4

Overview ... 4.0
Cooling concepts/service ... 4.2
19" fan trays ... 4.4
Air filtered fans ... 4.20
Accessories ... 4.58

Desktop enclosures — 5

Overview ... 5.0
RatiopacPRO ... 5.6
PropacPRO ... 5.44
CompacPRO ... 5.76
Comptec ... 5.100
Accessories ... 5.108
Interscale ... 5.200
Minipac ... 5.230

Subracks/ 19" chassis — 6

Overview ... 6.0
EuropacPRO ... 6.2
EuropacPRO for railroad applications ... 6.70
EuropacPRO industrial applications ... 6.86
EuropacPRO Rugged ... 6.92
MultipacPRO ... 6.112
Inpac ... 6.128

Front panels, Plug-in-units, Frame type plug-in-units — 7

Overview ... 7.0
Front panels ... 7.2
Plug-in units ... 7.16
Frame type plug-in units ... 7.64
PCB accessories ... 7.102

Systems — 8

Overview ... 8.0
AdvancedTCA ... 8.2
AdvancedMC carriers ... 8.26
MicroTCA ... 8.36
AdvancedMC modules ... 8.56
CompactPCI, Serial, PlusIO, PSB ... 8.68
VME, VME64x, VXS, VPX ... 8.88
Accessories ... 8.106

Power supply systems — 9

Overview ... 9.0
19" AC/DC switched-mode PSUs ... 9.2
19" AC/DC linear regulators ... 9.12
19" AC/DC convertors ... 9.15
19" accessories ... 9.18
PSUs for MicroTCA ... 9.20
PSUs for VMEbus ... 9.22
PSUs for CompactPCI, VME64x ... 9.24

Backplanes — 10

Overview ... 10.0
CompactPCI, Serial, PlusIO ... 10.4
PXI ... 10.11
VXS ... 10.14
VME64x, VMEbus ... 10.15
Power ... 10.18
Universal ... 10.19
Test adaptors ... 10.20

Connectors, Front panel component systems — 11

Overview ... 11.0
Connectors ... 11.2
Front panel component system ... 11.12

Appendix — 12

Standards abbreviations ... 12.0
Notes on ordering ... 12.10
Order number index ... 12.11
Product index ... 12.62