M8-Receptacle Connectors In Accordance With IEC 61076-2-104

RSMF/0.5 M I RKMF/0.5 M



Male, 3-, 4-, and 8-Pole

Receptacle connector, M8 male connector for front mounting, assembled stranded wire, solder contacts potted with epoxy, chassis side thread M8 x 0.5 (panel nut RSKF 8).

RSMF 3/0.5 M

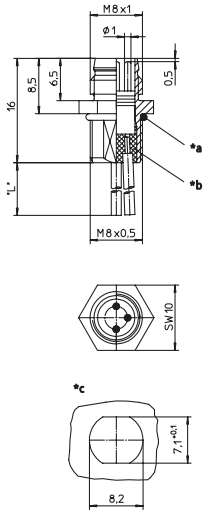

RSMF 8/0.5 M

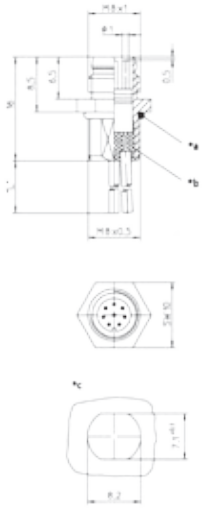

*a O-ring enclosed separately
*b solder contacts potted with epoxy
*c cut out
"L" 0.5 m



Female, 3-, 4-, and 8-Pole

Receptacle connector, M8 female connector for front mounting, assembled stranded wire, solder contacts potted with epoxy, chassis side thread M8 x 0.5 (panel nut RSKF 8).

RKMF/0.5 M

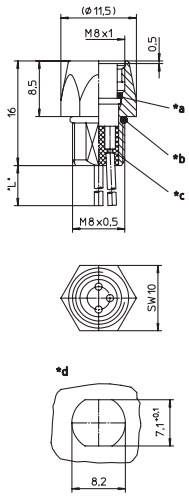

*a O-Ring
*b O-ring enclosed separately
*c solder contacts potted with epoxy
*d cut out
"L" 0,5 m

Pin Assignments

Face Views

M8 - 3 poles

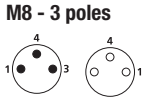

1 = brown
2 = blue
4 = black

M8 - 4 poles

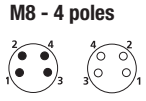

1 = brown
2 = white
3 = blue
4 = black

M8 - 8 poles

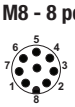

1 = white
2 = brown
3 = green
4 = yellow
5 = grey
6 = pink
7 = blue
8 = red



M8-Receptacle Connectors In Accordance With IEC 61076-2-104

RSMF/0.5 M | RKMF/0.5 M

Technical Data

Environmental

Degree of protection	IP 67 / NEMA 6P
Operating temperature range	-25°C (-13°F) / +80°C (+176°F)

Mechanical

Housing / Molded body	CuZn, nickel-plated
Insert	PA
Contact	CuZn, pre-nickeled and 0.8 microns gold-plated
O-ring	FKM

Electrical

Contact resistance	RSMF: ≤ 5 mΩ
Nominal current at 40°C	RSMF 8: 1 A RSMF: 4 A
Nominal voltage	60 V RSMF 8: 32 V
Test voltage	1.5 kV eff. / 60 s RSMF 8: 0.8 kV eff. / 60 s
Insulation resistance	> 10^9 Ω
Pollution degree	3

Part Number		Pins	Characteristics
RSMF 3/0,5 M	RKMF 3/0,5 M	**3**	
RSMF 4/0,5 M	RKMF 4/0,5 M	**4**	
RSMF 8/0,5 M		**8**	