Datenblatt - Fiche technique - Data sheet

12.03.3152



# ROLINE HDMI Adapter, HDMI BU – HDMI Mini ST,

# ROLINE Adaptateur HDMI, HDMI F – HDMI Mini M,

# ROLINE HDMI Adapter, HDMI F – HDMI Mini M,

Shielded: Copper Foil Tape Cover Premold and
360 degree Solder to connector shell

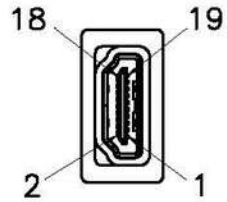


Conn.1

HDMI A Female

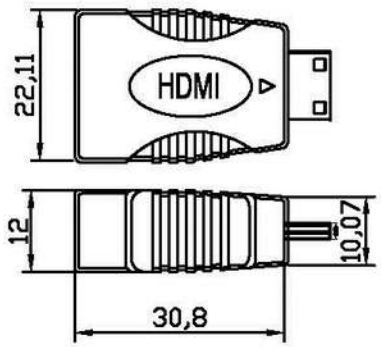


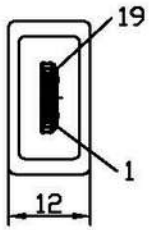


Conn.2

HDMI Mini Male
(HDMI C Male)

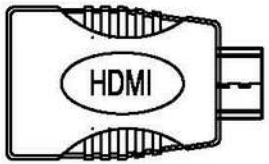


Electrical Test:

1. 100%Test(Open, short ,miss wire)
2. Contact Resistance: 2 ohm max.
3. Insulation Resistance: 5M ohm min.

## Pin Assignment




| NO | DESCRIPTION | Q'TY | UNIT |
|---|---|---|---|
| 3 | First Outside Molding:45P PVC Black | 15 | g |
| 2 | Inside Molding:PE | 3 | g |
| 1 | HDMI Female to HDMI CM PCBA, Shell Gold Plated | 1 | pcs |

| REV. | DATE | CONTENTS OF CHANGE | DESIGNER |
|---|---|---|---|
| 1 | | | |
| 2 | | | |
| 3 | | | |
| 4 | | | |
| 5 | | | |

| TOL± / RANGE | Pla | Met | Ins | Por | V Cab | Pac | Gas | DIS |
|---|---|---|---|---|---|---|---|---|
| 0~6 | 0.1 | 0.1 | 0.1 | 0.2 | 0.5 | 1 | 0.5 | 0.2 |
| 6~30 | 0.1 | 0.1 | .15 | .25 | 1 | 1 | 0.5 | .25 |
| 30~80 | 0.1 | .15 | 0.2 | 0.3 | 2 | 1.5 | 1 | 0.3 |
| 80~180 | .15 | .15 | .25 | 0.3 | 2 | 2 | 1 | .45 |
| 180~315 | .15 | 0.2 | 0.3 | 0.4 | 2.5 | 2 | 1 | 0.6 |
| 315~500 | 0.2 | 0.3 | 0.4 | 0.5 | 3 | 3 | 2 | 1.1 |

| APPROVAL | CHECK | DRAWING | DESIGN |
|---|---|---|---|
| | | | |

SCALE 1:1 UNIT MM

| | |
|---|---|
| DATE | 2014-12-03 |
| Item no. | 12.03.3152 |
| Desc. | ROLINE Adapter<br>HDMI A F - HDMI mini M, black |

ro tronic

A3