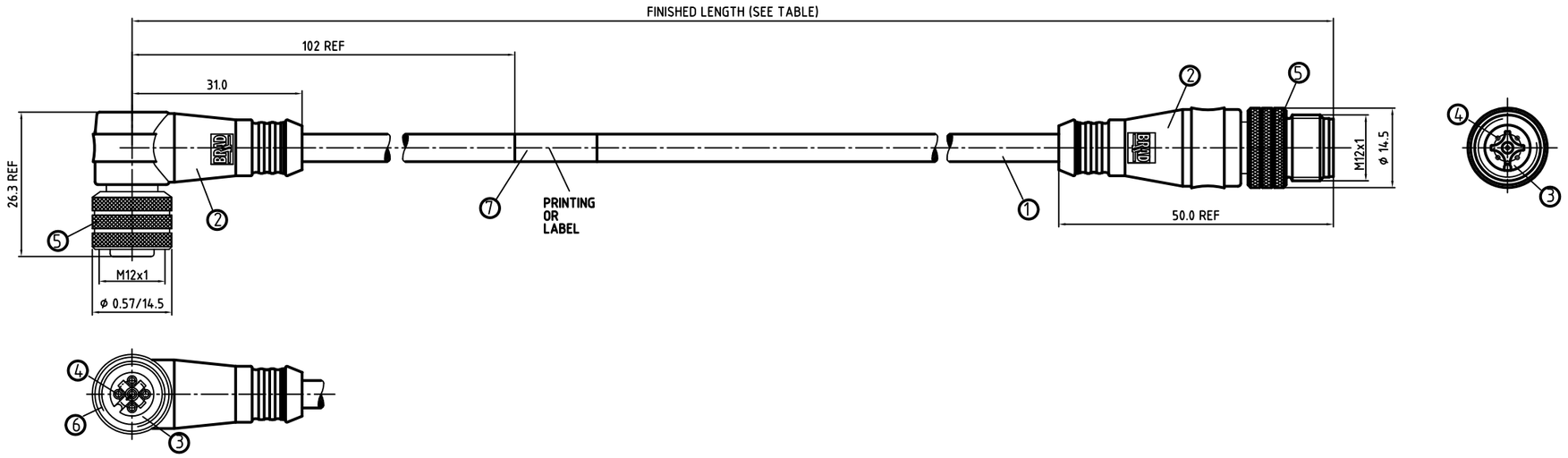

FEMALE FACE VIEW		
3-POLE	4-POLE	5-POLE
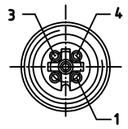	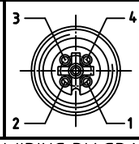	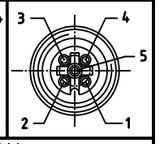
WIRING DIAGRAM		
1 BROWN 3 BLUE 4 BLACK	1 BROWN 2 WHITE 3 BLUE 4 BLACK	1 BROWN 2 WHITE 3 BLUE 4 BLACK 5 GREY

MALE FACE VIEW		
3-POLE	4-POLE	5-POLE
		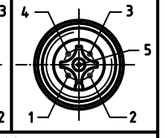
WIRING DIAGRAM		
1 BROWN 3 BLUE 4 BLACK	1 BROWN 2 WHITE 3 BLUE 4 BLACK	1 BROWN 2 WHITE 3 BLUE 4 BLACK 5 GREY

CONNECTOR SPECIFICATION:

VOLTAGE RATING	250 VAC/VDC
AMPERAGE RATING	max. 4 AMPS
PROTECTION	IP67
OPERATING TEMPERATURE	-20°C TO 80°C

ITEM	COMPONENT	MATERIAL	FINISH
7	LABLE	MYLAR	BLACK/YELLOW
6	O-RING	VITON	RED
5	COUPLER	BRASS	NICKEL PLATED
4	PIN CONTACT	COPPER ALLOY	GOLD OVER NICKEL
3	INSERT	PUR	BLACK
2	OVERMOLD	POLYURETHANE (PUR)	YELLOW
1	CABLE- 22/3-5 (COPPER STRANDING) 3/4/5 CONDUCT. 300V	JACKET: PUR	BLACK

DESCRIPTION
EC NO: WEU2010-0288 2010/01/22
DRWN: LSTEMMLE 2010/01/22
CH'KD: NS ----
APPR: NSTAUDIG 2010/01/29
DESCRIPTION
1
REV

QUALITY SYMBOLS
▼ = 0
Ⓒ = 0

GENERAL TOLERANCES (UNLESS SPECIFIED)

	mm	INCH
4 PLACES	±---	±---
3 PLACES	±---	±---
2 PLACES	±---	±.01
1 PLACE	±0.3	±---
ANGULAR ±	--- °	

DRAFT WHERE APPLICABLE MUST REMAIN WITHIN DIMENSIONS

DIMENSION STYLE: IN/MM
SCALE: 1:1
DESIGN UNITS: METRIC
THIRD ANGLE PROJECTION

DRAWN BY: LSTEMMLE DATE: 2010/01/22
CHECKED BY: RE DATE: 2010/01/22
APPROVED BY: NSTAUDIG DATE: 2010/01/29

MICRO-CHANGE JUMPER CONNECTOR LEAD 3/4/5 P. FE 90 TO MA STR

MOLEX INCORPORATED

MATERIAL NO.: SEE TABLE SHEET 2
DOCUMENT NO.: SD-120066-009
SHEET NO.: 1 OF 1
SIZE: A3

THIS DRAWING CONTAINS INFORMATION THAT IS PROPRIETARY TO MOLEX INCORPORATED AND SHOULD NOT BE USED WITHOUT WRITTEN PERMISSION

POL	MATERIAL NUMBER	ENGINEERING NUMBER	FINISHED LENGTH
3	1200070142	883031P03M010	1.0M +55.6 -0 [3.28' +2.19" -0]

POL	MATERIAL NUMBER	ENGINEERING NUMBER	FINISHED LENGTH
4	1200060056	884031P03M010	1.0M +55.6 -0 [3.28' +2.19" -0]

POL	MATERIAL NUMBER	ENGINEERING NUMBER	FINISHED LENGTH
5	1200668188	885031P03M010	1.0M +55.6 -0 [3.28' +2.19" -0]

DESCRIPTION
EC NO: WEU2010-0288 2010/01/22
DRWN: LSTEMMLE 2010/01/22
CH'KD: NS ----
APPR: NSTAUDIG 2010/01/29
DESCRIPTION
REV 1

QUALITY SYMBOLS
▼ = 0
Ⓒ = 0

GENERAL TOLERANCES (UNLESS SPECIFIED)

	mm	INCH
4 PLACES	±---	±---
3 PLACES	±---	±---
2 PLACES	±---	±.01
1 PLACE	±0.3	±---
ANGULAR ±	--- °	

DRAFT WHERE APPLICABLE MUST REMAIN WITHIN DIMENSIONS

DIMENSION STYLE: IN/MM
SCALE: 1:1
DESIGN UNITS: METRIC
THIRD ANGLE PROJECTION

DRAWN BY: LSTEMMLE DATE: 2010/01/22
CHECKED BY: RE DATE: 2010/01/22
APPROVED BY: NSTAUDIG DATE: 2010/01/29

MICRO-CHANGE
JUMPER CONNECTOR LEAD
3/4/5 P. FE 90 TO MA STR

molex MOLEX INCORPORATED

MATERIAL NO.: SEE TABLE
DOCUMENT NO.: SD-120066-009
SHEET NO.: 1 OF 1
SIZE: A3

THIS DRAWING CONTAINS INFORMATION THAT IS PROPRIETARY TO MOLEX INCORPORATED AND SHOULD NOT BE USED WITHOUT WRITTEN PERMISSION