Offset Blade fuse-links gM 550VAC/250VDC

LOW VOLTAGE IEC FUSES

BS FUSE-LINKS



FEATURES & BENEFITS

- Excellent current limitation for all overloads

APPLICATIONS

- These fuses are designed for : “General purpose use” motor protection (gM type)

STANDARDS

- EN 60269-2
- BS88-2

The fuse complies with standard EN 60269-2 and standard BS 88 part 6. These fuses are designed for : “General purpose use” motor protection (gM type). This fuse range insures an excellent current limitation for all overloads on a large range of applications. Their size cannot allow exchange by other fuses of higher rating in their range. They are screwed into fuseholders or bolted directly onto busbars, or in fuse interrupters disconnectors.

TECHNICAL DATA OVERVIEW

Current rating In M Ich	10M16 to 25M32 A
Rated voltage AC (IEC)	550 V
Rated voltage DC (IEC)	250 V
Breaking capacity AC	80 kA
Breaking capacity DC	40 kA
Speed/Characteristic	gM
Body Material	Ceramic
BS type	BNS

©2024 Mersen. All rights reserved. Mersen reserves the right to change, adapt, limit or discontinue its products. Therefore the data provided herein are for information only and are not contractually binding. To ensure that Mersen provides the best solution to your needs, please contact and provide Mersen with all relevant technical specifications and conditions.

Offset Blade fuse-links gM 550VAC/250VDC

PRODUCT RANGE



BNS55V20M25

Type F1 550VAC/250VDC gM BNS

Catalog number	Item number	Rated voltage AC (IEC)	Rated voltage DC (IEC)	Current rating In M Ich	Pre-arcing I^2t	Clearing I^2t at Rated Voltage	Rated breaking capacity AC	Rated breaking capacity DC	Power dissi-pation at I_n	Weight
BNS55V10M16	T1019216	550 V	250 V	10M16 A	120 A²s	550 A²s	80 kA	40 kA	1 W	17.3 g
BNS55V16M20	V1019217	550 V	250 V	16M20 A	250 A²s	1250 A²s	80 kA	40 kA	1.36 W	17.3 g
BNS55V20M25	W1019218	550 V	250 V	20M25 A	420 A²s	2100 A²s	80 kA	40 kA	1.6 W	17.3 g
BNS55V20M32	X1019219	550 V	250 V	20M32 A	670 A²s	3350 A²s	80 kA	40 kA	1.8 W	17.3 g
BNS55V25M32	Z1019221	550 V	250 V	25M32 A	670 A²s	3350 A²s	80 kA	40 kA	2.3 W	17.3 g

TIME CURRENT CHARACTERISTIC CURVES

gM curves - 10M16 to 25M32 A - 550VAC / 250VDC

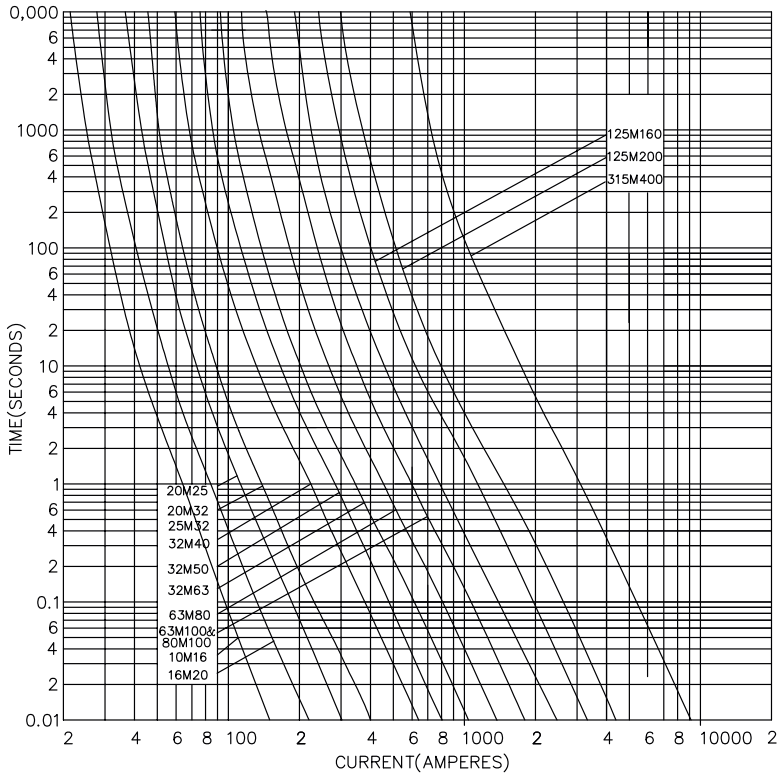

©2024 Mersen. All rights reserved. Mersen reserves the right to change, adapt, limit or discontinue its products. Therefore the data provided herein are for information only and are not contractually binding. To ensure that Mersen provides the best solution to your needs, please contact and provide Mersen with all relevant technical specifications and conditions.

CUT-OFF CURRENT CHARACTERISTIC

F Type - 550VAC / 250VDC

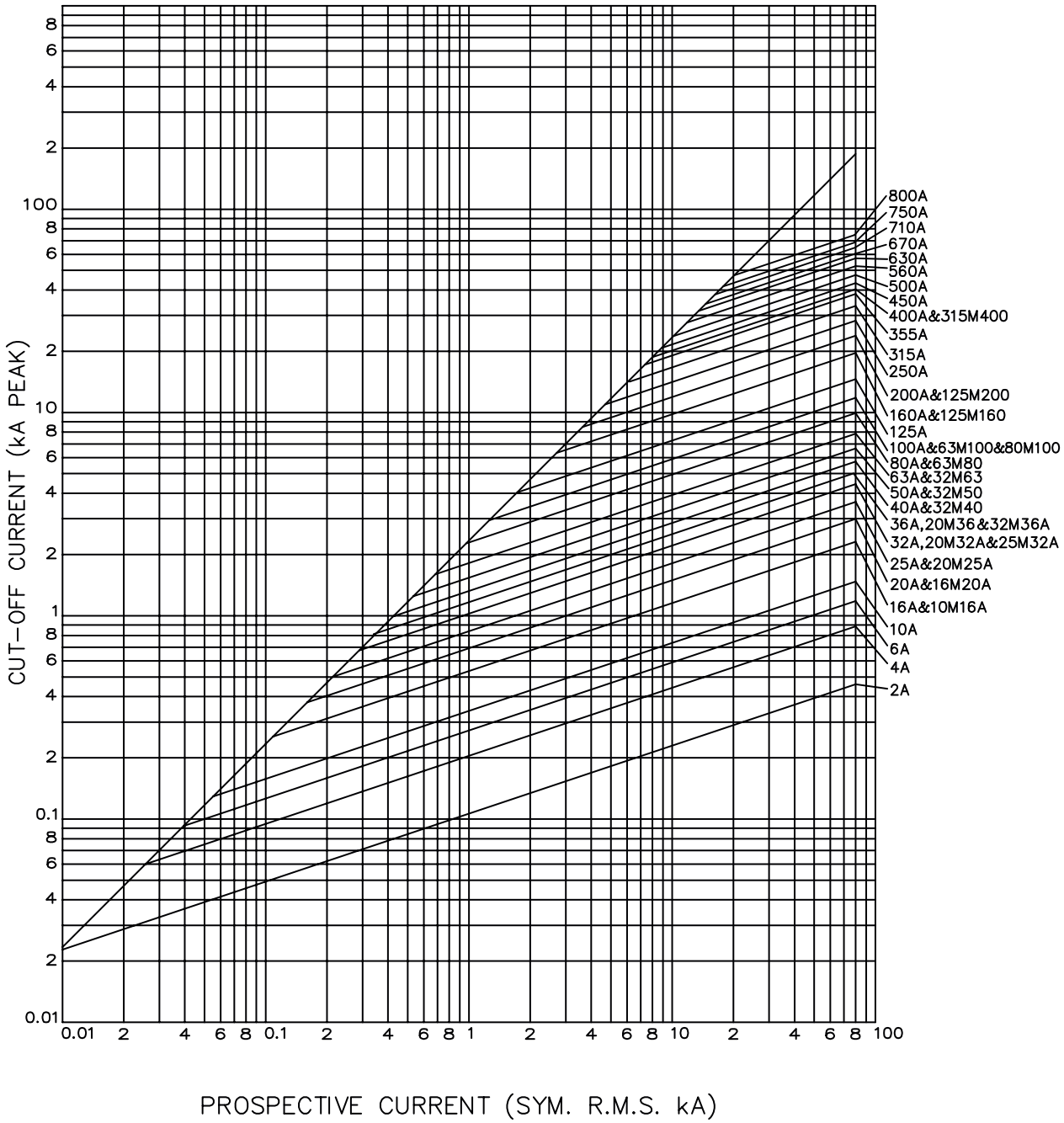

©2024 Mersen. All rights reserved. Mersen reserves the right to change, adapt, limit or discontinue its products. Therefore the data provided herein are for information only and are not contractually binding. To ensure that Mersen provides the best solution to your needs, please contact and provide Mersen with all relevant technical specifications and conditions.

DIMENSIONS

F1 BNS

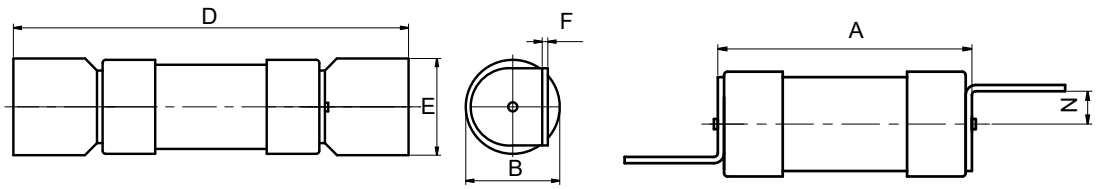

Dimensions in mm

BS REF	Fuse Type	Current rating (A)	A MAX	B MAX	D MAX	E MAX	F NOM	N NOM
F1	BNS	10M16, 16M20, 20M25, 20M32, 25M32	35.5	13.5	61	12.7	0.8	3.5

EP.MERSEN.COM

©2024 Mersen. All rights reserved. Mersen reserves the right to change, adapt, limit or discontinue its products. Therefore the data provided herein are for information only and are not contractually binding. To ensure that Mersen provides the best solution to your needs, please contact and provide Mersen with all relevant technical specifications and conditions.

Expertise, our source of energy