DISTRIBUTION ENCLOSURES

Earth and Neutral terminals for MISTRAL consumer units

How to create terminal configurations



Terminal configurations with MISTRAL consumer units are easy to realize with terminal bars and blocks available for the whole MISTRAL range, and namely:

- Mistral41F
- Mistral41W
- Mistral65

—
01
MISTRAL41W – 24 modules

Easy handling – flexible concept
Everything about the MISTRAL series has been designed to make installation easier, allowing to set up high-quality consumer units that look great anywhere. Among the wide range of accessories, there are various snap-on terminal blocks in two different colors, which can be installed in both the upper and lower part of the units.



Safety and convenience
All terminal bars are unified within the whole MISTRAL range. This contributes to the practical and safe installation of MISTRAL consumer units, convincing installers with an easy handling.



Flexible concept
Precise configurations responding to individual requirements are possible thanks to the flexible concept of modular terminal carriers. Single components can be easily extended using connecting bridges.

The examples shown in the next pages are prepared for a 24-module Mistral41W, but can be extended to all the sizes and ranges of Mistral (Mistral41F and Mistral65).

Terminals for MISTRAL consumer units
Examples



—
01



—
02

—
01 Terminal blocks, screw version, installed on the carrier on the base of a Mistral41W enclosure
—
02 Terminal blocks for N (upper level: screwless version; lower level screw version) and PE (screwless) connections installed on their carriers
—
03 Terminal bars with screws
—
04 Terminal blocks screw version
—
05 Terminal blocks screwless version

Various possibilities are available:
- Terminal bars with screws
- Terminal blocks screw version
- Terminal blocks screwless
- Mistral consumer units optionally available as preconfigured solution

The example shows terminals for Neutral and Earth connections.



—
03



—
04



—
05

Terminals for MISTRAL consumer units

Examples – Terminal bars with screws

Carrier

The terminal bars need specific carriers to be fixed into the enclosure, the one for the 24-module enclosure is the following (code 1SLM004100A1954), which has a capacity of 52 positions:

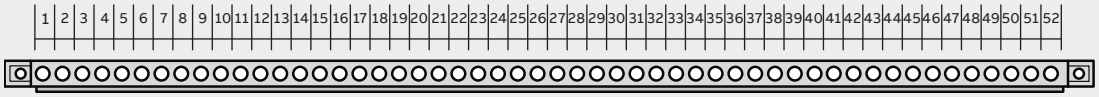

Terminal bars

Among the various sizes of terminal bars we select the ones which are more convenient for our application, for example two bars with 13 holes each (code 12532, one for the Neutral connection and another one for the Earth connection).



Final result

The space occupied by each of the selected block is of 15 positions, meaning that the two bars will occupy 30 out of the 52 positions of the carrier (22 positions will be free). The result is the following (the provided clips need to be used to secure the bars to the carrier by positioning them on the first and the last holes of each bar):

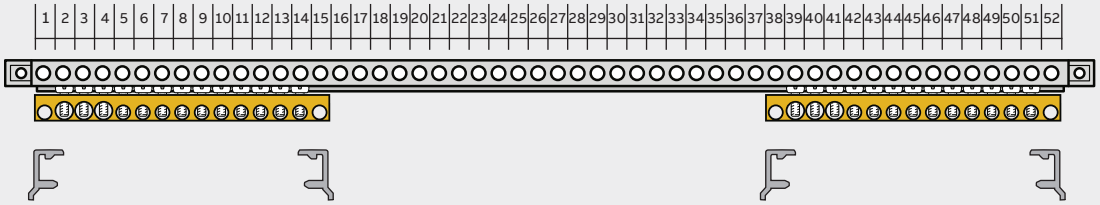

Attention! Do not confuse the number of positions with the number of holes of the terminal bars, they are two different things!

Terminals for MISTRAL consumer units

Examples – Terminal blocks screw version

Carrier

The terminal blocks need specific carriers to be fixed into the enclosure, the one for the 24-module enclosure is the following (code 1SPE007715F0753), which has a capacity of 16 positions:

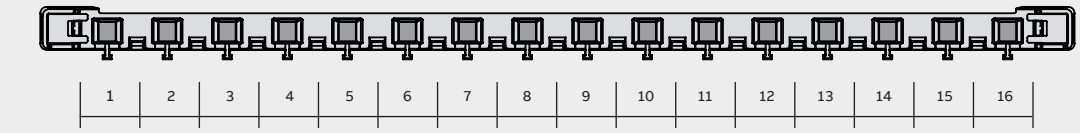

1SPE007715F0753

Terminal blocks (screw version)

Among the various sizes of terminal blocks we select the blocks which are more convenient for our application, for example a block with 16 holes for the Neutral connection (1SPE007715F0733) and another one with 16 holes for the Earth connection (1SPE007715F0743).

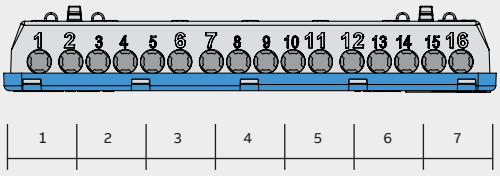

1SPE007715F0733

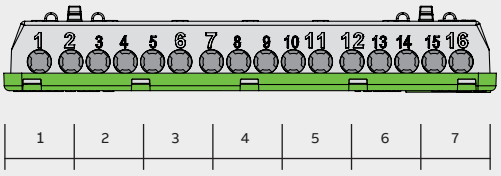

1SPE007715F0743

Final result

The space occupied by each of the selected block is of 7 positions, meaning that the two blocks will occupy 14 out of the 16 positions of the carrier (2 positions will be free). The result is the following:

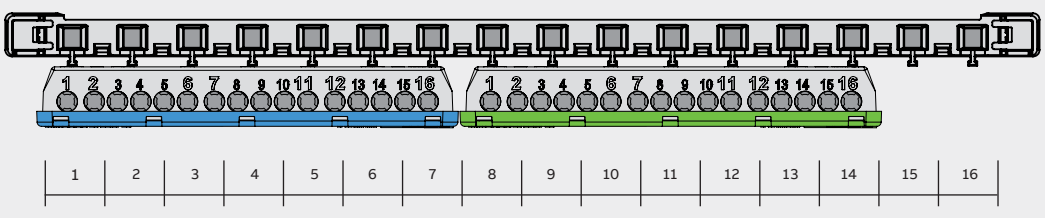

Attention! Do not confuse the number of positions with the number of holes of the terminal blocks, they are two different things!

Terminals for MISTRAL consumer units

Examples – Terminal blocks screwless version

Carrier

Also for the screwless blocks the specific carrier has to be considered, which is common to the blocks with screw version (code 1SPE007715F0753), which has a capacity for 16 positions:

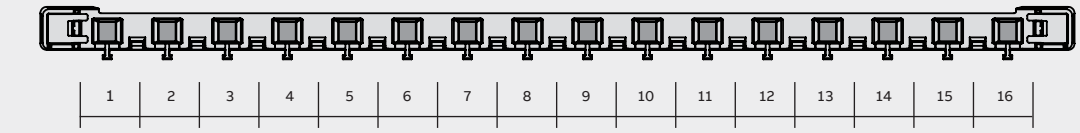

1SPE007715F0753

Terminal blocks (screwless version)

Among the various sizes of terminal blocks we select the blocks which are more convenient for our application, for example a block with 14 holes for the Neutral connection (1SPE007715F9704) and another one with 14 holes for the Earth connection (1SPE007715F9714).

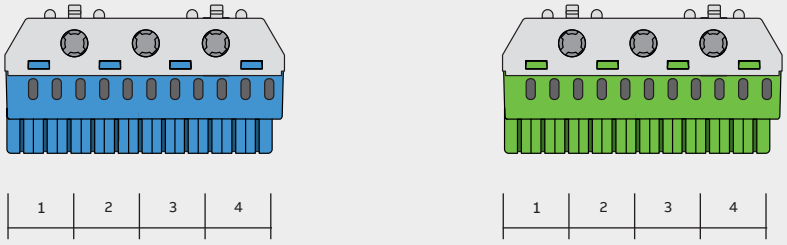

Final result

The space occupied by each of the selected blocks is of 4 positions, meaning that the two blocks will occupy 8 out of the 16 positions of the carrier (8 positions will be free). The result is the following:

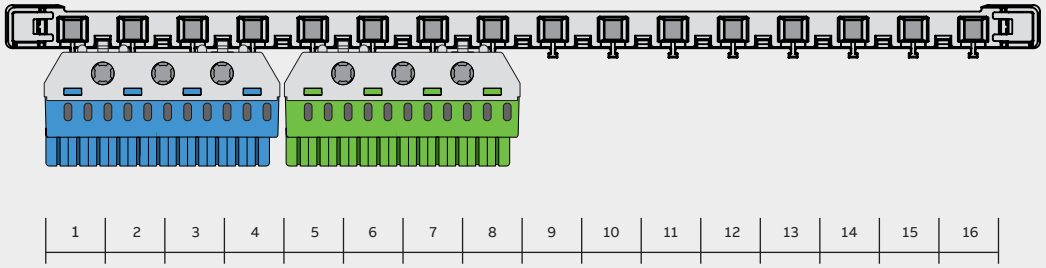

Attention! Do not confuse the number of positions with the number of holes of the terminal blocks, they are two different things!

Terminals for MISTRAL consumer units

Materials included in previous examples

List of codes

Here below you can find the list of the codes used to create the terminal configurations in the examples shown:

Terminal bars with screws	Description	Pieces
Code 1SLM004100A1954	terminal bar carrier	1
Code 12532	terminal bar 13 holes	2
Terminal blocks screw version		
Code 1SPE007715F0753	terminal block carrier	1
Code 1SPE007715F0733	N terminal block 16 holes	1
Code 1SPE007715F0743	PE terminal block 16 holes	1
Terminal blocks screwless version		
Code 1SPE007715F0753	terminal block carrier	1
Code 1SPE007715F9704	N terminal block 14 holes	1
Code 1SPE007715F9714	PE terminal block 14 holes	1

Mistral41W 24-module with a preconfigured solution

Examples





Two preconfigured solutions available

one with opaque door and another one with transparent door, are already available in the MISTRAL41 brochure. They are made with terminal blocks screw version:

Description	Modules [18 mm]	GWT	WxHxD [mm]	Order code	Type number	Packaging
MISTRAL41W opaque door 24M 32SM	24	650	292x382x120	1SLM004102A3105	41P12X31A	1/2
MISTRAL41W transparent door 24M 32SM	24	650	292x382x120	1SPE007717F0521	41P12X32A	1/2

1SPE007715F0753

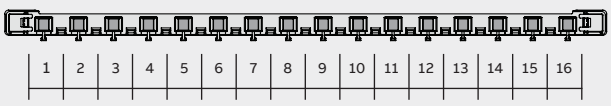

1SPE007715F0733



1SPE007715F0743



ABB Group
ELectrification Products Division
Business Unit Building Products

abb.com/lowvoltage

We reserve the right to make technical changes or modify the contents of this document without prior notice. With regard to purchase orders, the agreed particulars shall prevail. ABB AG does not accept any responsibility whatsoever for potential errors or possible lack of information in this document.

We reserve all rights in this document and in the subject matter and illustrations contained therein. Any reproduction, disclosure to third parties or utilization of its contents – in whole or in parts – is forbidden without prior written consent of ABB AG. Copyright© 2018 ABB
All rights reserved

9AKK107046A1522 April 2018