ITL

Insulated Tools Limited

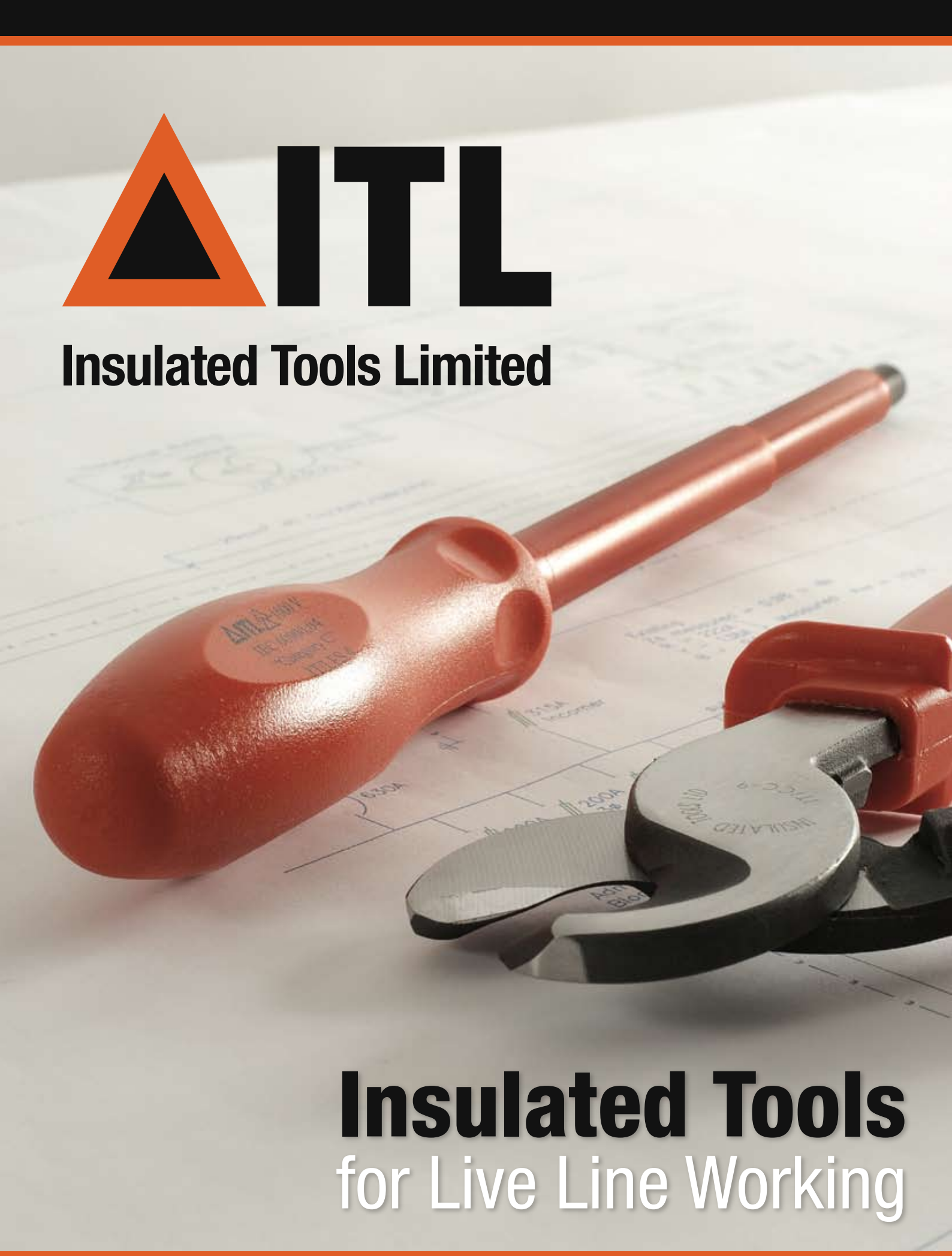

Insulated Tools
for Live Line Working

Tel: +44 (0)1342 324255 | **Fax:** +44 (0)1342 327115 | **Email:** enquiries@insulatedtools.co.uk | **Website:** www.insulatedtools.co.uk

"For thine especial safety" **(Hamlet,IV,III)**

New Catalogue, New Products, New Benefits

- Welcome to the latest edition of our catalogue which features some new products plus redesigned screwdriver handles which we have adopted for all screwdriver type products.



- This handle brings these tools into the 21st century and we are sure you will agree that they are easier and more comfortable to use.
- However if you have a preference for the Engineers' or Cabinet Handle Screwdriver we can of course still oblige.

Our Company History

- Over forty years ago, the then nationalised Area Electricity Boards, were experiencing problems in obtaining hand tools insulated to a high enough standard. To this end, senior engineers and safety officers from the Boards set up a working group to look into their requirements and to establish a specification that all tools needed to meet before they could be considered safe for live line working.





- The group, which included the founder of our company, researched the basic tools that would be required and all aspects that needed to be covered in relation to insulating these tools.



- The outcome of this work was the initial ESI 26-3 specification, which stated that all tools must be able to pass an electrical test of 10,000 volts for 3 minutes whilst submerged in water.
- The material must be able to function at temperatures from –20ºC to +70ºC, the material must also be able to withstand impact, be flame retardant, have a good adhesion to the tool and also have the minimum moisture retention.
- This specification has now been superseded by the International IEC 60900, of which IEC 60900:2004 is the current version. Basically this specification is identical to the ESI 26-3.



- Although PVC will meet the requirements of these tests, the members of the committee all agreed that the material Nylon 11 was by far the best option, in that it more than met the above requirements, plus it is a much harder wearing material and will withstand the rigours of being out in the field longer. This not only makes the tools more cost effective, but also gives the operator that essential protection for longer.



Tel: +44 (0)1342 324255 | **Fax:** +44 (0)1342 327115 | **Email:** enquiries@insulatedtools.co.uk | **Website:** www.insulatedtools.co.uk

Category "C"

- Now that the specification for Live Line Working Tools has been adopted worldwide an additional category has been included to take into account workers who have to operate in sub-zero temperatures.



- In general tools have to be able to withstand impact at a temperature of -20°C, as previously stated, but in certain countries this temperature can be reached on a regular basis, therefore tests at -20°C do not offer adequate safety margins.
- Now you can obtain tools which have been subjected to impact at temperatures down to -40°C and these can carry the category "C" mark for identification.
- We are proud to confirm that after carrying out the necessary tests on our products, the material Nylon 11, which makes our products unique, more than meets this additional specification, confirming once again that our tools are the best that money can buy.
- From the outset ITL has adopted the material Nylon 11 for the reasons stated and is the only supplier to do so. Nylon is applied by means of injection moulding rather than the easier to apply dipping alternative used for PVC.
- So when you need to re-stock your tool kit, make sure your tools are from ITL, your first and best choice for protection.

Ordering

- Ordering could not be easier, you can make your selection **and order** online at: **www.insulatedtools.co.uk** using our online shopping facilities, or **fax your order to us on +44 (0)1342 327115.**
- Please do not hesitate to telephone us on **+44 (0)1342 324255** if you need any further assistance.

VISA MasterCard Maestro

Major credit cards are accepted and account customers will be invoiced in line with our agreed terms and conditions.

Insulated Tools Limited
Charlwoods Road, East Grinstead
West Sussex RH19 2HR
United Kingdom

Telephone: +44 (0)1342 324255
Facsimile: +44 (0)1342 327115
E-mail: enquiries@insulatedtools.co.uk
Website: www.insulatedtools.co.uk

Contents

	Pages
Tool Kits	4, 6 & 9
Pliers and Cutters	4 - 6
Spanners	6 - 9
Sockets and Accessories	9 - 11
Saws and Knives	12 - 13
Screwdrivers	13 - 14
Nut Spinners	15
Link Extractors	15 - 16
Hexagon Keys	16 - 17
Box Spanners	18
Jointers' Ladles	18
Core Bending Bars	18
Sheath Lifting Tool	19
Holding Tools	19
Shrouds	19
Wedges	19 - 20
Cable Jointers' Umbrella	20
Guy Rope Set	20
Knockout Tool	20
Removal Tool	20
Fuse Carrier/Pullers	20
Cut-Out Tees	20
Phase 'B' Scott Barriers	21
Paint/Dusting Brushes	21
Police Probes	21
Tool Rolls	21
Electricians Tool Case	21
Cable Jointers' Holdall	21
Electricians' Gloves	22
Cotton Inner Gloves	22
Leather Over Gloves	22
Glove Container	22
Switchboard Matting	22

Achilles® serving the procurement professional

Federation of British Hand Tool Manufacturers HTM



Deluxe Tool Kit (21pcs in Orange Tool Case)

Code No.	Cat. No.	Weight (gms)	Comprising of:- 1 each:		
00002	IT.GPT21		Code No.	Cat. No.	Description
			01860	IT.18/3	3" Terminal Screwdriver
			01890	IT.500/6	6" Electricians Screwdriver (5mm tip)
			01920	IT.316/6	6" Electricians Screwdriver(6mm tip)
			01980	IT.PX1/3	No.1 Pozi Screwdriver
			01990	IT.PX2/4	No.2 Pozi Screwdriver
			00021	IT.CP-8	8" Combination Pliers
			00051	IT.SNP-6	6" Snipe Nose Pliers
			00120	IT.CC-8	8" Cable Cutter
			00101	IT/DCN6	6" Diag. Cutters
			00141	IT/WP10	10" G. J. Pliers
			01830	IT/CCK	C.J.Coring Knife 7"
			03000	IT.BA/8	8" Adjustable Spanner
			01810	IT.HSFJ	6" Junior Hacksaw
			00970		2BA Open Ended Spanner
			00300		13mm Open Ended Spanner
			00340		17mm Open Ended Spanner
			00360		19mm Open Ended Spanner
			00410		24mm Open Ended Spanner
			01080		13mm Ring Spanner
			01090		17mm Ring Spanner
			01100		19mm Ring Spanner
			03005	IT/TC	Tool Case (Orange)



General Purpose Tool Kit (10pcs in Tool Roll)

Code No.	Cat. No.	Weight (gms)	Comprising of:- 1 each:		
00002	IT.GPT21		Code No.	Cat. No.	Description
			01860	IT.18/3	3" Terminal Screwdriver
			01890	IT.500/6	6" Electricians Screwdriver (5mm tip)
			01920	IT.316/6	6" Electricians Screwdriver(6mm tip)
			01980	IT.PX1/3	No.1 Pozi Screwdriver
			01990	IT.PX2/4	No.2 Pozi Screwdriver
			00021	IT.CP-8	8" Combination Pliers
			00051	IT.SNP-6	6" Snipe Nose Pliers
			00120	IT.CC-8	8" Cable Cutter
			03000	IT.BA/8	8" Adjustable Spanner
			01810	IT.HSFJ	6" Junior Hacksaw
			03191	IT.TR/12	Tool Roll 12 pocket



Combination Pliers (Engineers Pliers) with Side Cutter, Burner Hole and Facets

Code No.	Cat. No.	Length (mm)	Length (inch)	Wire Dia. 800 N/mm²	Wire Dia. 1600 N/mm²	Weight (gms)
00011	IT/CP-6	160	6 ¼	2.5	1.8	195
00021	IT/CP-8	200	8	3.0	2.5	310
00031	IT/CP-10	250	10	2.5	1.6	620



Snipe Nose Pliers with Side Cutter and Burner Hole

Code No.	Cat. No.	Length (mm)	Length (inch)	Wire Dia. 800 N/mm²	Wire Dia. 800 N/mm²	Weight (gms)
00051	IT/SNP-6	160	6 ¼	2.5	1.6	135
00061	IT/SNP-8	200	8	2.8	1.8	190

ITL



Bent Nose Pliers with Side Cutter, bent jaws 45°

Code No.	Cat. No.	Length (mm)	Length (inch)	Wire Dia. 800 N/mm²	Wire Dia. 800 N/mm²	Weight (gms)
00071	IT/BNP-6	160	6 ¼	2.5	1.6	135
00081	IT/BNP-8	200	8	2.8	1.8	190



Flat Nose Pliers

Code No.	Cat. No.	Length (mm)	Length (inch)	Jaw Length (mm)	Jaw Length (inch)	Weight (gms)
00091	IT/FNP-6	160	6 ¼	22	⅞	180



Diagonal Cutting Nippers

Code No	Cat. No.	Length (mm)	Length (inch)	Wire Dia. 800 N/mm²	Wire Dia. 1600 N/mm²	Weight (gms)
00101	IT/DCN-6	160	6 ¼	2.8	2.0	205
00111	IT/DCN-7	180	7	3.0	2.5	265



High Leverage Diagonal Cutting Nippers

Code No.	Cat. No.	Length (mm)	Length (inch)	Wire Dia. 800 N/mm²	Wire Dia. 1600 N/mm²	Wire Dia. 2300 N/mm²	Weight (gms)
00115	IT/HLN-7	180	7	3.8	2.7	2.2	245



Cable Croppers 8" (for Aluminium and Copper Cables only)

Code No.	Cat. No.	Length (mm)	Length (inch)	Stranded Wires Dia	Solid Wires Dia	Weight (gms)
00120	IT/CC-8	200	8	50mm²	25mm²	360



Cable Croppers 9" (for Aluminium and Copper Cables only)

Code No.	Cat. No.	Length (mm)	Length (inch)	Stranded Wires Dia.	Solid Wires Dia.	Weight (gms)
00125	IT/CC-9	235	9	95mm²	70mm²	500



Cable Croppers 10" (for Aluninium and Copper Cables only)

Code No.	Cat. No.	Length (mm)	Length (inch)	Stranded Wires Diameter	Weight (gms)
00130	IT/CC-10	250	10	19/.064" 440V	595

Insulated Tools for Live Line Working



Large Cable Croppers (for Aluminum and Copper cables only)

Code No.	Cat. No.	Length (mm)	Length (inch)	Cable Dia.	Weight (gms)
00136	IT/CC-26	670	26	30mm²	2200



Waterpump Pliers (Groove Joint)

Code No.	Cat No.	Max. Opening (mm)	Max. Opening (inch)	Length (mm)	Length (inch)	Weight (gms)
00141	IT/WP-10	35	1 3/8	250	10	345
00151	IT/WP-12	55	2 1/4	300	12	600
00161	IT/WP-16	110	4 1/4	400	16	1100



End Wire Strippers with Adjusting Screw

Code No.	Cat. No.	Length (mm)	Length (inch)	Weight (gms)
00171	IT/WS-6	160	6 1/4	180



Tree Loppers

Code No.	Cat. No.	Length (mm)	Length (inch)	Max. Diameter (mm)	Weight (gms)
00171	IT/TL21	535	21	30	1935
00172	IT/TL32	815	32	40	2600



Totally Insulated Spanner Set (8pcs in Tool Roll)

Code No.	Cat. No.	Weight (gms)	
01165	IT.ISS8	1200	Comprising of:- 1 each:

Code No.	Cat. No.	Description
00970	2BA	Open Ended Spanner
00300	13mm	Open Ended Spanner
00340	17mm	Open Ended Spanner
00360	19mm	Open Ended Spanner
00410	24mm	Open Ended Spanner
01080	13mm	Ring Spanner
01090	17mm	Ring Spanner
01100	19mm	Ring Spanner
03190	IT.TR/8	Tool Roll 8 pocket

ITL

Tel: +44 (0)1342 324255 | **Fax:** +44 (0)1342 327115 | **Email:** enquiries@insulatedtools.co.uk | **Website:** www.insulatedtools.co.uk

General Purpose Single Ended Spanners

(Handles only Insulated and incorporating "Warning" Thumb Stop

Code No.	Size (mm)	Weight (gms)
00620	7mm	27
00630	8mm	31
00640	10mm	48
00650	11mm	50
00660	12mm	65
00670	13mm	70
00680	14mm	90
00690	15mm	97
00700	16mm	110
00710	17mm	120
00720	18mm	134
00730	19mm	150
00740	21mm	185
00750	22mm	190
00760	23mm	200
00770	24mm	210
00780	30mm	350
00790	32mm	412
00800	36mm	507

Code No.	Size (inch)	Weight (gms)
00510	3/16 Whit	48
00520	1/4 Whit	70
00530	5/16 Whit	85
00540	3/8 Whit	125
00550	7/16 Whit	190
00560	1/2 Whit	235
00570	9/16 Whit	270
00580	5/8 Whit	300
00590	11/16 Whit	320
00600	3/4 Whit	392
00610	7/8 Whit	520

Code No.	Size (inch)	Weight (gms)
00810	3/8 A/F	69
00820	7/16 A/F	72
00830	1/2 A/F	76
00840	9/16 A/F	78
00850	5/8 A/F	100
00860	11/16 A/F	118
00870	3/4 A/F	130
00880	13/16 A/F	175
00890	7/8 A/F	195
00900	1" A/F	240
00910	1 1/8 A/F	300
00920	1 1/4 A/F	330
00930	1 5/16 A/F	360
00940	1 7/16 A/F	395
00950	1 1/2 A/F	420





Minature BA, Single Ended Spanners

(Handles only Insulated and incorporating "Warning" Thumb Stop)

Code No.	Size	Length (mm)	Length (inch)	Weight (gms)
00960	0BA	90	3 1/2	19
00970	2BA	85	3 1/4	17
00980	3BA	80	3 1/8	11
00990	4BA	80	3 1/8	9

Totally Insulated Single Ended Spanners
(Incorporating "Warning" Thumb Stop)



Code No.	Size (mm)	Weight (gms)
00280	10mm	47
00290	11mm	48
00300	13mm	78
00310	14mm	93
00320	15mm	94
00330	16mm	120
00340	17mm	120
00350	18mm	170
00360	19mm	170
00370	20mm	200
00380	21mm	205
00390	22mm	205
00400	23mm	215
00410	24mm	215
00420	30mm	310

Code No.	Size (inch)	Weight (gms)
00180	3/16 Whit	50
00190	1/4 Whit	78
00200	5/16 Whit	87
00210	3/8 Whit	120
00220	7/16 Whit	170
00230	1/2 Whit	215
00240	9/16 Whit	275
00250	5/8 Whit	305
00260	11/16 Whit	335
00270	3/4 Whit	397
Code No.	**Size (inch)**	**Weight (gms)**
00430	3/8 A/F	70
00440	7/16 A/F	73
00441	1/2 AF	80
00450	9/16 A/F	80
00455	5/8 A/F	122
00460	11/16 A/F	122
00470	3/4 A/F	135
00480	7/8 A/F	200
00490	1" A/F	245
00500	1" 1/4 A/F	340



Adjustable Spanners

Code No.	Cat. No.	Max. Opening (mm)	Max. Opening (inch)	Overall Length (mm)	Overall Length (inch)	Weight (gms)
03000	IT.BA/8	24	1	203	8	235
03010	IT.BA12	35	1 3/8	303	12	640
03020	IT.BA/15	45	1 3/4	380	15	1025



Hammer Head Wrench

Code No.	Cat. No.	Max. Opening (mm)	Max. Opening (inch)	Overall Length (mm)	Overall Length (inch)	Weight (gms)
03105	IT.HHW/12	45	1 3/4	300	12 1/2	800

Tel: +44 (0)1342 324255 | **Fax:** +44 (0)1342 327115 | **Email:** enquiries@insulatedtools.co.uk | **Website:** www.insulatedtools.co.uk



Totally Insulated Ring Spanners Single Ended with 60° Offset Head

Code No.	Size (mm)	Weight (gms)
01060	8mm	42
01070	10mm	50
01080	13mm	85
01090	17mm	150
01100	19mm	195
01110	22mm	245
01120	24mm	290

Code No.	Size (inch)	Weight (gms)
01000	1/4 Whit	85
01010	3/8 Whit	150
01020	7/16 Whit	200
01030	1/2 Whit	290
01040	9/16 Whit	300
01050	5/8 Whit	450
Code No.	**Size (inch)**	**Weight (gms)**
01130	9/16 A/F	85
01140	3/4 A/F	195
01150	7/8 A/F	245
01160	1" A/F	300



Totally Insulated Flat Ring Spanners

Code No.	Cat. No.	Size (mm)	Overall Length (mm)	Overall Length (inch)	Weight (gms)
01081	IT.FRS/13	13	150	6	65
01091	IT.FRS/17	17	210	8.1/4	110



Socket Set (1/2" Sq. Drive) 12pcs in Metal Box

Code No.	Cat. No.	Weight (gms)	Description
03100	IT/SKTS12	2200	Comprising of:- 1 each:

Code No.	Cat. No.	Size	
01750	IT.RR		Reversible Ratchet
01760	IT.RR/E5		5" Extension Bar
01330		8mm	Socket
01350		10mm	Socket
01380		13mm	Socket
01420		17mm	Socket
01440		19mm	Socket
01450		20mm	Socket
01570		3/8 A/F	Socket
01590		1/2 A/F	Socket
01630		3/4 A/F	Socket
01650		7/8 A/F	Socket



Totally Insulated Reversible Ratchet 1/2" Sq. Drive

Code No.	Cat. No.	Length (mm)	Length (inch)	Weight (gms)
01750	IT/RR	250	10	480



Extension Bars 1/2" Sq. Drive

Code No.	Cat. No.	Length (mm)	Length (inch)	Weight (gms)
01760	IT/RR/E5	125	5	210
01770	IT/RR/E10	250	10	400

Insulated Tools for Live Line Working



Totally Insulated Sockets 1/2" Sq. Drive

Code No.	Size (mm)	Weight (gms)
01330	8mm	30
01340	9mm	66
01350	10mm	67
01360	11mm	67
01370	12mm	68
01380	13mm	68
01390	14mm	70
01400	15mm	73
01410	16mm	74
01420	17mm	75
01430	18mm	85
01440	19mm	90
01450	20mm	108
01460	21mm	120
01470	22mm	124
01480	23mm	126
01490	24mm	130
01500	25mm	140
01510	26mm	158
01520	27mm	205
01530	28mm	205
01540	29mm	207
01550	30mm	210
01560	32mm	215

Long Reach Sockets 1/2" Sq. Drive

Code No.	Size (mm)	Weight (gms)
01381	13	125
01421	17	150
01441	19	165
01471	22	240
01491	24	385

Hex. Key Sockets 1/2" Sq. Drive

Code No.	Size (mm)	Weight (gms)
02762A	4	45
02763	5	55
02764	6	80
02765	10	90

Code No.	Size (inch)	Weight (gms)
01220	1/8 Whit	62
01230	3/16 Whit	66
01240	1/4 Whit	70
01250	5/16 Whit	75
01260	3/8 Whit	82
01270	7/16 Whit	105
01280	1/2 Whit	130
01290	9/16 Whit	160
01300	5/9 Whit	165
01310	11/16 Whit	180
01320	3/4 Whit	215

Code No.	Size (inch)	Weight (gms)
01570	3/8 A/F	67
01580	7/16 A/F	70
01590	1/2 A/F	70
01600	6/16 A/F	73
01610	5/8 A/F	74
01620	11/16 A/F	85
01630	3/4 A/F	90
01640	13/16 A/F	120
01650	7/8 A/F	126
01660	15/16 A/F	130
01670	1" A/F	158
01680	1 1/16 A/F	205
01690	1 1/8 A/F	207
01700	1 3/16 A/F	210
01710	1 1/4 A/F	210

Impact Sockets 1/2" Sq. Drive

Code No.	Size (mm)	Weight (gms)
01382	13	85
01410	15	150
01422	17	130
01432	18	135
01442	19	130
01461	21	135

ITL



"L" Shaped 1/2" Sq. Drive Bars

Code No.	Cat.No.	Length (mm)	Reach (mm)	Weight (gms)
01170	IT/SS3	330	80	545



"T" Shaped 1/2" Sq. Drive Bars

Code No.	Cat. No.	"T" Handle (mm)	Reach (mm)	Weight (gms)
01180	IT/SS4	350	100	600
01190	IT/SS6	140	150	825
01200	IT/SS12	240	300	825
01210	IT/SS18	240	450	1200



Totally Insulated Reversible Ratchets 3/8" Sq. Drive

Code No.	Cat. No.	Length (mm)	Length (inch)	Weight (gms)
01780	IT/RR38	175	7	250



Extension Bars 3/8" Sq. Drive

Code No.	Cat. No.	Length (mm)	Length (inch)	Weight (gms)
01790	IT/RR/E3	75	3	85



Totally Insulated Sockets 3/8" Sq. Drive

Code No.	Size (mm)	Weight (gms)
01720	13	30
01730	17	50
01740	19	80

Hex. Key Sockets 3/8" Sq. Drive

Code No.	Size	Weight (gms)
02747	3/16 A/F	50
02748	5mm	60
02749	4mm	40



Fixed Ratchets (Reversible with 2 Sizes)

Code No.	Cat. No.	Sizes (mm)	Overall Length (mm)	Overall Length (inch)	Weight (gms)
03030	IT.FR/13	13 x 17	210	8 1/4	275
03040	IT.FR/17	17 x 19	240	9 1/2	450
03045	IT.FR/21	21 x 26	300	12	700
03050	IT.FR/24	24 x 30	300	12	1000



Insulated Scraping Tool
(for Removing Oxide Film from Aluminium Conductors prior to jointing)

Code No.	Cat. No.	Length (mm)	Length (inch)	Weight (gms)
01800	IT/CST	175	7	53



Insulated Junior Hacksaw

Code No.	Cat. No.	Blade Length (mm)	Blade Length (inch)	Overall length (mm)	Overall length (inch)	Weight (gms)
01810	IT/HSFJ	150	6	270	10 ½	145
01812	Junior Hacksaw Blades - 25 pti - pack of 12					



Insulated Hacksaw

Code No.	Cat. No.	Blade Length (mm)	Blade Length (inch)	Overall length (mm)	Overall length (inch)	Weight (gms)
01820	IIT/HSF12	300	12	480	19	658
01821	12" Hacksaw Blades - 24 tpi - pack of 10					
01822	12" Hacksaw Blades - 14 tpi - pack of 10					



Armour Saw – complete with Blade (for cutting the outer on Armour Cable)

Code No.	Cat. No.	Blade Length (mm)	Blade Length (inch)	Overall length (mm)	Overall length (inch)	Weight (gms)
03060	IT.CAS/6	150	6	260	10 ¼	310
03062	Armour Saw Blades pack of 2					



Cable Jointers Coring Knife

Code No.	Cat. No.	Blade Length (mm)	Blade Length (inch)	Overall length (mm)	Overall length (inch)	Weight (gms)
01830	IT.CCK	65	2 ¼	175	7	120



Jointers Hacking Knife

Code No.	Cat. No.	Blade Length (mm)	Blade Length (inch)	Overall length (mm)	Overall length (inch)	Weight (gms)
01840	IT/HK	110	4 ¼	235	9 ¼	221



Jointers Plastic Hack Knife

Code No.	Cat. No.	Blade Length (mm)	Blade Length (inch)	Overall length (mm)	Overall length (inch)	Weight (gms)
01845	IT/PHK	110	4 1/4	220	8 1/2	65



Linesmans Hack Knife with Lockable Holster

Code No.	Cat. No.	Blade Length (mm)	Blade Length (inch)	Overall length (mm)	Overall length (inch)	Weight (gms)
01835	IT/LHK	90	3 1/2	245	9 1/2	227



Insulated Inspection Mirror

Code No.	Cat. No.	Mirror Dia. (mm)	Mirror Dia. (inch)	Overall length (mm)	Overall length (inch)	Weight (gms)
01850	IT/IM	24	1	170	6 3/4	12



Insulated Electricians Terminal Screwdrivers (with Parallel Blades)

Code No.	Cat. No.	Blade Size (mm)	Dia of Ins. (mm)	Handle Size (mm)	Overall Length (mm)	Weight (gms)
01860	IT.18/3	75 x 3 x 0.5	5	70 x 22	150	19
01870	IT.18/4	100 x 3 x 0.5	5	70 x 22	175	20



Insulated Electricians Screwdrivers (with Parallel Blades)

Code No.	Cat. No.	Blade Size (mm)	Dia. Of Ins. (mm)	Handles Size (mm)	Overall length (mm)	Weight (gms)
01875	IT.504/6	75 x 4 x 0.8	7	100 x 30	155	50
01880	IT.500/3	75 x 5 x 1	7	100 x 30	152	40
01890	IT.500/6	150 x 5 x 1	7	100 x 30	227	55
01910	IT.500/8	203 x 5 x 1	7	100 x 30	280	60
01915	IT.14/5	125 x 6.5 x 1.2	8	100 x 30	215	97
01920	IT.316/6	103 x 6.5 x 1.2	6.5	110 x 34	253	79



Insulated Engineers Screwdrivers (with Parallel Blades)

Code No.	Cat. No.	Blade Size (mm)	Dia. Of Ins. (mm)	Handles Size (mm)	Overall length (mm)	Weight (gms)
01930	IT.501/4	100 x 6.5 x 1.2	8	110 x 34	203	87
01940	IT.502/6	150 x 8 x 1.2	10	110 x 34	253	143
01960	IT.503/8	203 x 10 x 1.6	13	120 x 35	317	260
01970	IT.503/10	254 x 10 x 1.6	13	120 x 35	368	300



Insulated Screwdrivers (with Reduced Shanks for easier access)

Code No.	Cat. No.	Blade Size (mm)	Dia. Of Ins. (mm)	Handles Size (mm)	Overall length (mm)	Weight (gms)
01900	IT.500/6R	150 x 5 x 1	6	100 x 30	227	55
01950	IT.502/6R	150 x 8 x 1.2	8	110 x 34	253	143



Insulated Pozidrive Screwdrivers

Code No.	Cat. No.	Blade Size (mm)	Dia. Of Ins. (mm)	Handles Size (mm)	Overall length (mm)	Weight (gms)
01979	IT.PX0/3	75 x 3 x No.0	7	70 x 20	150	19
01980	IT. PX1/3	75 x 5 x No.1	7	100 x 30	152	40
01989	IT.PX1/8	200 x 5 x No.1	7	100 x 30	280	60
01990	IT.PX2/4	100 x 6 x No.2	8	110 x 34	203	85
02210	IT.PX2/10	235 x 6 x No.2	8	100 x 30	330	118
02000	IT.PX3/6	150 x 8 x No.3	10	110 x 34	253	137



Insulated Slot/Pozi Screwdrivers

Code No.	Cat No.	Blade size (mm)	Diameter of (mm)	Handle Size (mm)	Overall Length (mm)	Weight (gms)
01981	IT.SPX1/3	75 x 5 x No.1	7	100 x 30	152	40
01991	IT.SPX2/4	100 x 6 x No.2	8	110 x 34	203	85



Insulated Philips Screwdrivers

Code No.	Cat No.	Blade size (mm)	Diameter of (mm)	Handle Size (mm)	Overall Length (mm)	Weight (gms)
02010	IT.PH1/3	75 x 5 x No.1	7	100 x 30	152	40
02020	IT.PH2/4	100 x 6 x No.2	8	110 x 34	203	85
02030	IT.PH3/6	150 x 8 x No.3	10	110 x 34	253	137



Insulated Slot/Phillips Screwdrivers

Code No.	Cat No.	Blade size (mm)	Diameter of (mm)	Handle Size (mm)	Overall Length (mm)	Weight (gms)
02011	IT.SPH1/3	75 x 5 x No.1	7	100 x 30	152	40
02021	IT.SPH2/4	100 x 6 x No.2	8	110 x 34	203	85



Totally Insulated Nut Spinners (with 150mm Stud Clearance)

Code No.	Cat. No.	Nut Size (mm)	Dia.of Ins. (mm)	Handle Size (mm)	Overall length (mm)	Weight (gms)
02220	IT/DRNS0	0BA	17	110 x 34	214	125
02230	IT/DRNS1	1BA	17	110 x 34	214	125
02240	IT/DRSN2	2BA	13	110 x 34	214	102
02250	IT/DRSN3	3BA	13	110 x 34	214	100
02260	IT/DRSN4	4BA	17	110 x 34	214	125
02270	IT/DRSN7	7mm	17	110 x 34	214	125
02280	IT/DRSN8	8mm	17	110 x 34	214	125
02290	IT/DRSN10	10mm	17	110 x 34	214	125



Totally Insulated Nut Spinners (with 25mm Stud Clearance)

Code No.	Cat. No.	Nut Size (mm)	Dia.of Ins. (mm)	Handle Size (mm)	Overall length (mm)	Weight (gms)
02300	IT/NS4	4mm	9	100 x 30	214	60
02310	IT/NS5	5mm	9	100 x 30	214	60
02320	IT/NS6	6mm	12	100 x 30	214	60
02330	IT/NS7	6BA	9	100 x 30	214	60
02340	IT/NS8	8BA	9	100 x 30	214	60
02341	IT/NS13	13mm	22	110 x 34	214	200



Totally Insulated Link Extractors (Male Thread, Screwdriver Type)

Code No.	Cat. No.	Thread Form (mm)	Thread Length (mm)	Blade Size (mm)	Handles Size (mm)	Overall Length (mm)	Weight (gms)
02350	IT.LES 1	3/16 Whit	16	150	110 x 34	253	128
02360	IT.LES 2	1/4 Whit	16	150	110 x 34	253	130
02370	IT.LES 3	5/16 Whit	16	203	110 x 34	317	230
02380	IT.LES 4	3/8 Whit	16	203	110 x 34	317	232
02390	IT.LES 5	M8	16	203	110 x 34	317	226
02400	IT.LES 6	3/16 Sq. End	10	150	110 x 34	253	135
02510	IT.LES 17	3/16 Sq. Acme form thread 3/8 O/D	22	265	120 x 35	385	270
03130	IT.LESM/M10	M10	20	210	120 x 35	325	255
03131	IT.LESM/M12	M12	20	250	120 x 35	325	325



Totally Insulated Link Extractors (Female Thread, Screwdriver Type)

Code No.	Cat. No.	Thread Form (mm)	Thread Length (mm)	Blade Size (mm)	Handles Size (mm)	Overall Length (mm)	Weight (gms)
02410	IT.LES 7	1/4 Whit	16	203	120 x 35	357	135
02420	IT.LES 8	5/16 Whit	16	203	120 x 35	357	295
02430	IT.LES 9	3/8 Whit	16	203	120 x 35	357	315
02440	IT.LES 10	1/2 Whit	16	203	120 x 35	357	300
02450	IT.LES 11	M8	16	203	120 x 35	357	295
02460	IT.LES 12	1/2 Whit L.Hand	16	203	120 x 35	357	300
02470	IT.LES 13	1/4 BSF	16	203	120 x 35	357	135
02480	IT.LES 14	5/16 BSF	16	203	120 x 35	357	295
02490	IT.LES 15	3/8 BSF	16	203	120 x 35	357	315
02500	IT.LES 16	1/2 BSF	16	203	120 x 35	357	300
03132	IT.LESF/M10	M10	50	255	120 x 35	370	335
03133	IT.LESF/M12	M12	50	255	120 x 35	370	325



Totally Insulated Link Extractors (Male Thread, "T" Bar Type)

Code No.	Cat. No.	Thread Form (mm)	Thread Length (mm)	"T" Bar Length (mm)	Overall Length(mm)	Weight (gms)
02520	LET 1	3/8 Whit	16	110	140	170
02530	LET 2	1/2 Whit	16	110	140	180
02540	LET 3	M8	16	110	140	180



Totally Insulated Link Extractors (Female Thread, "T" Bar Type)

Code No.	Cat. No.	Thread Form (mm)	Thread Length (mm)	"T" Bar Length (mm)	Overall Length(mm)	Weight (gms)
02550	LET 4	3/8 Whit	16	110	140	170
02560	LET 5	1/2 Whit	16	110	140	180
02570	LET 6	1/2 BSF	16	110	140	180
02580	LET 7	1/2 Whit L.Hand	16	110	140	220



Totally Insulated Hexagon Keys (Screwdriver Type)

Code No.	Cat. No.	Key Size (mm)	Key Length (mm)	Blade length (mm)	Handle Size (mm)	Overall Length (mm)	Weight (gms)
02590	AKS 1	3mm	10	160	110 x 34	263	142
02600	AKS 2	4mm	10	160	110 x 34	263	142
02610	AKS 3	5mm	10	160	110 x 34	263	142
02620	AKS 4	6mm	10	213	110 x 34	327	265
02630	AKS 5	1/8 A/F	10	160	110 x 34	263	140
02640	AKS 6	5/32 A/F	10	160	110 x 34	263	142
02650	AKS 7	3/16 A/F	10	160	110 x 34	263	142
02660	AKS 8	1/4 A/F	10	213	110 x 34	327	265

ITL



Totally Insulated Hexagon Keys ("T" Bar Type)

Code No.	Cat. No.	Key Size	Key Length (mm)	"T" Bar Length (mm)	Overall Length (mm)	Weight (gms)
02670	AKT 1	3mm	10	90	160	176
02680	AKT 2	4mm	10	90	160	178
02690	AKT 3	5mm	10	90	160	180
02700	AKT 4	6mm	10	90	160	180
02710	AKT 5	1/8 A/F	10	90	160	176
02720	AKT 6	5/32 A/F	10	90	160	180
02730	AKT 7	3/16 A/F	10	90	160	180
02735	AKT 7S	3/16 A/F	14	90	120	136
02740	AKT 8	1/4 A/F	22	100	210	155
02761	AKT10	10mm	13	110	170	300



Totally Insulated Long Hexagon Keys ("T" Bar Type)

Code No.	Cat. No.	Key Size	Key Length (mm)	"T" Bar Length (mm)	Overall Length (mm)	Weight (gms)
02631	IT.AKT/P4	4mm	20	90	175	36
02732	IT.AKT/P3/16	3/16	8	90	175	47



Totally Insulated Hexagon Keys ("T" Bar Type)

Code No.	Cat. No.	Key Size (mm)	Key Length (mm)	"T" Bar Length (mm)	Overall Length (mm)	Weight (gms)
02760	AKT/P3	3mm	20	70	140	75



Totally Insulated Hexagon Keys ("L" Shaped)

Code No.	Cat. No.	Key Size (mm)	Key Length (mm)	Overall Length (mm)	Weight (gms)
03140	IT.AKL/2	4mm	7	145	75



Totally Insulated Hexagon Keys (Cooker Knob Type)

Code No.	Cat. No.	Key Size (mm)	Key Length (mm)	Handle Width (mm)	Overall Length (mm)	Weight (gms)
02751	AKT/C2	2mm	15	35	90	15
02750	AKT/C3	3mm	15	35	90	15



Totally Insulated Hexagon Box Spanners (with Fixed "T" Bars)

Code No.	Cat. No.	Size	"T" Bar Length (mm)	Overall Length (mm)	Weight (gms)
02770	TBS 1	0BA	110	160	260
02780	TBS 2	2 BA	90	145	170
02790	TBS 3	3 BA	90	145	170
02800	TBS 4	3/16 Whit	110	160	250
02810	TBS 5	1/4 Whit	105	155	225
02820	TBS 6	8mm	90	145	165
02830	TBS 7	10mm	90	145	262
02840	TBS 8	13mm	105	155	225
02850	TBS 9	17mm	160	130	365
02860	TBS 10	5/8 A/F	160	130	365
02870	TBS 11	11/16 A/F	160	130	385
02880	TBS 12	3/8 A/F	90	145	170
02890	TBS 13	19mm	160	130	370



Jointers Ladles (Double Lipped)

Code No.	Cat. No.	Bowl Size (mm)	Bowl Size (inch)	Overall Length (mm)	Overall Length (inch)	Weight (gms)
02900	IT.JL/3	75	3	310	12 1/4	430
02910	IT.JL/4	100	4	340	13 1/2	505
02920	IT.JL/5	125	5	360	14 1/4	660
02930	IT.JL/6	150	6	385	15 1/4	860



Core Bending Bars (for use on Sectoral Cores in Consac Cables)

Code No.	Cat. No.	Core Size (sq. mm)	Overall Length (mm)	Overall Length (inch)	Weight (gms)
02940	IT.BB/70	70	180	7	222
02950	IT.BB/95	95	180	7	225
02960	IT.BB/120	120	185	7 1/4	227
02970	IT.BB/185	185	190	7 1/2	235
02980	IT.BB/240	240	190	7 1/2	243
02990	IT.BB/300	300	195	7 3/4	252

Core Bending Bars External (for over the Insulation Sheath)

Code No.	Cat. No.	Core Size (sq. mm)	Overall Length (mm)	Overall Length (inch)	Weight (gms)
02940X	IT.BB/70EX	70	180	7	222
02960X	IT.BB/120EX	120	185	7.1/4	227
02970X	IT.BB/185EX	185	190	7.1/2	235
02990X	IT.BB/300EX	300	195	7.3/4	252

ITL



Sheath Lifting Tool - Hooked Shaped (All NYLON for Comsac Cables)

Code No.	Cat. No.	Overall Length (mm)	Overall Length (inch)	Weight (gms)
03108	IT.SFT	200	8	60



Holding Tools (Fixed)

Code No.	Cat. No.	Opening (mm)	Length (mm)	Length (inch)	Weight (gms)
03117	IT.HT/95	95mm	255	10	160
09118	IT.HT/120	120mm	255	10	160
03119	IT.HT/185	185mm	265	10 ½	175
03120	IT.HT/300	300mm	280	11	185



Universal Holding Tool (Adjustable)

Code No.	Cat.No.	Max. Opening (mm)	Max. Opening (inch)	Overall Length (mm)	Overall Length (inch)	Weight (gms)
03116	IT.UHT	50	2	350	13 ¾	1000



Holding Tool (for Wave Form Connectors)

Code No.	Cat. No.	Opening (mm)	Length (mm)	Length (inch)	Weight (gms)
03122	IT.HT/WF	29 x 16	175	7	50



Shroud (for 440 volts)

Code. No.	Cat. No.	Sheild Area (mm)	Length (mm)	Weight (gms)
03090	IT.S400	60 x 40	85	30



Universal Shroud (for Domestic Cut-Outs)

Code. No.	Cat. No.	Sheild Area (mm)	Length (mm)	Weight (gms)
03080	IT.S7U	32 x 32	50	10



Non-Universal Shroud (for Domestic Cut-Outs)

Code. No.	Cat. No.	Sheild Area (mm)	Length (mm)	Weight (gms)
03081	IT.S7NU	30 x 25	60	10



Wedge

Code No.	Cat. No.	Length (mm)	Length (inch)	Weight (gms)
03070	IT.W/1	250	10	110

Insulated Tools for Live Line Working



Hybrid Neutral Wedge

Code No.	Cat. No.	Length (mm)	Length (inch)	Weight (gms)
03075	IT.W/2	130	5 ¼	20



Cable Jointers Umbrella (Fibreglass Frame & Ground Spike)

Code No.	Cat. No.	Diameter Opened (mm)	Length Folded (mm)	Length Folded (inch)	Weight (gms)
03193	IT/UM	2160	1400	55	2800

Guy Rope Set (for Jointers Umbrella)

Code No.	Cat. No.	Description	Weight (gms)
03194	IT.GR	5 Metres of 5mm Nylon Rope and 2 Plastic Ground Pegs	65



Knockout Tool

Code No.	Cat. No.	Overall Length (mm)	Overall Length (inch)	Handle Size (mm)	Weight (gms)
03101	IT.CTS/1	215	8 ¼	114 x 32	135



Plug Removal Tool

Code No.	Cat. No.	Overall Length (mm)	Overall Length (inch)	Pin Size (mm)	Weight (gms)
03102	IT/PRT	10	4	3	15



Fuse Carriers/Pullers (for removing Fuses from Underground Link Boxes)

Code No.	Cat. No.	Max. Opening (mm)	Overall Length (mm)	Overall Length (inch)	Weight (gms)
03106	IT.FCE	50	215	8 ½	210



Cut-Out Tees (for use on BICC Cut Outs)

Code No.	Cat. No.	Diameter (mm)	Overal Length (mm)	Overal Length (inch)	Weight (gms)
03093	IT.COT	5	70	2 ¾	5



Phase "B" Scott Barriers (for use on Underground Link Boxes)

Code No.	Cat. No.	Overall Diamensions (mm)	Overall Diamensions (inch)	Weight (gms)
03152	IT.SB	175 x 135	7 x 5 ½	55



Paint/Dusting Brushes

Code No.	Cat. No.	Size (mm)	Overall Length (mm)	Overall Length (inch)	Weight (gms)
03105A	IT.PB/40	40	230	9	96
03105B	IT.PB/50	50	230	9	104
03105C	IT.PB/75	75	250	10	112



Police Probes (Mark 1)

Code No.	Cat. No.	Overall Length (mm)	Overall Length (inch)	"T" Handle (mm)	"T" Handle (inch)	Weight (gms)
03150	IT.PP/1	1020	40	250	10	1500

Police Probes (Mark 2 with Side Handle and Shoulder Strap)

Code No.	Cat. No.	Overall Length (mm)	Overall Length (inch)	"T" Handle (mm)	"T" Handle (inch)	Weight (gms)
03151	IT.PP/2	1450	57	250	10	2400



Tool Rolls (8 Pockets and 12 Pockets)

Code No.	Cat. No.	Dimensions (mm)	Dimensions (inch)	Weight (gms)
03190	IT.TR/8	400 x 330	16 x 13	225
03191	IT.TR/12	530 x 330	21 x 13	285



Electricans Tool Case (Orange)

Code No.	Cat. No.	Dimensions (mm)	Dimensions (inch)	Weight (kilos)
03200	IT/TC	480 x 360 x x150	19 x 14 x 6	3



Cable Jointers Holdall (Orange) with attached Ground Sheet

Code No.	Cat. No.	Dimensions (mm)	Dimensions (inch)	Weight (gms)
03199	IT.HA	520 x 200 x 200	21.5 x 8 x 8	1000

Insulated Tools for Live Line Working



Electricians Gloves & Gauntlets (to BS EN 60903)

Class	Tested volts.	Working volts.	Gauntlet Length	Code - Size	Code - Size	Code - Size	Code - Size	Weight (gms)
00	2.5KV	500	27cm	05096 - 8	05097 - 9	05098 - 10	05099 - 11	135
00	2.5 KV	500	36cm	05100 - 8	05101 - 9	05102 - 10	05103 - 11	135
0	5 KV	1000	27cm	05104 - 8	05105 - 9	05106 - 10	05107 - 11	220
0	5 KV	1000	36cm	05108 - 8	05109 - 9	05110 - 10	05111 - 11	220
0	5 KV	1000	41cm	05112 - 8	05113 - 9	05114 - 10	05115 - 11	220

(Note: Air Leakage Test & Visual Inspection Advised. RETEST not required)

1	10 KV	7500	36cm	05116 - 8	05117 - 9	05118 -10	05119 - 11	350
1	10 KV	7500	41cm	05120 - 8	05121 - 9	05122 - 10	05123 - 11	350
2	20 KV	17000	36cm	05124 - 8	05125 - 9	05126 - 10	05127 - 11	540
2	20 KV	17000	41cm	05128 - 8	05129 - 9	05130 - 10	05131 - 11	540
3	30 KV	26500	36cm	05132 - 8	05133 - 9	05134 - 10	05135 - 11	580
3	30 KV	26500	41cm	05136 - 8	05137 - 9	05138 - 10	05139 - 11	580

(RETEST required within a maximum period of 6 months from previous test date)



Cotton Inner Gloves

Code No.	Size
05149	One Size



Leather Over Gloves

Code No.	Size	Weight (gms)
05150	9	175
05151	10	175



P.V.C. Protective Container

Code No.	Cat. No.	Dimension (mm)	Dimension (inch)	Weight (gms)
05147		460 x 200	19 x 8	175



Switchboard Matting

(Fine Fluted Surface, tested to 15,000 volts. Working Voltage 650 Volts) BS 921/1976

Code No.	Cat. No.	Width	Thickness	Max. Length	Wt. Per Metre
05145		1 Metre	9.5mm	5 metre	13Kg

TERMS AND CONDITIONS OF BUSINESS

1. TERMS AND CONDITIONS
All goods are sold subject to these Terms and Conditions which shall prevail over all other terms and conditions (including any terms or conditions which the customer purports to apply under any purchase order, confirmation of order, specification or other documents).

2. CONTRACT
A customer's order constitutes an offer, and our written confirmation of the order is deemed to be an acceptance of that offer. The resulting Contract is subject to these Terms and Conditions of Business. For orders placed by Consumers over the Internet, we will send a written confirmation of the order. Consumers are defined in paragraph 16. The Consumer then has a 7-day cooling off period in which to cancel the order before the Contract takes effect. In relation to orders submitted by email, we may send an automatic acknowledgement of receipt of the order – if so this does not constitute acceptance, which will be confirmed separately.

3. PRICE
Unless otherwise agreed by us in writing the price for the goods shall be the price set out in the price list published on the date of delivery or deemed delivery. For deliveries to customers in the United Kingdom, the price for the goods shall be exclusive of any value added tax, which shall be added upon invoice, and inclusive of all costs or charges in relation to carriage and insurance. For deliveries to customers outside the United Kingdom the price will be exclusive of those aforementioned costs.

4. PROPERTY
Property in goods shall not pass to the customer until the whole of the purchase price has been paid. Notwithstanding this, a customer may re-sell goods at full market value as a principal on condition that so long as any part of the purchase price remains due to us, the customer shall account to us for the proceeds of such re-sale to the extent of the amount outstanding and shall hold such proceeds as a trustee. Until property has passed to the customer, he must store the goods (at no cost to us) separately from all other goods of the customer in such a way as they remain readily identifiable as our property, and shall not charge or grant any other such interest over the goods. We shall be entitled to recover payment for the goods notwithstanding that ownership of any goods has not passed from us. The customer's right to possession terminates immediately if he enters administration, administrative receivership, receivership, liquidation, bankruptcy, a creditors or members arrangement or other event of insolvency, or any similar or analogous event in any jurisdiction. The customer grants us, our agents and employees an irrevocable licence at any time to enter any premises where the goods are or may be stored in order to inspect them, or, where the customer's right to possession has terminated, to recover them.

5. RISK
Risk shall not pass at the same time as Property in the goods but shall pass at the time of delivery.

6. SPECIFICATION
We reserve the right to alter without prior notice the specification of any goods listed in the catalogue.

7. SPECIALS
Where any goods are made by us to a customer's design the customer must indemnify us against all claims, damages, costs and liability for breach of any other person's rights.

8. PART DELIVERIES
We reserve the right to make part deliveries against any order and to invoice all such part deliveries at the time of despatch. Such invoices will be payable notwithstanding that the balance of the order has still to be delivered.

9. DELIVERY
Delivery of all orders will be made as early as practicable or as close as practicable to customers' specific requirements. Notwithstanding any delay, however, orders will remain valid and binding.

10. DEEMED DELIVERY
If for any reason the customer will not accept delivery of any goods when they are ready for delivery, or we are unable to deliver the goods on time because the customer has not provided appropriate instructions, documents, licences or authorisations then the goods will be deemed to have been delivered and we may store the goods until delivery whereupon the customer will be liable for all related costs and expenses (including without limitation storage and insurance).

11. DELIVERY SHORTAGES AND DAMAGED PARCELS
Shortages of Delivery must be notified in writing to us within 7 days of receipt of goods, and damaged parcels must be signed for to this effect on the delivery sheet, otherwise claims may not be considered.

12. NON-DELIVERY
The quantity of any consignment of goods as recorded by us upon despatch from our place of business shall be conclusive evidence of the quantity received by the customer on delivery unless the customer can provide conclusive evidence to the contrary. We shall not be liable for any non-delivery of goods (even if caused by our negligence) unless written notice is given to us within 14 days of the date when the goods would in the ordinary course of events have been received.

13. PAYMENT TERMS
(1) For approved credit account holders only, by net monthly account. An invoice shall be dispatched upon or after each delivery. A statement of the account shall be sent to the customer on or around the last day of the calendar month. Payment for the goods is due no later than the last day of the following calendar month. This payment shall become due notwithstanding the fact that a customer may not have received a statement. This payment shall be made without any deduction by way of set-off, counterclaim, discount, abatement or otherwise. Time for payment shall be of the essence. No payment shall be deemed to have been received until we have received cleared funds. We reserve the right to alter or revoke credit provided to the customer at any time.

(2) For non-credit account holders, including orders placed via the Internet, payments to us shall be made in advance of delivery and shall be made in Pounds Sterling.

14. LATE PAYMENT
We reserve the right to claim interest under the Late Payment of Commercial Debts (Interest) Act 1998. In the event of late payment, we will, from the date payment is due, be entitled to charge interest on the sum due on a daily basis at the annual rate of 4% above the Bank of England base lending rate, suspend all deliveries and/or terminate any orders without prejudice to any other rights we have under these Terms and Conditions or by law.

15. CANCELLATION
Other than as allowed in clause 2, cancellation of any order or part of an order will be accepted only with our prior consent.

16. CONSUMER
Any reference in these Terms and Conditions to a Consumer means any individual who is acting for purposes which are outside his or her trade, business or profession. Nothing in these Terms and Conditions affects a Consumer's statutory rights. The Distance Selling Regulations 2000 apply to all Consumers purchasing via our website.

17. RETURN OF GOODS
Other than as allowed in clause 2, goods may only be returned with our written consent. On such return they will be credited at the invoiced price. Consent will not be given to return goods made specially to order.

18. GUARANTEE
We warrant that our goods conform in all material respects to the details in the current brochure and/or on our website. All goods conform to International Standard IEC 60900:2004 and are suitable for working with voltages of up to 1,000 volts unless indicated otherwise. Any article claimed to be defective at the time of delivery will be repaired or replaced free of charge if, when returned to us carriage paid, examination confirms such defect.

19. LIABILITY
All warranties express or implied, conditions undertakings or representations, however imposed, are hereby expressly excluded other than those expressed in these Terms and Conditions.

We will not be responsible for indirect or consequential loss, damages or any other liability, howsoever arising including through negligence.

We will not be liable for any failure or partial failure of the goods supplied if the customer fails to use the goods in accordance with recognised health and safety procedures and practices pertaining to work with electrical equipment, or uses them outside their normal scope of use. It is the responsibility of the customer (including consumers) and user of these goods to ensure that he or she is fully trained in the procedures necessary and under no circumstances should work on live cables be carried out unless the user is qualified to do so. Nothing in these Terms and Conditions restricts liability for death or personal injury caused by our negligence.

Our total liability in contract, tort (including negligence or breach of statutory duty), misrepresentation or otherwise, arising in connection with the performance of this contract shall be limited to the price of the goods giving rise to the liability.

20. LEGAL CONSTRUCTION
These Terms and Conditions shall be construed according to the Law of England, and all sales subject to them shall be deemed to have been made in England.

Insulated Tools for Live Line Working

Insulated Tools Limited
Charlwoods Road, East Grinstead
West Sussex RH19 2HR
United Kingdom

Telephone: +44 (0)1342 324255
Facsimile: +44 (0)1342 327115
E-mail: enquiries@insulatedtools.co.uk
Website: www.insulatedtools.co.uk

Published February 2008 | Designed and printed by Gamut Media Solutions | Tel: 01342 843 770 email: info@gamut-ms.co.uk