SERIES 1930 - DOUBLE-POLE ROCKER SWITCHES IP 65

TO 20 (4) A 250 V AC



PRODUCT FEATURES

- Illuminated and non-illuminated variants with various switching functions
- IP 65 with integrated gasket for high dust and water protection
- Inrush current (capacitive) up to 120 A
- Approval for 400 V
- 100 million times proven switching principle
- Modern rocker design
- High, flexible variety

ON REQUEST

- Other switching functions (e.g. Changeover switch)
- Other terminal types
- Other colors
- Other printing variants
- Other lamp variants
- Cable assembly

Mechanical life endurance	5E4
Operating force	3 - 8 N
Inrush current (capacitive)	120 A 100 A (basic type 1939) 50 A (basic type 1934)
Contact resistance (new condition)	< 100 mOhm (1 A 12 V DC)
Insulation resistance (new condition)	> 100 MOhm (500 V DC)
Proof tracking	250 PTI
Protection type	IP 40 (terminal side), IP 65 (actuating side)
Ambient temperature	terminal side -30 °C ... +105 °C actuating side -30 °C ... +55 °C
Flammability	UL 94 V-2 UL 94 V-0 (housing and socket only)
Glow wire test temperature	850 °C
Material actuator housing terminals	PC / TPU (bellows) PA silver plated
Plug force of the terminals	≤ 80 N
Approval marks	/ /
Suitable for appliances of protection class II	

SERIES 1930 - DOUBLE-POLE ROCKER SWITCHES IP 65

TO 20 (4) A 250 V AC

double-pole 	ON / OFF switch (DPST)	1935.3135	1935.3137	1935.3112	1935.3113	1935.3114	1935.3118	1935.3119	1935.3129	1935.3134	1935.3128	1935.3131	1935.3138	1932.1113	1932.3112	1932.3113
Lighting voltage (V)		400	400	250	250	250	250	250	250	125 - 250	125	125	12			
Actuator color / printing																
Housing color																
20 (4) A 250 V AC 1E4		o	o	o	o	o	o	o	o	o	o	o		o	o	o
12 (4) A 250 V AC 1E4																
10 (8) A 400 V AC 5E4		o	o													
10 (8) A 250 V AC 5E4		o	o	o	o	o	o	o	o	o	o	o		o	o	o
10 A 12 V DC													o			
6 (4) A 250 V AC 5E4																
16 A 250 V AC 1 HP		o	o	o	o	o	o	o	o	o	o	o		o	o	o
16 A 125 V AC 3/4 HP		o	o	o	o	o	o	o	o	o	o	o		o	o	o
16 A 125 V AC 1/3 HP												o				
14 A 250 V AC 3/4 HP																
14 A 250 V AC 1/2 HP																
14 A 125 V AC 1/3 HP																
14 A 125 V AC 1/4 HP																
12 A 250 V AC 1 HP																
12 A 125 V AC 1/2 HP																
Terminal type																
Terminal description		6.3	6.3	6.3	6.3	6.3	6.3	6.3	6.3	6.3	6.3	6.3	6.3	4.8	6.3	6.3
Contact distance (mm)		≥3	≥3	≥3	≥3	≥3	≥3	≥3	≥3	≥3	≥3	≥3	≥3	≥3	≥3	≥3
Contact material		Ag	Ag	Ag	Ag	Ag	Ag	Ag	Ag	Ag	Ag	Ag	Ag	Ag	Ag	Ag
EN 60335 cap. 30 conform “G”																
Miscellaneous								bellows anthracite								
Stock version				o	o	o	o								o	

SERIES 1930 - DOUBLE-POLE ROCKER SWITCHES IP 65

TO 20 (4) A 250 V AC

double-pole 	ON / OFF switch (DPST)	1932.3114	1932.3116	1932.3118	1932.3130	1932.3131	1932.3132	1932.3136	1932.3137	1932.3412	Normally closed contact (DPNC)	1932.3312	1932.3314	Normally open contact (DPNO)	1935.3218	1932.3413
Lighting voltage (V)															250	
Actuator color / printing																
Housing color																
20 (4) A 250 V AC 1E4		o	o	o	o	o	o	o	o	o						
12 (4) A 250 V AC 1E4																
10 (8) A 400 V AC 5E4																
10 (8) A 250 V AC 5E4		o	o	o	o	o	o	o	o	o						
10 A 12 V DC																
6 (4) A 250 V AC 5E4																
16 A 250 V AC 1 HP		o	o	o	o	o	o	o	o	o						
16 A 125 V AC 3/4 HP		o	o	o	o	o	o	o	o	o						
16 A 125 V AC 1/3 HP					o											
14 A 250 V AC 3/4 HP																
14 A 250 V AC 1/2 HP																
14 A 125 V AC 1/3 HP																
14 A 125 V AC 1/4 HP																
12 A 250 V AC 1 HP																
12 A 125 V AC 1/2 HP																
Terminal type																
Terminal description		6.3	6.3	6.3	6.3	6.3	6.3	6.3	6.3	6.3		6.3	6.3		6.3	6.3
Contact distance (mm)		≥3	≥3	≥3	≥3	≥3	≥3	≥3	≥3	≥3		≥3	≥3		≥3	≥3
Contact material		Ag	Ag	Ag	Ag	Ag	Ag	Ag	Ag	Ag		Ag	Ag		Ag	Ag
EN 60335 cap. 30 conform “G”					o	o	o			o						
Miscellaneous						bellows white		bellows red		single-pole occupied						
Stock version																o

double-pole 	Changeover switch (DPDT)	1934.3112	1934.3114	1934.2114	Changeover switch with OFF position in the center (DPDT - Center OFF)	1939.3119	1939.3125	1939.3312	1939.3314	1939.3318	1939.0454
Lighting voltage (V)											
Actuator color / printing											
Housing color											
20 (4) A 250 V AC 1E4											
12 (4) A 250 V AC 1E4						o	o	o	o	o	
10 (8) A 400 V AC 5E4											
10 (8) A 250 V AC 5E4		o	o								
10 A 12 V DC											
6 (4) A 250 V AC 5E4				o							
16 A 250 V AC 1 HP											
16 A 125 V AC 3/4 HP											
16 A 125 V AC 1/3 HP											
14 A 250 V AC 3/4 HP						o	o				
14 A 250 V AC 1/2 HP								o	o	o	
14 A 125 V AC 1/3 HP						o	o				
14 A 125 V AC 1/4 HP								o	o	o	
12 A 250 V AC 1 HP		o	o	o							
12 A 125 V AC 1/2 HP		o	o	o							
Terminal type											
Terminal description		6.3	6.3			6.3	6.3	6.3	6.3	6.3	
Contact distance (mm)		≥3	≥3	≥3		≥3	≥3	< 3	< 3	< 3	< 3
Contact material		Ag	Ag	Ag		Ag	Ag	Ag	Ag	Ag	Au
EN 60335 cap. 30 conform “G”											
Miscellaneous								momentary function both sides	momentary function both sides	momentary function both sides	single-pole occupied momentary function both sides
Stock version						o		o	o		

SERIES 1930 - DOUBLE-POLE ROCKER SWITCHES IP 65

TO 20 (4) A 250 V AC



Basic types 1932, 1934, 1935 and 1939 double-pole

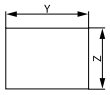

X = Wall thickness

x	y	z
0.75 ... 1.25	30 $^{-0.1}$	22 $^{+0.2}$
1.25 ... 3	30.2 $^{-0.1}$	22 $^{+0.2}$

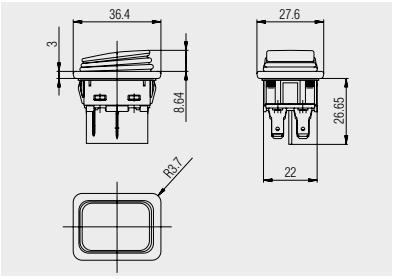

Quick-connect terminal 4.8 x 0.8
basic type 1932

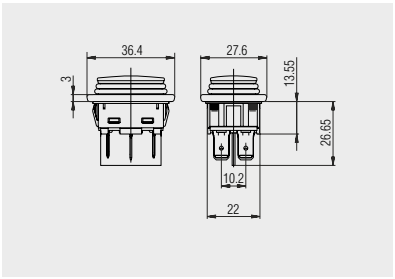

Quick-connect terminal 6.3 x 0.8
basic type 1939

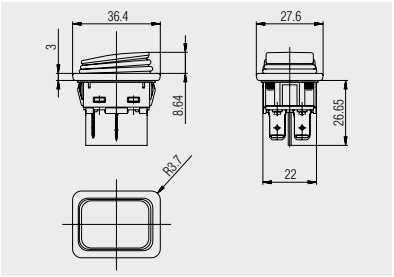

Quick-connect terminal 6.3 x 0.8
basic types 1932, 1934 and 1935

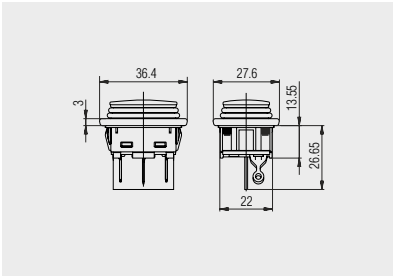

Solder terminal
basic type 1939

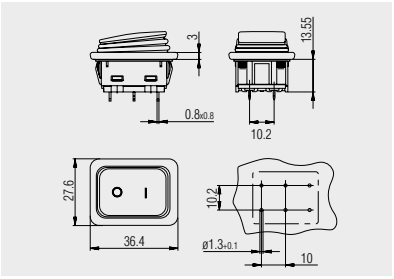

PCB terminal
basic type 1934



Sunken installation recommended for IP 65

A correct assembly and examination on tightness according to IP 65 in the equipment must be ensured by the customer.



Block connector
217.954.011

Block connector for cable connection for the double-pole versions of the rocker switch series 1830 und 1930.

Used with the standard timer plug AMP 0-927 936-1

©THIS DRAWING IS THE EXCLUSIVE PROPERTY OF MARQUARDT GMBH. WITHOUT THEIR CONSENT IT MAY NOT BE REPRODUCED OR GIVEN TO THIRD PARTIES.
CONFIDENTIAL
VERTRAULICH

1	2	3	4
Empfohlener Ausschnitt fuer Rastbefestigung (Grat gegenueber Bestueckungsseite recomended cut-out for snap-in fixing (edge opposite to snap-in direction)	Wanddicke wall thickness	Ausschnittlaenge length of cut- out	Ausschnittbreite width of cut-out
	0.75 bis / to 1.25 1.25 bis / to 2	$30\ ^{-0.1}$ $30.2\ ^{-0.1}$	$22^{+0.2}$ $22^{+0.2}$

Die in unseren Unterlagen angegebene IP Schutzklasse bezieht sich auf die Betaetigungsseite des Schalters, wenn dieser in das Kundengeraet eingebaut ist.
Die Abdichtung zwischen Schalter und Kundengeraet kann ueber die umlaufende Dichtlippe der Betaetigungskappe erfolgen.
Die Montage in das Kundengeraet und die Pruefung auf Dichtheit an dieser Stelle erfolgen kundenseitig. Schalter mit beschaedigten Betaetigungskappen muessen sofort ausgetauscht werden.

The IP-protection class mentioned in our documents refers to the actuating side of the switch when mounted into the customer appliance. The sealing between switch and customer appliance is realizable through the surrounding sealing lip of the actuating cap.
The mounting into the customer appliance and the testing of the tightness have to be effected by the customer.
Switches with damaged actuating caps have to be replaced immediately.

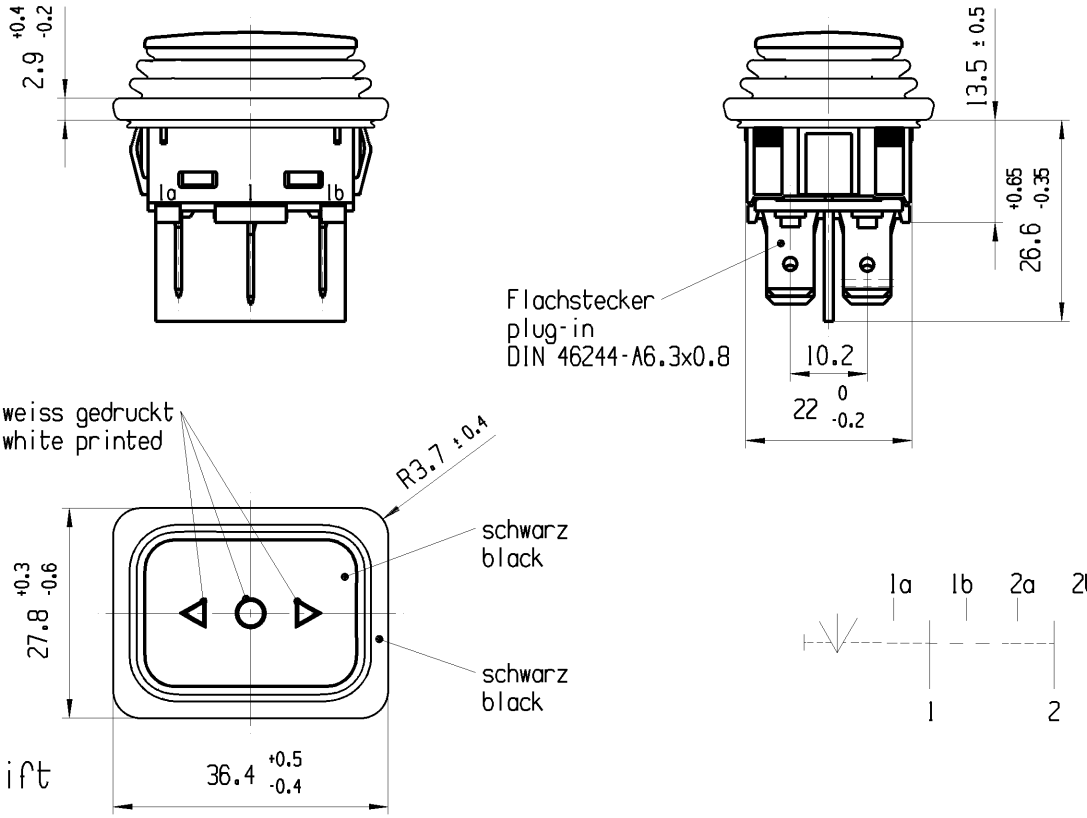

Aufschrift
Marking

193..
12|4|250 ~ μ
T105/55
05

14A 125-250V AC
1/4 HP 125V AC
1/2 HP 250V AC
R186

Umschalter 2-polig

Ausstellung in der Mitte
Tastfunktion beidseitig
Fuer Geraete der Klasse II geeignet

DPDT

with centre-off
biased from both side
suitable for appliances of class II

Herstellort/-jahr/-woche nach DIN EN 60062
code of manufacture: place/year/week acc. to DIN EN 60062

a	59141	14.07.08	VOR				
	40315	10.05.04	HHE				
Ausg. ISSUE	Aenderung REVISION	gez. DRAWN BY		Ausg. ISSUE	Aenderung REVISION	gez. DRAWN BY	

fuer Form und Lage FOR SHAPE AND LOC.
fuer Winkel FOR ANGLE ± 2°

Allgemeintoleranzen
UNTOLERANCED DIMENSIONS
PROJEKTION
Abmasse und Nennmassbereiche Angaben in mm
ALL DIMENSIONS ARE IN MILLIMETRES

	Laenge LENGTH	Radien RADII
0-6	± 0.15	± 0.2
>6-15	± 0.2	± 0.3
>15-30	± 0.25	± 0.5
>30-70	± 0.4	± 10%
>70-120	± 0.6	
>120-200	± 1	

Pause COPY
Blatt SHEET 01
Original Din A4
Massstab SCALE 1:1
0 10 20 30mm

CAD: NX V4.0
gez./DRAWN BY 14.07.08 VOR
gepr./CHECKED BY KOV
Ersatz fuer/REPLACEMENT OF Zng.gl.Nr. vom 10.5.04

TYP	Zeichn./DRAWING NO.	Index
K	19393314	a

GERAETESCHALTER
appliance switch

MARQUARDT

©Alle Rechte bei Marquardt GmbH, auch fuer den Fall von Schutzrechtsanmeldungen. Jede Verfuegungsbefugnis, wie Kopier- und Weitergaberecht, bei uns.