Unidesk









Unidesk Terminal Enclosures

Ergonomic IP 54† sloping front enclosures for desktop or wall mounted applications. Pre-assembled aluminium case body with removable base panel.
†To maintain IP 54, fit PCB pillars M 56 00 001, or your own plugs, to the mounting holes in the base panel.

Unidesk Terminal-Gehäuse

Gehäuse mit ergonomisch günstiger Bedienfront und Schutzart IP 54† für Tisch- oder Wandanwendungen. Vormontiertes Aluminium-Gehäuse mit abnehmbarer Bodenplatte.
†Für die Schutzart IP 54 ist es erforderlich, das Leiterkarten-Montage-Set M 56 00 001 oder ein eigenes, das die Aufnahmen für die Leiterkartenbefestigungen in der Bodenplatte abdeckt, zu verwenden.

Boîtier de terminal Unidesk

Boîtier avec partie pour éléments de commande ergonomique et degré de protection IP 54† pour les applications de table ou murales. Boîtier aluminium prémonté avec plaque inférieure amovible.
†Pour atteindre le degré de protection IP 54, utiliser le kit de montage pour circuit imprimé M 56 00 001 ou un kit de votre choix qui recouvre les points de fixation des circuits imprimés dans la plaque inférieure.

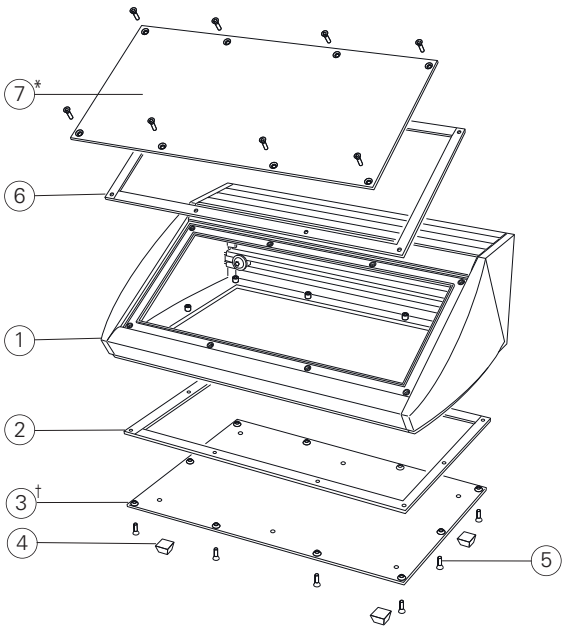

	Supply	Lieferumfang	Fourniture
1	Aluminium enclosure	Aluminium-Gehäuse	Boîtier en aluminium
2	Gaskets	Dichtunge	Joints
3	†Base panel	Bodenplatte	Plaque inférieure
4	Rubber foot (x4)	Gehäusefüße (x4)	Pieds du boîtiers (x4)
5	M3 x 12 mm (x20) M3 x 12 mm T10 (x20)	M3 x 12 mm (x20) M3 x 12mm T10 (x20)	M3 x 12 mm (x20) M3 x 12mm T10 (x20)
6	Gaskets	Dichtungen	Joints
7	*Front panel * Accessories	*Frontplatte * Zubehör	*Plaque avant * Accessoires

RAL 7035 RAL 9005

Standard colours
Standardfarben
Coloris standard

Unidesk

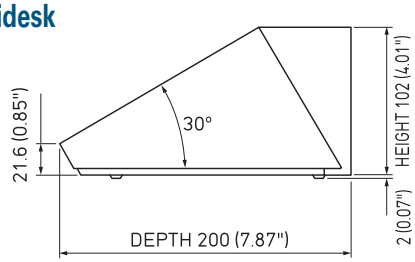

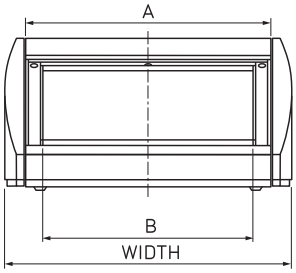

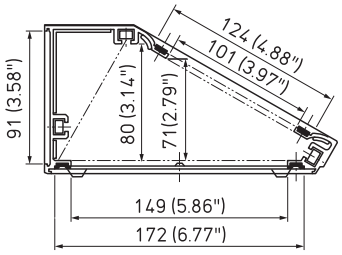













Part No. Bestell-Nr./Réf.	Version	Colours	W Farben/Coloris	D	H	A	B
M 53 20 105	M200	RAL 7035	200 (7.87")	200 (7.84")	102 (4.01")	170 (6.69")	147 (5.78")
M 53 20 109	M200	RAL 9005	200 (7.87")	200 (7.84")	102 (4.01")	170 (6.69")	147 (5.78")
M 53 30 105	M300	RAL 7035	300 (11.81")	200 (7.84")	102 (4.01")	270 (10.63")	247 (9.72")
M 53 30 109	M300	RAL 9005	300 (11.81")	200 (7.84")	102 (4.01")	270 (10.63")	247 (9.72")
M 53 40 105	M400	RAL 7035	400 (15.74")	200 (7.84")	102 (4.01")	370 (14.56")	347 (13.66")
M 53 40 109	M400	RAL 9005	400 (15.74")	200 (7.84")	102 (4.01")	370 (14.56")	347 (13.66")

Front Panel

Frontplatte
Plaque Avant

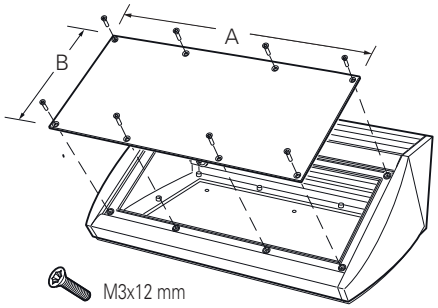



Part No. Bestell-Nr./Réf.	Version	A	B
M 53 01 502	M200	170 (6.69")	123 (4.84")
M 53 01 503	M300	270 (10.63")	123 (4.84")
M 53 01 504	M400	370 (14.56")	123 (4.84")

Wall Kit

Wandhalter-Set
Jeu De Support Mural

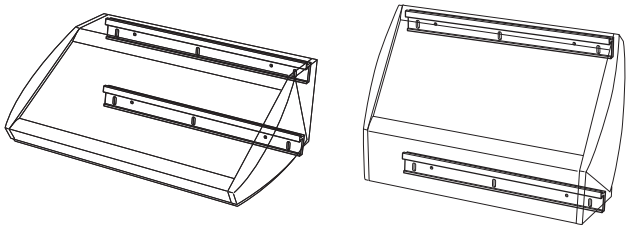



Part No. Bestell-Nr./Réf.	Version
M 53 02 212	M200
M 53 02 213	M300
M 53 02 214	M400

PCB Mounting Kit

Leiterkarten Montage-Set
Jeu Pour Montage Des Circuits Imprimés

IP 54!

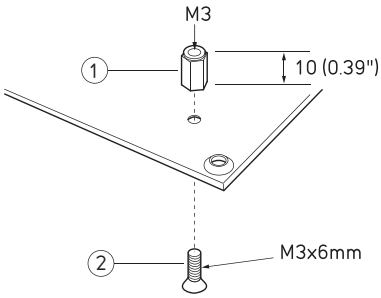



Part No. Bestell-Nr./Réf.	Article Artikel
M 56 00 001	(1)+(2) x 10