Y-Splitters

BCC M414-M415-M415-U2028-003
Order Code: BCC0AUA

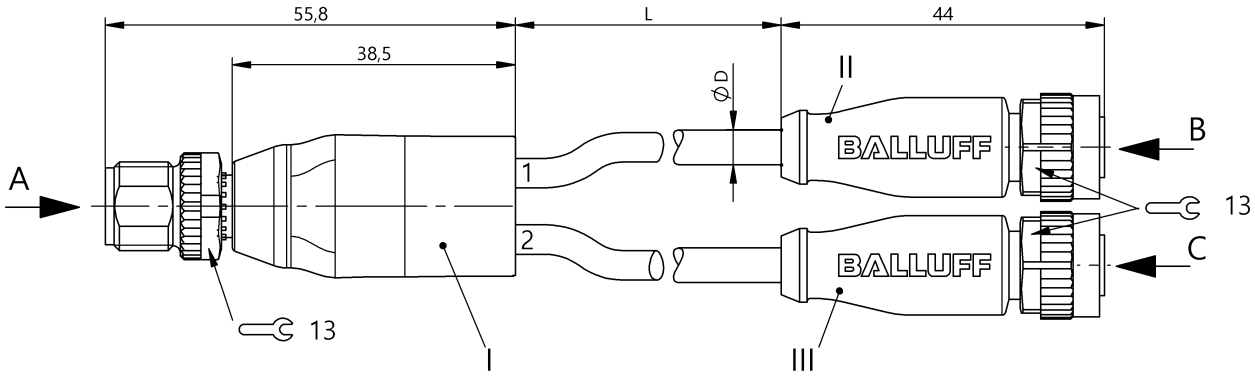



Basic features

Approval/Conformity	CE EAC WEEE

Electrical connection

Bending radius min., fixed cable	5 x D
Bending radius min., flexible cable	10 x D
Cable diameter D	4.30 mm ±0.20 mm
Cable, bending cycles min.	5 mil.
Cable, torsion stress	±180°/m
Conductor cross-section	0.34 mm²
Connection 1	M12x1-Male, Straight, 4-pin, A-coded
Connection 2	M12x1-Female, Straight, 5-pin, A-coded
Connection 3	M12x1-Female, Straight, 5-pin, A-coded
Connector 01, version	Straight
Connector 02, version	Straight
Connector 03, version	Straight
Number of conductors	3/3
Number of pins	4/5/5
System	Molded/Molded/Molded

Electrical data

Operating voltage Ub	250 VDC / 250 VAC
Rated current (40 °C)	4.0 A

Environmental conditions

Cable temperature UL max., fixed routing	80 °C
Cable temperature UL max., flexible routing	80 °C
Cable temperature, drag chain	-25...60 °C
Cable temperature, fixed routing	-50...90 °C
Cable temperature, flexible routing	-25...90 °C
IP rating	IP67, IP68, IP69K/IP67, IP68, IP69K

Material

Cable jacket, material	PUR
Material contact carrier	PUR/PUR/PUR
Material contacts	Brass/Bronze/Bronze
Material cover nut	Die-cast zinc/Die-cast zinc/Die-cast zinc
Material grip	PUR/PUR/PUR

Mechanical data

Acceleration max., drag chain	5 m/s²
Cable jacket, color	black
Cable length L	0.30 m
Cable properties	drag chain compatible
Horizontal travel permitted, drag chain	5 m
Tightening torque pigtail	0.6 Nm/0.6 Nm/0.6 Nm
Traverse speed max., drag chain	200 m/min
Vertical travel permitted, drag chain	5 m

BCC M414-M415-M415-U2028-003
Order Code: BCC0AUA

Remarks

Enclosure rating per IEC 60529, only in screwed state with the associated mating piece.
Halogen-free per DIN VDE 0472 Part 815
Cable construction acc. to UL-AWM Style 20549
Flame resistance per IEC 60332-2-2
Silicone-free

Connector Drawings

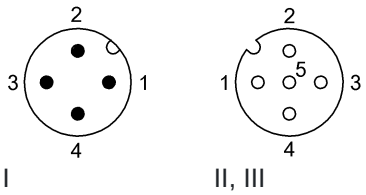

Wiring Diagrams

