EATON
Powering Business Worldwide

06/21 IL03801021Z

Instruction Leaflet
Montageanweisung
Notice d'installation
Instrucciones de montaje
Istruzioni per il montaggio
安装说明
Инструкция по монтажу
Montagehandleiding
Montagevejledning
Οδηγίες εγκατάστασης
Instruções de montagem
Monteringsanvisning
Asennusohje
Návod k montáži
Paigaldusjuhend
Szerelési utasítás
Montāžas instrukcija
Montavimo instrukcija
Instrukcja montażu
Navodila za montažo
Návod na montáž
Монтажни инструкции
Instrucțiuni de montaj
Upute za montažu
Montaj talimatı
Інструкція з монтажу
منشـــور التعليمـــات

T0(3)-…/Z/SVB
T0(3)-…/V/SVB

a	
T0	**7.5 mm** (0.3")
T3	**9.5 mm** (0.37")
UV-T0	**9 mm** (0.35")

	T0…	T3…
	1 x 0.75 - 1.5mm^2 2 x 0.75 - 1.5 mm^2	1 x 0.75 - 4.0 mm^2 2 x 0.75 - 4.0 mm^2
	1 x 1.0 - 2.5 mm^2 2 x 1.0 - 2.5 mm^2	1 x 1.0 - 6.0 mm^2 2 x 1.0 - 6.0 mm^2
tightening torque	**1 Nm** (8.85 lb-in)	**1.6 Nm** (14.16 lb-in)
	AWG18 - AWG14	AWG14 - AWG10 **2 Nm** (17.7 lb-in)

T0(3)…/Z

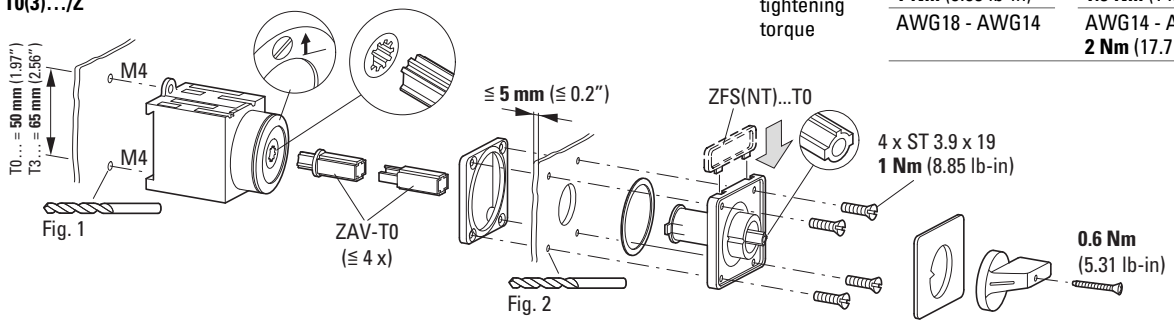

T0(3)-…/Z/SVB

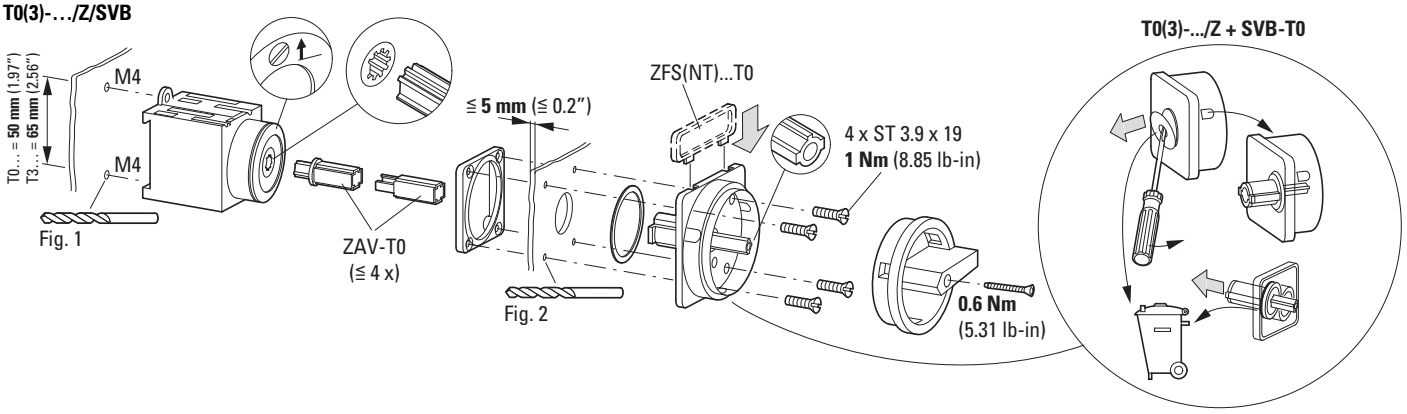

T0(3)-…/V/SVB

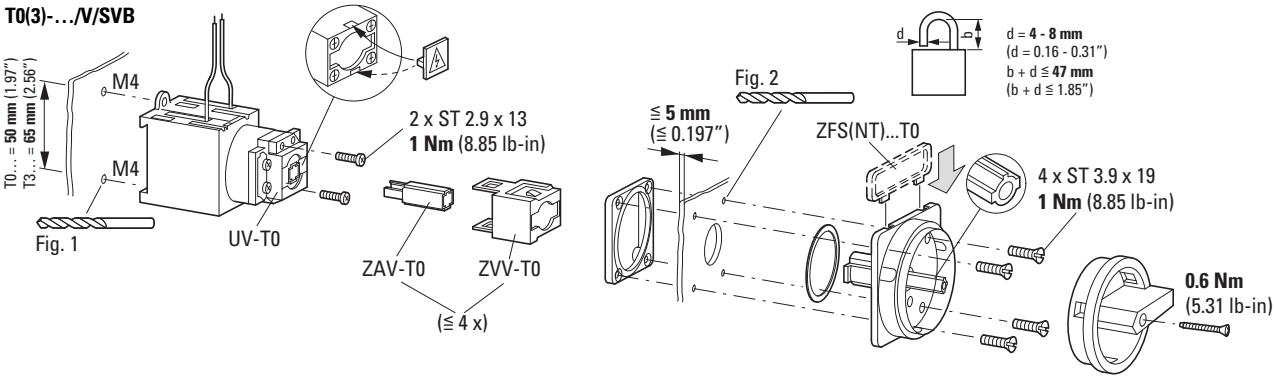

UL/CSA:

Suitable For Use As Motor Branch Circuit Disconnecting Means With Suffix SVB.
Break All Lines.

Short Circuit Withstand
10 kA RMS SYM 600 V AC
Max Fuse T0… – 20 A Class J
T3… – 40 A Class J

Standard Short Circuit
5 kA RMS SYM 600 V AC
Max Fuse T0… – 50 A
T3… – 40 A
Max Cir. Bkr. T0… – 50 A
T3… – 125 A

Switch or enclosure must be padlockable if used as a Motor Branch Circuit Disconnector means.

→ ≠ 1 : 1
T0

Fig. 1

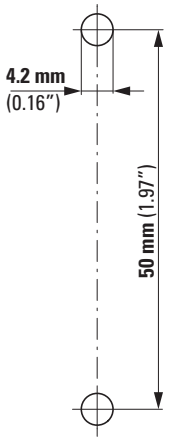

→ ≠ 1 : 1
T3

Fig.1

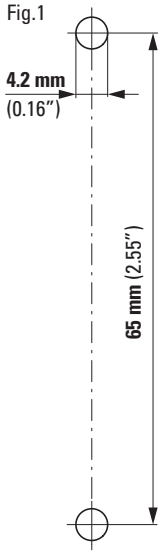

→ ≠ 1 : 1 **[mm (in)]**
T0 = T3

Fig. 2

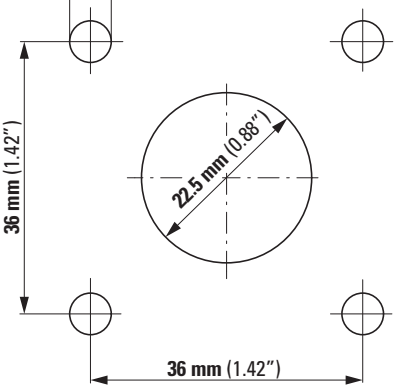

FS 908
T...-1-8200
T...-1-102
T...-2-1
T...-2-8324
T...-3-8341
T...-3-8342
T...-4-8343
T...-4-8344
T...-5-8345
T...-5-8346
T...-6-8347
T...-6-8348

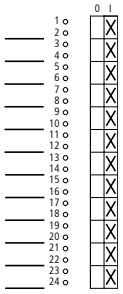

FS 908
T...-2-8900
T...-3-15680

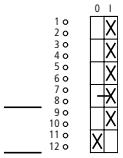

FS 908
T...-2-15679
T...-3-15683

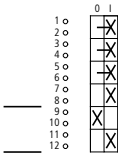

T...-3-15681
FS 908

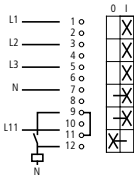

T...-4-15682
FS 908

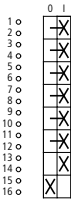

T...-1-8210
FS 684

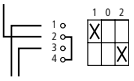

T...-2-8211
FS 684

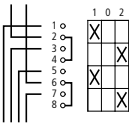

T...-3-8212
FS 684

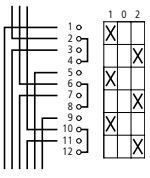

T...-4-8213
FS 684

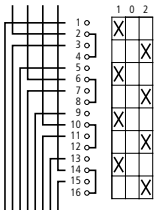

T...-4-8294
FS 953

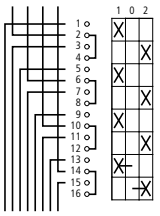

FS 4011
T...-1-8214
T...-2-8215
T...-3-8216

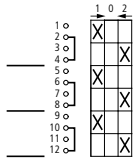

FS 943
T...-1-8220
T...-2-8221
T...-3-8222
T...-4-8223
T...-5-8369
T...-6-8370
T...-7-8371
T...-8-8372

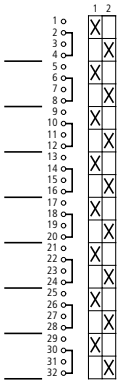

T...-1-15108
FS 926

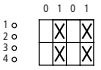

T...-1-15109
FS 928

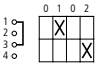

T...-1-15111
FS 923

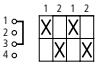

T...-2-8400
FS 684

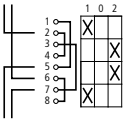

T...-3-8401
FS 684

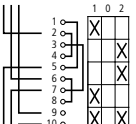

T...-3-8228
FS 4011

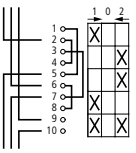

T...-4-8410
FS 635

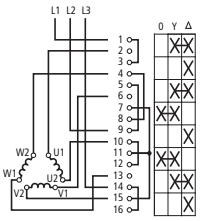

T...-6-15877
FS 638

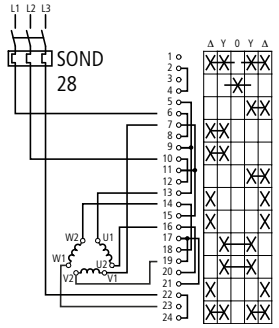

T...-3-8451
FS 644

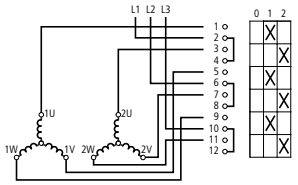

T...-4-8440
FS 644

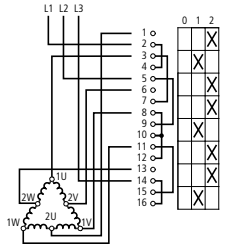

T...-4-8441
FS 684

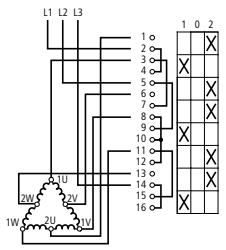

T...-5-8453
FS 629

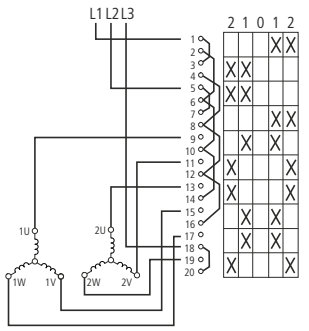

T...-6-15866
FS 629

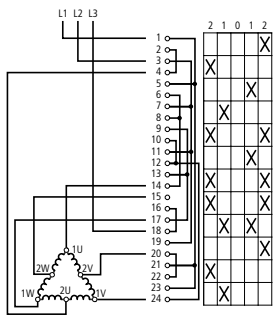

T...-2-8230
FS 404

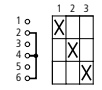

T...-2-8231
FS 606

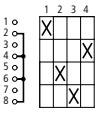

FS 415
T...-1-15401
T...-2-15402
T...-2-15403
T...-2-15404

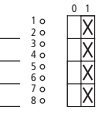

FS 4721
T...-1-15321
T...-1-15322
T...-2-15323

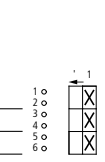

FS 456
T...-1-15366
T...-2-15367

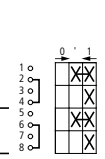

T...-3-15394
FS 458

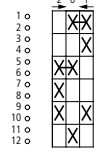

T...-3-8007
FS 1410759



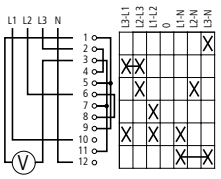

T...-3-8048
FS 9440

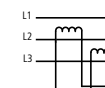

FS 418
T...-1-8240
T...-2-8260
T...-3-8280

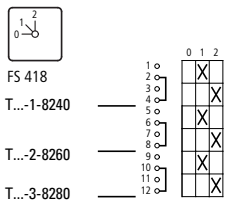

T...-2-8241
FS 420

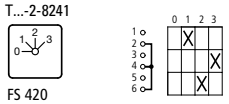

T...-2-8242
FS 422

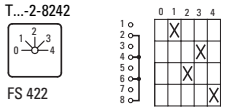

FS 1401
T...-1-15431
T...-2-15432
T...-3-15433

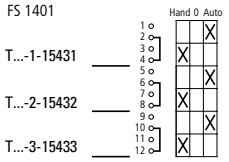

FS 4723
T...-1-15351
T...-1-15352
T...-2-15353

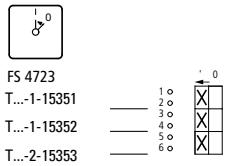

FS 147767
T...-1-15511
T...-2-15512
T...-3-15513

T...-2-8177
FS 140660

06/21 IL03801021Z

© 1988 Eaton Industries GmbH

EU: Eaton Industries GmbH, Hein-Moeller-Straße 7-11, 53115 Bonn, Germany
UK: Eaton Electrical Products Ltd, Melton Road, Burton-on-the-Wolds, Leicestershire, LE12 5TH, United Kingdom

Eaton.com/contacts
Eaton.com/aftersales
Eaton.com/documentation

06/21 IL03801021Z

Eaton.com/recycling