



Model Number

GLV18-6/59/102/159

Retroreflective sensor
with 3-pin, M12 x 1 plastic connector

Features

- Efficient Line in a short M18 plastic housing for standard applications
- Very high detection range
- 4 LEDs indicator for 360° visibility
- Optimized potentiometer design for a clear control button layout in the application
- Version with front optical face
- DC voltage version

Product information

The GLV/GLK18 series sensors help improve the efficiency of machines and systems. The design of the M18 plastic housing, the connection technology, and sensor properties are highly standardized. Concentrating on the key sensor requirements has produced a robust and reliable product series for DC and AC/DC voltage systems without any over-engineering. The mounting set included in the scope of delivery and the optimized potentiometer design ensure fast assembly and easy configuration.

Dimensions

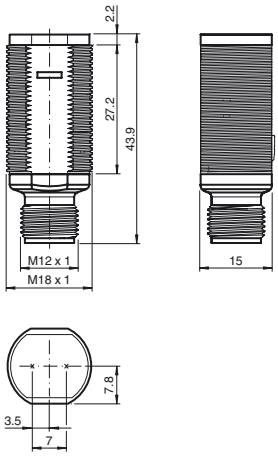

Electrical connection

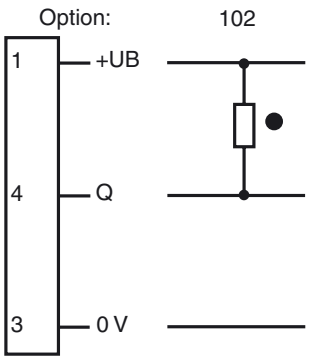

○ = Light on
● = Dark on

Pinout

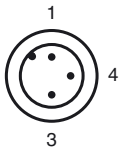

Indicators/operating means

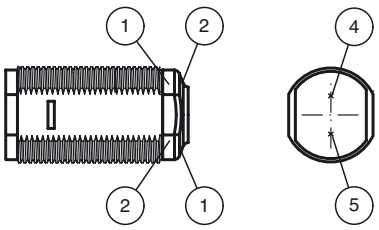

1	Operating display	green
2	Signal display	yellow
4	Emitter	
5	Receiver	

Release date: 2013-01-09 08:58 Date of issue: 2013-01-23 188551_eng.xml

Subject to modifications without notice
Copyright Pepperl+Fuchs

Technical data

General specifications		
Effective detection range		0 ... 6.5 m
Reflector distance		0.05 ... 6.5 m
Threshold detection range		8 m
Reference target		reflector C110-2
Light source		LED
Light type		modulated visible red light , 640 nm
Diameter of the light spot		approx. 300 mm at 8 m
Angle of divergence		approx. 2 °
Optical face		frontal
Ambient light limit		30000 Lux
Functional safety related parameters		
$MTTF_d$		920 a
Mission Time (T_M)		20 a
Diagnostic Coverage (DC)		0 %
Indicators/operating means		
Operating display		LED green, statically lit Power on
Function display		LED yellow: lights up when receiving the light beam ; flashes when falling short of the stability control; OFF when light beam is interrupted
Electrical specifications		
Operating voltage	U_B	10 ... 30 V DC
No-load supply current	I_0	< 20 mA
Output		
Switching type		dark on
Signal output		1 NPN, short-circuit protected open collector
Switching voltage		max. 30 V DC
Switching current		max. 100 mA
Voltage drop	U_d	≤ 1.5 V DC
Switching frequency	f	500 Hz
Response time		≤ 1 ms
Ambient conditions		
Ambient temperature		-25 ... 60 °C (-13 ... 140 °F)
Storage temperature		-40 ... 70 °C (-40 ... 158 °F)
Mechanical specifications		
Protection degree		IP67
Connection		Connector M12 x 1, 3-pin
Material		
Housing		PC
Optical face		PMMA
Connector		plastic
Mass		approx. 10 g
Compliance with standards and directives		
Standard conformity		
Product standard		EN 60947-5-2:2007 IEC 60947-5-2:2007
Approvals and certificates		
Protection class		II, rated insulation voltage ≤ 250 V AC with pollution degree 1-2 according to IEC 60664-1
UL approval		cULus Listed, Class 2 Power Source
CCC approval		Products with a maximum operating voltage of ≤36 V do not bear a CCC marking because they do not require approval.

Accessories

CPZ18B03
Mounting Bracket with swivel nut

BF 18
Mounting flange, 18 mm

BF 18-F
Mounting flange with dead stop, 18 mm

BF 5-30
Universal mounting bracket for cylindrical sensors with a diameter of 5 ... 30 mm

V11-G-2M-PUR
Cable socket, M12, 3-pin, PUR cable

V11-W-2M-PUR
Cable socket, M12, 3-pin, PUR cable

Other suitable accessories can be found at www.pepperl-fuchs.com

Release date: 2013-01-09 08:58 Date of issue: 2013-01-23 188551_eng.xml

Subject to modifications without notice
Copyright Pepperl+Fuchs
Pepperl+Fuchs Group www.pepperl-fuchs.com
USA: +1 330 486 0001 fa-info@us.pepperl-fuchs.com
Germany: +49 621 776-4411 fa-info@pepperl-fuchs.com
Singapore: +65 6779 9091 fa-info@sg.pepperl-fuchs.com
PEPPERL+FUCHS SENSING YOUR NEEDS

Curves/Diagrams

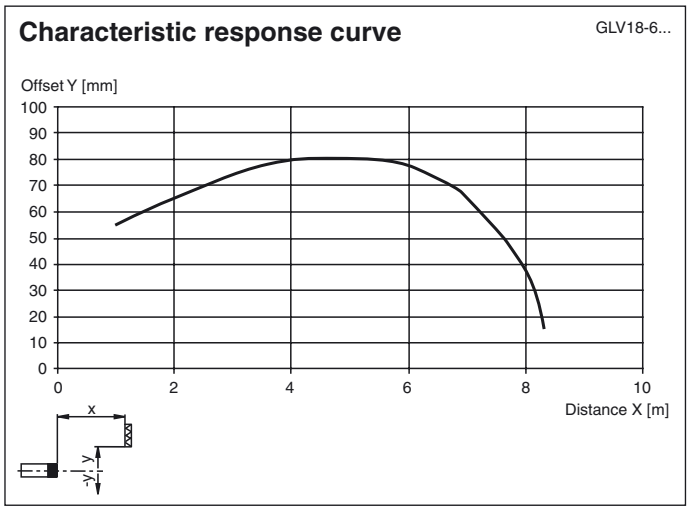

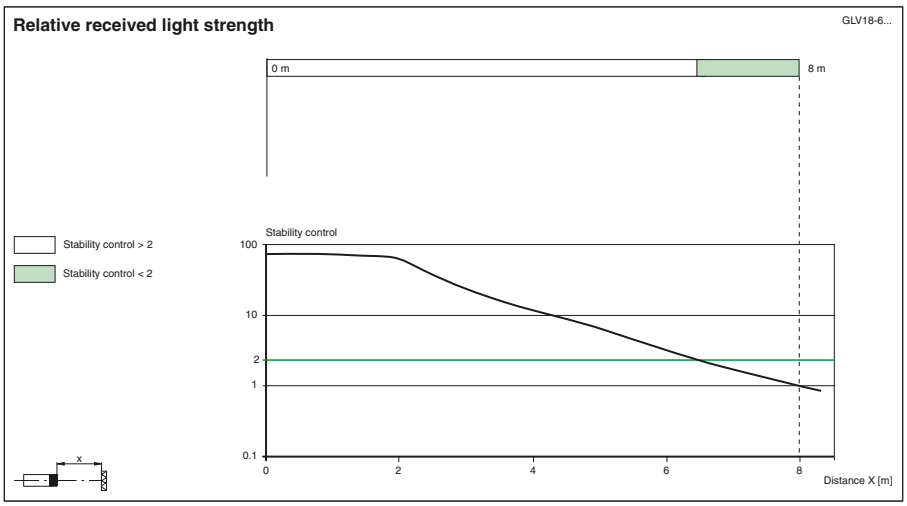

Release date: 2013-01-09 08:58 Date of issue: 2013-01-23 188551_eng.xml